radaway

Product catalogue
2025/2026



Contents

Radaway Company ... 6
Made to measure ... 7
Fit your shower enclosure to your bathroom ... 8
Coating on glass, EasyClean® ... 10
Glass variants, UltraClear® ... 11
Profiles and fittings finishes ... 12
Chrome+ finish ... 12
Stabilization methods ... 13
Towel hangers ... 14
Additional handle for bi-fold shower enclosures ... 14
Handle exchange ... 15
Handles' colour exchange ... 16
Maximum height of the shower enclosure ... 16
Inside brackets ... 17
Installation without a threshold strip ... 17
Gaskets' colour exchange ... 17
Water-tightness of shower enclosures ... 18
Installation methods ... 20
Extension profiles ... 21
Digital colourful print on glass ... 24
Glass engraving ... 28
Glass constructions ... 32

NEW Walk-in ... 34
Arta / Arta QL ... 78
Euphoria ... 90
Furo ... 98
Espera Pro ... 114
Espera ... 120
NEW Idea 8 / Idea ... 128
NEW Essenza Pro 8 / Essenza Pro ... 162
Essenza 8 / Essenza ... 184
Fuenta ... 214
Carena ... 224
NEW Nes 8 / Nes ... 228
Eos ... 284
Torrenta ... 316
Evo ... 332
Twist ... 338
Premium Pro ... 344
Premium Plus ... 356
Alienta ... 370
Bathtub screens ... 380

NEW Shower trays ... 413
Siphons and accessories ... 455
Drain lines SLIM ... 462



What's new in our shower enclosures portfolio?

New colours for profiles and fittings in the most popular series:

- **Nes**: Gold, Brushed Copper, Brushed Nickel, Brushed GunMetal
- **Idea**: Brushed Copper, Brushed Nickel, Brushed GunMetal

These new colour options give shower enclosures an even more individual character, perfectly complementing both classic and modern bathroom designs.

New series and models:

New series:

- **Essenza Pro 8** series (models **KDJ**, **PTJ**, **DWJ**, and **Walk-in**) – 8 mm glass and an elegant design with wall brackets ensure maximum stability, aesthetics, and comfort.

New models:

- **Idea 8 QL KDD** – available in Chrome, Black, and Brushed Gold
- **Nes / Nes 8 DWS B** – bifold door + fix glass in line
- **Nes 8 DWS** – with the option to choose door and front wall proportions (few options as standard)
- 2 hybrid shower enclosures – possibility of combining as a standard product **KDD B** with **KDD I** and **KDD B** with **KDD II**.
- **Nes** and **Nes 8 KDD B**, **KDJ B**, **DWB**, **DWS B** will have an **additional bifold handle by default**, not as an option (from August 1, 2025).

What's New in our Shower Trays Portfolio?

- **Doros Stone & Doros Compact Stone**: new colour – **cashmere** – an elegant, subtle shade, perfectly matched to the new shower enclosures palette.
- **Doros PT E** and **Doros Compact PT E**: new dimension – 900×800 mm.

We encourage you to explore our new catalogue and discover the inspiring possibilities our products offer. We create with design, functionality and the highest quality in mind.

What’s new in the catalogue?



Nes Brushed Copper KDS I, p. 248



Idea 8 QL Brushed Gold KDD, p. 140



Nes Brushed Nickel KDJ II, p. 234



Essenza Pro 8 Brushed Gold PTJ, p. 172



Nes 8 DWSB, p. 266



Radaway has been operating on the market since 2002. For some twenty years now – thanks to modern production solutions, detailed quality control, qualified staff of specialists and special care for customers satisfaction – we are not only a manufacturer of comfortable and designer shower enclosures, but also an excellent business partner. This is confirmed by numerous awards and – most importantly – long-term, loyal cooperation with many customers in the country and around the world. Our shower enclosures are acclaimed in all European countries, as well as in the Middle East.

Consulting & Technical Support

Our employees make every effort to meet the needs of customers, providing them with support at every stage of purchasing process. Radaway is a concept that covers all pre- and post-sales services, from consulting, through repairs and spare parts services. The technical team consists of about twenty of competent people who are at your disposal in the area of specialist consultations and customer support.

10 years

10 years guarantee of spare parts availability

Many years of experience and investment in machinery allow us to maintain the quality of our shower enclosures at a high level. However, our products are exposed to daily contact with water and cleaning agents, which means that after some time some parts may wear out and require replacement. In such a situation, users can count on us because we guarantee the availability of spare parts for 10 years after the end of production of a given model.

Made to measure
radaway

Fit your shower enclosure to your bathroom

If the interior of your bathroom requires custom solutions, create them with “Radaway Made to Measure”. Adjust the size, shape and glass variant of the shower enclosure perfectly to your needs.

Shower enclosures available in Radaway Made to Measure Programme are marked with this symbol.

With the configurator available on www.konfigurator.radaway.eu you can easily configure a custom shower enclosure. Generated form can be used as a query or an order of custom-made shower enclosure.

You should take precise measurements of the space intended for the shower enclosure.

Instructions on how take measurements can be found at **www.radaway.eu**.

If the shower enclosure will be mounted directly on the floor, please read the tips about product installation on page 20.

Production time of non-standard shower enclosures is about 6 working days + delivery time.

Configurator of non-standard shower enclosures **konfigurator.radaway.eu**

Advice and technical support

We invite you to contact our Non-standard Shower Enclosure Department at every stage of the arrangement process. Thanks to the extensive knowledge on the subject of tailor-made products, instead of perceiving problems, we only see solutions!



Fit your shower enclosure to your bathroom

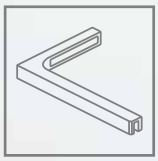

STABILIZATION METHODS

Possibility of changing the method of stabilization due to the size of the shower enclosure, the situation in the bathroom, the user's preferences.



PROFILES & FITTINGS COLOURS

Profile colours are available in selected models: Chrome+, chrome, gold, black, white, brushed nickel, brushed gold, brushed GunMetal, brushed copper.



EXTENTION PROFILES

The easiest and most economical way to match the shower enclosure or shower door to non-standard dimensions is the use of extension profiles.

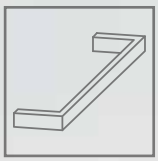

TOWEL HANGER

Thanks to the railing hanger, you can find a towel within easy reach every time you finish your shower. Furthermore, it makes drying the towels easier.



UNUSUAL SHAPE

It is possible to make a shower enclosure in an unusual shape, e.g. from slants or cut-outs for the seat or bathtub. More ready solutions on our website.



Chrome+

Profiles and support bars can be made in Chrome + technology for an extra-shiny finish.



INDIVIDUAL DIMENSIONS

Shower enclosures marked with this symbol are also made to measure, perfectly matching them to the bathroom arrangement, taking into account its size, specifics and character.

Made to measure

radaway

INTERNAL BRACKETS

Possibility to order internal brackets for a flush to wall solution for models marked with this symbol from Arta, Arta QL and Euphoria series.



HANDLE FOR BIFOLD DOORS

Possibility to order (if not added by default) an additional handle for shower enclosures, shower doors and bathtub screens with bifold doors.

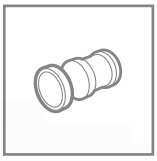

HANDLE EXCHANGE

Possibility of replacing standard handles with handles with a rounded shape (Nes 8 / Nes, Essenza Pro 8 / Essenza Pro, Essenza 8 / Essenza, Fuenta) and handles with TPE elements (Eos).

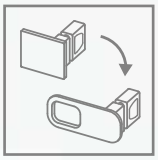



DIGITAL COLOURFUL PRINT

Modern technology, for which a specialised digital printer is used, allows you to apply a thermosetting ceramic paint on the glass.



LASER ENGRAVING

Products with this symbol can be manufactured with additionnal laser engraving on glass, selected from several ready-made designs or according to your individual project.



GLASS VARIANTS

You can order a product marked with this symbol with brown, graphite, sateen, Intimato, Mirror, Master-Soft®, Visiosun or in the UltraClear® glass option.



INSTALLATION WITHOUT THRESHOLD STRIP

This symbol means that it's up to you to install your shower enclosure with a thin threshold strip or not.



Coating on glass

Everybody knows, how important hygiene in the bathroom is and how difficult and time-consuming it is to keep a bathroom clean. This applies in particular to big glass surfaces.

You must have seen many times water drop traces and damp patches on glass panes of shower cubicles. The reason is that a glass surface that seems to us to be ideally smooth is in fact covered with microscopic pores and grooves that are invisible with the naked eye. For this reason, glass attracts and retains water on its surface. Under the impact of moisture, silicates contained in glass undergo hydrolysis. As a result, a layer of silica gel forms on glass surface. Additionally, glass enters into reactions with salts of iron, manganese, etc. contained in water, as well as with fats and detergents contained in cleaning agents. This leads to the so–called glass corrosion. A corroded and damaged glass surface is very difficult to clean. Moreover, bacteria multiply on such contaminated surface. Almost every user of shower enclosures with unprotected glass surfaces faced the problems with keeping them clean, while the aggressive chemical agents used for cleaning only enhance the corrosion process. Fortunately, the technological progress achieved in recent years in the domain of glass surface protection allows the phenomenon of corrosion to be eliminated.



Simple glass without coating Glass with protective coating

Radaway uses the latest EasyClean® glass protection technology which guarantees effective protection against corrosion and helps keeping shower enclosures, shower doors and bathtub screens clean.

EasyClean®

The **EasyClean®** coating is a protective polymer layer – invisible with the naked eye – deposited on the surface during glass processing. It has water–repellent properties, which is why water drops are not maintained on glass surface, but they run down without leaving precipitates. As the protected glass surface does not enter into direct contact with water, it does not undergo corrosion, while precipitation of any impurities and development of bacteria on such surface proceed at the rates and in quantities that are many times lower than in the case of glass without such a coating.

In the process of depositing the coating, the **EasyClean®** layer unites permanently with silicon contained in glass and becomes a part of glass surface. The coating created in this manner is durable and this makes it different from glass impregnates available on the market, as the latter provide only short–term protection. Unfortunately, under the impact of water and cleaning agents, the effective protection provided by the coating (especially its water–repellent characteristics) gradually decreases. Therefore, it is recommended to apply the **EasyClean® Glass Protector** on to glass surfaces every 6 months, in order to recondition the protective layer.

Glass variants

To meet the expectations of our customers, we decided to give you the opportunity to order shower enclosures in several glass variants. This applies both to standard and custom sizes.

Product marked with this symbol can be ordered in several glass variants. It is possible to order the shower enclosures in the Factory, Frame, Intimato or Gradient variant with transparent, UltraClear®, sateen, graphite, brown or Mirror glass.


transparent


UltraClear®


sateen


graphite


brown


Visiosun *


Mirror


Master-Soft® **

Master-Soft glass received:

reddot design award
best of the best


Intimato



Gradient


Frame ***


Factory ***

* Glass available in models: Modo New/F/SL/F SL, Nes 8 (except models: KDJ B, KDD B, DWB, PND I), Espera Pro, Espera, Idea 8/8 QL.
** Glass available in models: Modo New/SL, Modo New/SL SW, Nes 8 and Nes (except: KDJ B, KDD B, DWB, PND I), Eos (except: PND I), Idea/Idea 8/8 QL, Espera Pro, Espera, Carena, Torrenta, Twist. Master-Soft® glass is not available in the quadrant models.
*** Frame and Factory available on clear, UltraClear®, sateen, graphite, brown and Mirror glass.

UltraClear® – glass visibly different

UltraClear®


transparent glass

UltraClear® glass has a low content of iron oxides, making it a product with exceptional clarity and transparency. New types of materials used in its production, enhance the ability of light transmission and reduce the greenish tint appropriate for conventional glass. This is particularly evident in the case of glass with a thickness of 6 mm, 8 mm and 10 mm. Instead of the green hue you will receive extraordinary clarity and glass edges in a shade of blue. **UltraClear®** glass is the perfect choice for whoever pays the attention to the natural colours and transparency. Crystal transparency and extremely gloss of **UltraClear®** glass make it the ideal product for those looking for maximum brightness and faithful devotion to original colours. Price of the shower enclosure in particular glass variants depends on the thickness of the glass, the selected variant and the number of parts composing the shower enclosure.

For price and more information please contact the nearest partner store.

Profiles & fittings finishes

Information on the colours available for the various products can be found on the relevant model page.

Chrome



Gold



Black



White



Brushed Nickel



Brushed Gold



Brushed GunMetal



Brushed Copper



Individual elements of the shower enclosure are made of different materials, therefore there may be slight differences in colours.

Chrome+ finish

When it comes to Chrome finish, all small parts (hinges, handles, etc.) are galvanized, and the aluminium profiles – polished anodized, so their colour is called "chrome". However polished anodized, profiles are not so glossy as galvanized small parts. To get the same shiny finish between all parts, in particular series some profiles are galvanized (**Chrome+** finish).

Chrome+ STANDARD

Products within the **Arta QL** and **Arta** series are offered in **Chrome+** technology as a standard feature.

Chrome+ OPTION

For products from series: **Euphoria** and **Euphoria Walk-in** profiles in **Chrome+** technology can be ordered as an additional option (with an extra charge).



Chrom **Chrome+**

Stabilization methods

Stabilizers are an indispensable element of shower enclosures, shower doors and bathtub screens. Thanks to the use of support bars, it is possible to create durable and stable structures. The type of used stabilizers depends on several factors: the shower enclosure series, the size of the product and the unusual situation in the bathroom. Please contact the Customer Service Department at the ordering stage.

Standard types of stabilization

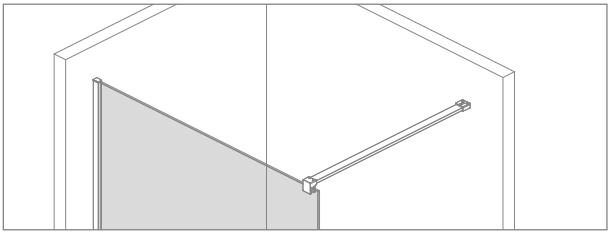

Perpendicular support bar

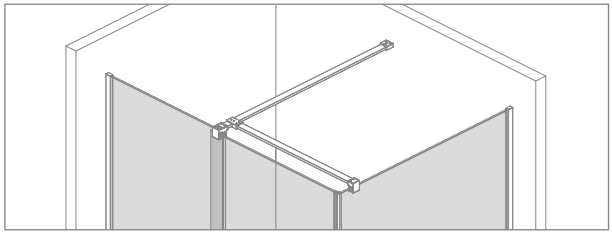

Perpendicular cross stabilizer

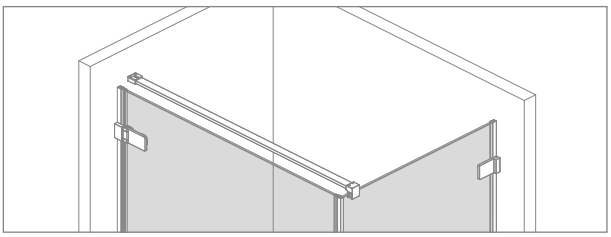

Parallel support bar

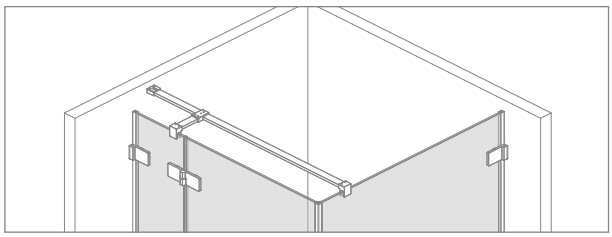

Parallel cross stabilizer

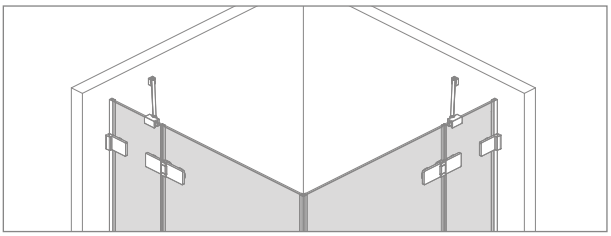

Oblique support bar

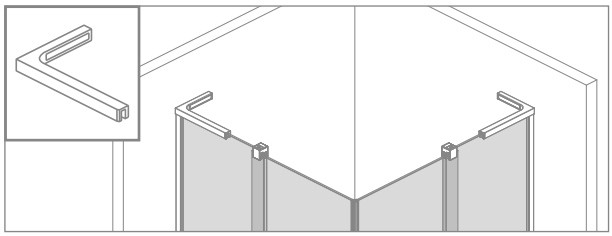

Stabilizer L (SL) is adjustable. It is designed for mounting on glass with a thickness of 6 and 8 mm up to a width of 1200 mm.

Non-standard types of stabilization

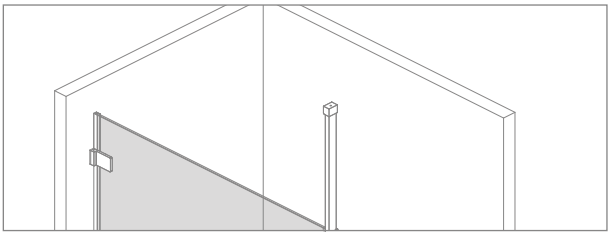

Telescopic support bar

Stabilizing element, mounted to the ceiling, designed for Walk-in shower enclosures. The telescopic support bar is used when it is not possible to use standard stabilizer mounted to the wall, e.g. a shower enclosure under the slant or close to a window.

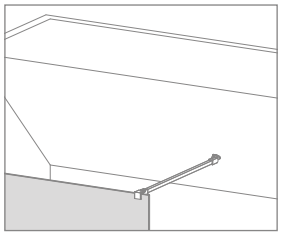

Stabilizer for slant

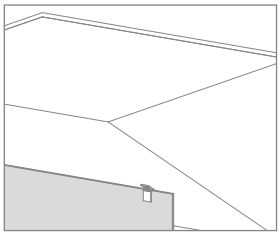

Bracket for slant

Stabilizing elements, enabling the installation of the shower enclosure at slant. In this case, it is necessary to use a stabilizer with movable fixations – to the glass and to the wall, which can be adjusted in the range of 90 °. The stabilizer for slant is designed for fixing on glass with a thickness of 6 mm and 8 mm, while the bracket for slant is for glass with a thickness of 6 mm, 8 mm and 10 mm.

Towel hangers

Thanks to the railing hanger, you can find a towel within easy reach every time you finish your shower. Furthermore, it makes drying the towels easier.

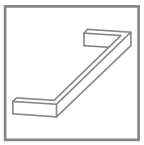

The hanger is available in three lengths: **420**, **520**, and **650 mm**, and comes in all colours except white. The minimum glass width required for the hanger to be installed is **480 mm**. The hanger **must be ordered simultaneously with the shower enclosure**. It can only be mounted on models marked with the symbol shown nearby. The order form for the hanger can be found on p. 467. If the form is not completed, the hanger will be installed aligned with the handle and **50mm from the edge of the shower enclosure**.



The hanger is available in below colours:

Glossy: **Matte:**



01 Chrome **09** Gold **54** Black

Brushed:



91 Nickel **99** Gold **92** GunMetal **93** Copper

Chrome

Art no. UR01-420-**01**, length: **420** mm
Art no. UR01-520-**01**, length: **520** mm
Art no. UR01-650-**01**, length: **650** mm

Black

Art no. UR01-420-**54**, length: **420** mm
Art no. UR01-520-**54**, length: **520** mm
Art no. UR01-650-**54**, length: **650** mm

Gold & Brushed

Art no. UR01-420-**XX**, length: **420** mm
Art no. UR01-520-**XX**, length: **520** mm
Art no. UR01-650-**XX**, length: **650** mm

In the article number, the symbol **XX** should be replaced with the digit of the selected colour.

Additional handle for bifold shower doors

Possibility to order an additional handle for shower enclosures , shower doors and bathtub screens with bifold doors.

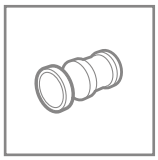

Fits to shower enclosures with 6 and 8 mm glass. The set includes TPE elements both in black and graphite colour. The handle is mounted at the stage of the production process, therefore, it should be ordered simultaneously with the shower enclosure.



Art no. BF-0**XX**

In the article number, the symbol **XX** should be replaced with the symbol of the selected colour

Glossy: **Matte:** **Brushed:**



01 Chrome **09** Gold **54** Black **91** Nickel **99** Gold **92** GunMetal **93** Copper

The TPE elements in the additional handle come in different colours depending on the handle finish: For chrome handles, the TPE elements will be either gray or black. For brushed nickel handles, the TPE elements will be gray. For all other colours of handles, the TPE elements will be black.

Handles exchange

Option of exhanging the handles in these series is paid and you should clearly state it in the order and give the article number of the handle.

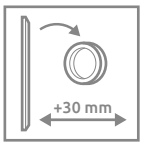

In Furo series products it is possible to extend the entrance by the value given in the pictogram by changing the vertical handle to the round handle*. Please contact the Customer Service Department at the ordering stage.

* only chrome and black colour


RH


RH

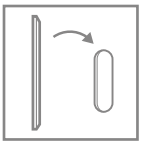

In the Furo series products it is possible to replace the standard handle with a 35×120 mm hole cut in the glass pane. Please contact the Customer Service Department at the ordering stage.


NH

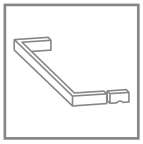

It's possible to have your product manufactured with the **UR02 rail handle** (Furo series), which also functions as a towel hanger. This hanger is available in three lengths: **420 mm**, **520 mm**, and **650 mm**. By default, the longest possible hanger length will be selected. Please contact the Customer Service Department at the ordering stage.


UR02

The hanger is available in below colours:

Glossy:


01 Chrome


09 Gold

Matte:


54 Black

Brushed:


91 Nickel


99 Gold


92 GunMetal


93 Copper

In shower enclosures from Nes 8, Nes, Essenza Pro 8, Essenza Pro, Essenza 8, Essenza and Fuenta series, marked with this symbol, we have introduced the option of exchanging the handles.



Art no. 004-400002601



Art no. 004-400002654

For products from Eos series you can replace the standard handles with the handles that contain TPE elements in black or graphite. You can also order fully chromed handles.



Art. No. 004-400001401

Handle with TPE (Thermoplastic elastomer) element in black colour.



Art. No. 004-400001400

Handle with TPE (Thermoplastic elastomer) element in graphite colour.



Art. No. 004-400000301

Chrome handle. Does not apply to models KDD B, KDJ B, and DWB.

Handles' colour exchange

For all models of series Arta, Fuenta, Essenza with bifold (B) doors (KDJ B, KDD B, DWB) there is a possibility of paid conversion of the handles with the TPE elements in black to the handles with the TPE elements in graphite. **You should clearly state the conversion in the order and give the article number of the handle.**

Maximum height of the shower enclosure

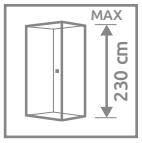

The standard height of the shower enclosures is from 1700 mm to 2016 mm depending on the series. However, there is a possibility to order higher shower enclosure within the „Radaway Made to Measure" programme. The models, which this option applies to, are marked with the symbol shown next. In the picture there is also information to which maximum height particular model can be produced.

Inside brackets



If it is not possible to attach a standard brackets, you can order a non-standard product with inside brackets. This applies to the Arta and Euphoria series. A cabin with such brackets can only be installed on perfectly straight walls because sealing profiles cannot be used.



Installation without a threshold strip



To ensure an easy access to the shower area, we can install a shower enclosure or a shower door without the threshold strip.





Gaskets' colour exchange



In products marked with this symbol, there is possibility of paid replacement of the transparent gaskets for black ones.

The selected option should be **clearly stated in the order**:

– option no. 1: replacement only of magnetic gaskets,
– option no. 2: replacement of all gaskets (magnetic, vertical and horizontal),
– option no. 3: replacement only of horizontal gaskets.

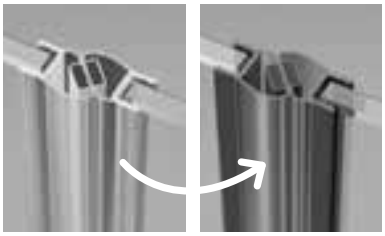

magnetic gaskets



horizontal gaskets

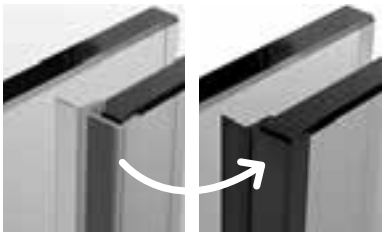

vertical gaskets



Water-tightness of shower enclosures

You must remember that the tightness of shower enclosures depends on their design, construction and method of installation. All products manufactured by our company are tight in accordance with EN 14428:2008+A1, which accurately identifies functionnal requirements and test methods. Condition of appropriate tightness of the shower enclosure is the correct installation, consistent with the instructions.

Among the many models of the shower enclosures we can distinguish models with or without bottom treadmill/profile:

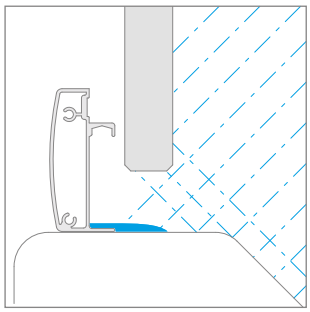



Models with bottom treadmill/profile (construction of the shower enclosure closed in profiles) are characterised by the highest tightness. They have a high threshold and mostly sliding doors, so water droplets can not pass outside the cabin.

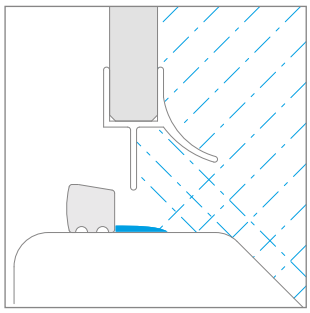



Frameless models mounted with the threshold strip. Low threshold strip gives less protection against splashes of the water drops than a full framed model.

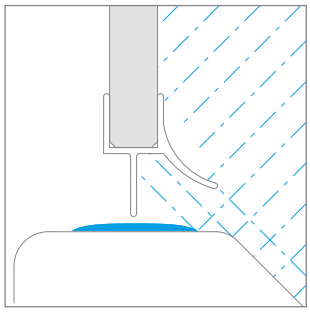



Frameless models mounted without the threshold strip. Lack of the threshold makes the water more easily seep out of the shower area, which reduces its tightness. When installing the shower enclosure directly on the floor, be sure to appropriate level the floor, so that water flows towards the drain and does not pour through the fugues outside the shower enclosure.



Walk-in shower enclosures. Lack of the door reduces the tightness, especially in case of small shower areas.

Shower enclosure tightness testing in accordance with the PN-EN 14428+A1:2008 standard

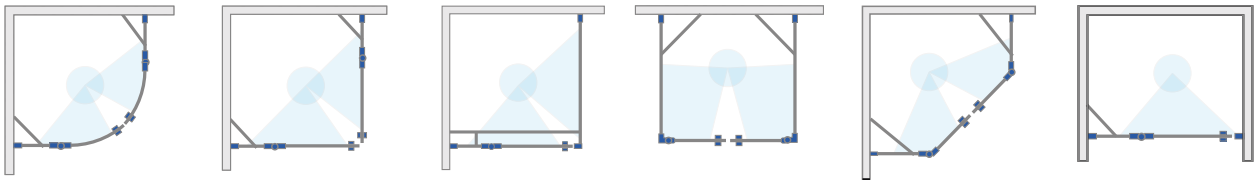

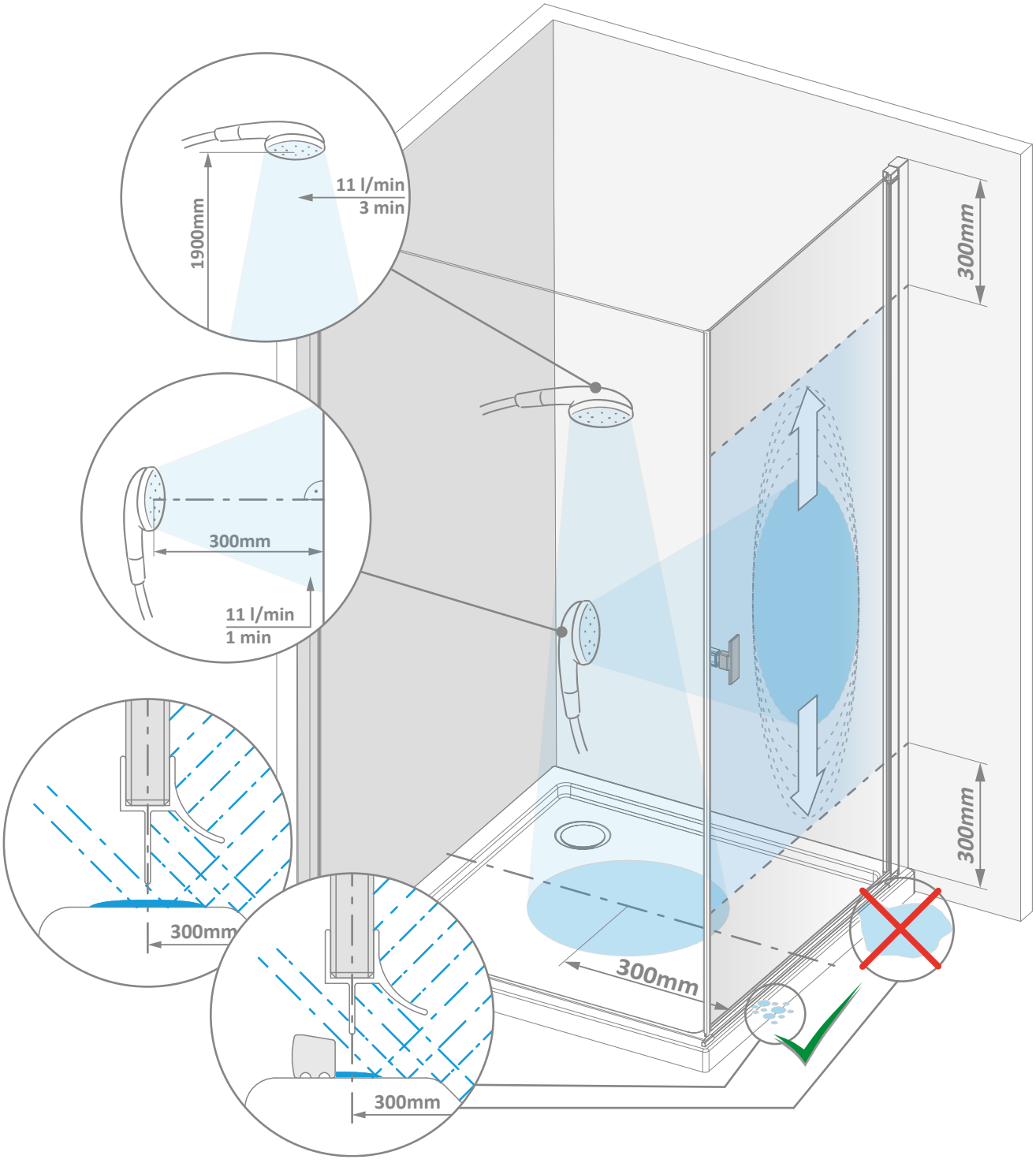

Installation methods

When buying a shower enclosure it is worth remembering that there are different ways to install it, obtaining different aesthetic effects. The shower enclosure can be mounted on the shower tray or directly on the floor – with glass line or edge of the profile along the border of the tiles.

1 Installation on the shower tray – the external dimension of the shower tray (A1 and A2 dimensions)



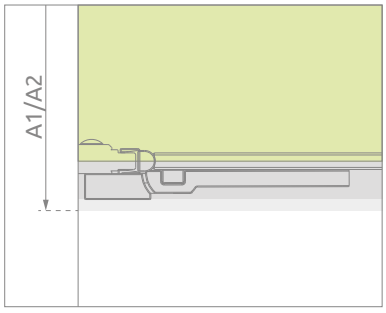

Shower enclosure producers give the dimensions of the shower enclosure as a shower tray dimensions, on which it will be set. In fact, the external dimensions of the cabin are smaller, because the exterior edge of the cubicle's profile is spaced from the edge of the shower tray.

2 Installation without a shower tray – the external dimension of the shower enclosure on the edge of the tile/fugue (dimensions X1 and X2)



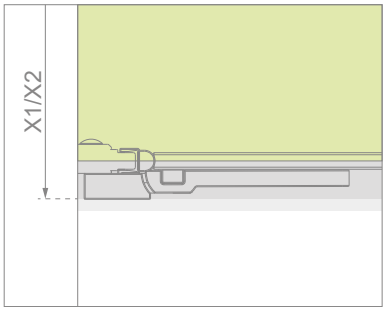

Dimensions X1 and X2 are the external dimensions of the cabin (counting from the wall to the outer contour of the profile or buckle). If you want the outer edge of the cubicle's profile to be mounted on the edge of the tile/fugue, please read the dimensions X1 and X2 from the tables placed near the technical drawing of each model in further part of the catalogue.

3 Installation without a shower tray – glass line on the edge of the tile/fugue (dimensions Y1 and Y2)



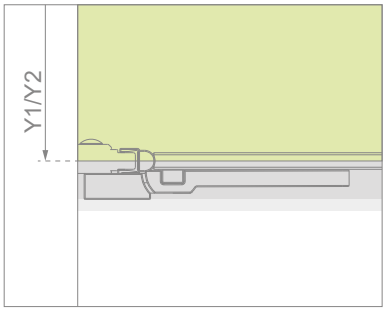

If you want the glass lines to be installed on the connection of the tiles (run along tiles grout) without the necessity of ordering a custom shower enclosure, please read the dimensions Y1 and Y2 from the tables placed near the technical drawing of each model in further part of the catalogue.

Extension profiles

The easiest and most economical way to match the shower enclosure or shower door to non-standard dimensions is the use of extension profiles.

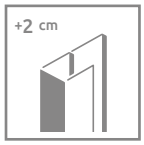



Depending on the model we have profiles which increase the nominal size of 1 cm, 2 cm and 4 cm. Information about profiles can be found on the page of particular model of the shower enclosure and is marked with special symbols.

If the profiles do not allow obtaining the desired size of the shower enclosure or shower door, you can use the „Radaway Made to Measure" programme. Extension profiles are not available in Chrome+ technology Extension profiles cannot be combined with each other (does not apply to Essenza 8, Essenza, Fuenta, Nes 8, Nes, Premium Pro and Alienta series).

Chrome profiles in each series of products.

For other colour finishes, please get in touch with the customer service or your local partner



Idea – standard profile.



Idea – profile + 2 cm.



Idea – profile +2 cm. You should replace standard profile with the extension profile on the side of the fixed wall P01-ID-KDJ-SC-01.



Carena – standard U profile.



Carena – Profile + 2 cm. You should replace standard U profile with the extension profile P01-133195001.



Nes 8, Nes – standard U profile.



Nes 8, Nes – Profile + 2 cm. You should add the extension profile to standard U profile. P01-276200001



Nes 8, Nes, Essenza, Premium Pro – standard U profile.



Nes 8, Nes, Essenza 8, Essenza, Fuenta, Premium Pro – Profile + 2 cm. You should add the extension profile to standard U profile. P01-276200001, Nes 8: P01-280200001



Nes 8, Nes – standard magnet-catch U profile.



Nes 8, Nes – Profile + 2 cm. You should add the extension profile to standard magnet-catch U profile. P01-277200001.



Eos – standard magnet-catch U profile.



Eos – Profile + 2 cm (except from Eos DWJ II). You should replace standard magnet-catch U profile with the extension profile P01-137195001.



Eos – profile +4 cm (except from Eos DWJ II). You should replace standard magnet-catch U profile with the extension profile P01-138195001.



Eos – standard U profile.



Eos – Profile + 2 cm (except from Eos DWJ II). You should replace standard U profile with the extension profile P01-137197001.



Torrenta, Eos – standard U profile.



Torrenta, Eos – Profile + 2 cm (except from Eos I, Torrenta PDJ). You should replace standard U profile with the extension profile P01-284195001.



Evo – standard U profile.



Evo – Profile + 2 cm. You should add the extension profile to standard profile P01-162199801.



Twist – standard U profile.



Twist – Profile + 2 cm. You should replace standard U profile with the extension profile P01-141190001.



Twist – profile +4 cm. You should replace standard U profile with the extension profile P01-142190001.

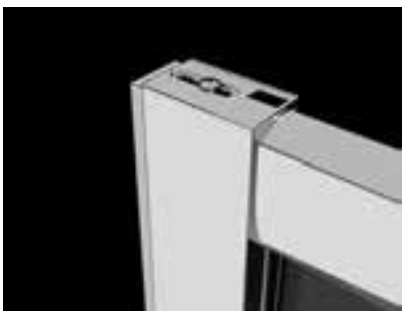

Premium Pro – standard U profiles from the side of the fixed wall.



Premium Pro – profiles +2 cm. You should add the extension profile to the standard U profile on the side of the fixed wall. P01-293199801.



Premium Pro – standard U profile on the door side.



Premium Pro – Profile + 2 cm. The extension profile is added to the standard U-profile from the door side. P01-293199801.



Premium Plus A, C, D, E, P – standard U profile.



Premium Plus A, C, D, E, P – Profile + 2 cm. You should replace standard U profile with the extension profile P01-126190001.



Premium Plus A, C, D, E, P – profile +4 cm. You should replace standard U profile with the extension profile P01-127190001.



Premium Plus DWD – standard U profile.



Premium Plus DWD – Profile + 2 cm. You should replace standard U profile with the extension profile P01-130190001.



Premium Plus DWD – profile +4 cm. You should replace standard U profile with the extension profile P01-131190001.



Premium Plus DWJ – standard magnet-catch U profile.



Premium Plus DWJ – Profile + 2 cm. You should replace standard magnet-catch U profile with the extension profile P01-126190001.



Premium Plus DWJ – profile +4 cm. You should replace standard magnet-catch U profile with the extension profile P01-127190001.



Vesta – standard U profile.



Vesta – profile +2cm. You should replace standard U profile with the extension profile P01-120150001.



Vesta – profile +4 cm. You should replace standard U profile with the extension profile P01-121150001.

Print radaway

Print Radaway is available in several glass variants: transparent, UltraClear®, sateen, brown, graphite and Mirror glass.

Digital colourful print on glass

Print Radaway is the brand's service that allows you to make an original print on the glass of the shower enclosures, shower doors and bathtub screens.

Modern technology, for which a specialised digital printer is used, allows you to apply a thermosetting ceramic paint on the glass. The applied pattern is combined with glass during the toughening process, which guarantees extraordinary durability – the motif will not wear off and will remain intense despite the passage of years. The print is made on the outside of the cabin, which makes it easier to keep it clean (the protective EasyClean® coating is located on the inside of the shower enclosure).

"SKETCH" EFFEKT



GRADIENT



In the case of printing a pattern sent by the client, we send its proposed layout on glass panes.

TECHNICAL REQUIREMENTS OF THE „SKETCH" EFFECT:
High resolution of the photos (the **longer side** of the photo should be **4000 px**), the fewer elements in the photo, the better the final effect, the object that is the target of the effect should be clear (strongly distinguished from the background). The quality of the print depends on the sharpness of the photo provided.

COLOUR PRINTING TECHNICAL REQUIREMENTS:
We recommend uploading **vector files** that can be scaled to any dimension without loss of quality. However, for raster graphics/photos, we suggest that they have a pixel density of not less than 40 ppc, i.e. **4000 pixels are required for every 100 cm of print**. We recommend that the submitted raster graphics be free of JPEG lossy compression artifacts (especially visible on photos from mobile devices). It should be noted that the glass printing technology used as well as the fixing process, which uses very high temperatures (during tempering the glass), causes the tonal range of colours to be smaller than that of digital displays and standard printouts on paper.

*ppc – pixel per centimeter

Example: 1.4 m × 2 m = 5600 × 8000 px

Check if your photo meets the technical requirements on the website:
www.tester.radaway.eu

Gallery of prints are available on the website:
radaway.eu/na-miare/nadruk-na-szkle

LAKE



VIENNA



TROPICAL

New



VISIOPRINT

New



SPARK



ARCADES



SCISSORS



LASER BLACK/WHITE



LINES 1



ILLUSION WHITE



ELECTRO BLACK /WHITE



RETRO BLACK/WHITE



BOTANIC



MONSTERA



JUNGLE



IKOI



MADEMOISELLE



FLOWERS



ART



MODERN



SAN FRANCISCO



SUNSET



GEOMETRIC SOFT



TROI

New



Glass engraving



engraving
radaway

Glass, as a mean of artistic expression, has fascinated artists for many centuries. Just to mention the island of Murano – the tradition of hand-blown Venetian glass started there in the thirteenth century and is doing well also in the twenty-first century. Glass sculptures, dishes, flowers, chandeliers, stained glass, glass balls, and even parts of musical instruments (e.g. harp or verrophone) produced all over the world – both for artistic and commercial purposes – carry on an unique feature of individualism.

Working on such an inspiring material as glass, we decided to encourage you to create a stylish decoration of the shower enclosure, which will highlight the unique arrangement of your bathroom. The innovative technology of laser engraving allows applying unique patterns, decorative fonts, and even photos on a glass.

Laser engraving is a durable application of motifs on the glass. Engraved pattern is always on the outer side of the shower enclosure, so that the glass does not lose the properties of tempered safety glass and is easy to keep clean – protective coatings are always from the inside of the cabin. We offer you the laser engraving on clear glass, Ultra Clear, Mirror, brown and graphite.



On the products marked with this symbol it is possible to perform the laser engraving.

When choosing a pattern presented in the catalogue, please pay attention to the size and layout of the glass panes. In the case of custom pattern sent by the client, we deliver you a proposal of pattern arrangement on the glass panes.

Familiarise yourself with our pattern proposals or upload your own theme. Precise beam of laser light will transfer it on the glass surface of your chosen shower enclosure or shower door.

Check if your photo meets the technical requirements on the website:
www.tester.radaway.eu



TECHNICAL REQUIREMENTS:

A photograph of at least 1500 px on every meter of engraving, e.g. engraving in the format of 1.4 m × 2 m = 2100 × 3000 px

The quality of engraving depends on the sharpness of the supplied image.



FROST



IVY



MAGNOLIA



TREE



DANDELIONS



CRANES



LIGHTHOUSE



GRASS



CRYSTAL



LETTERS



HEXAGONS



SLAVIC



WAVES



POOL



WANDA



DRAGONFLY



MISITY



FRAME



LEAF



CITY



FISH



AFRICA



TOPOGRAPHY



Gallery of engraved patterns are available on the website: **radaway.eu/na-miare/grawer**

Please remember to specify the side and the location of the engraving on the shower enclosure each time. The layout of the pattern may change depending on the size of the glass. Engraved patterns look best on a dark background

Glass constructions

The main element of the shower enclosure is glass – a material that has been in the center of our attention for over 20 years. Based on these experiences, we have created not only many shower enclosures, shower doors or bathtub screens, but also glazing and partitions that perform other functions in interior design. Glass partitions are made as part of the „Made to Measure" programme, we can decorate them with a print or engraving. Below are some examples of solutions produced by our company. Please contact the Customer Service Department, our constructors will adjust the solution to the given arrangement situation.



Room doors – Nes 8 / Nes Black DWD II



Storage for the washing machine – Eos DWJ I



The glass partition – Modo Black XL Frame with the engraving Letters



The glass partition

MODO X / NEW / F / SL / F SL

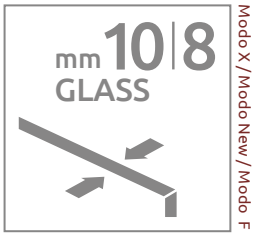

Tempered safety glass, thickness: 10 mm or 8 mm, compliant with PN:EN 12150:1



An adjustment mechanism which allows to compensate for wall irregularities up to 10 mm



Solid support bars ensure stable construction of shower enclosure



Tempered safety glass

Easy® Clean

Glass protected with EasyClean® coating

FEATURES OF THE SERIES

Arta p. 78
Euphoria p. 90
Furo p. 98
Espera Pro p. 114
Essenza Pro p. 162
Nes p. 228
Eos p. 284



Solid support of Modo F



Stabilizer of Modo F SL

STANDARD GLASS FINISH





The pattern is made of durable ceramic paint, applied from the outside, which fuses with the glass during the toughening process.

01 Transparent

56, 58 Frame/transparent
55, 57 Factory/transparent

CEILING TELESCOPIC SUPPORT BAR



Possibility of mounting to the ceiling using a telescopic ceiling support bar. Please note that the use of a support bar increases the dimensions of the shower enclosure. Details on p. 72

PROFILE FINISH

Glossy: **Matte:** **Brushed:**



01 Chrome **09** Gold **54** Black **04** White **91** Nickel **99** Gold **92** GunMetal **93** Copper

Photos of products in colour variants can be found on p. 73

ADDITIONAL OPTIONS



POSSIBILITY OF USING TELESCOPIC SUPPORT BAR

Shower enclosures come in standard with stabilizer mounted to the wall. If the situation in the bathroom does not allow you mount such a stabilizer, there is possibility to buy a telescopic support bar mounted to the ceiling. Details on p. 72



MADE TO MEASURE

Products marked with this pictogram are available in our "made to measure" programme eg. with non-standard dimensions, with slants, cutouts for the seat or bath. Details on p. 7 or on our website www.radaway.eu



GLASS VARIANTS

Product is available in several glass variants. Details on p. 11.

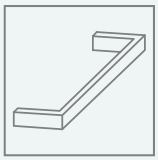

TOWEL HANGER

Possibility to order a rail hanger, ideal for hanging a towel. Details on p. 14.

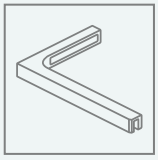

STABILIZER L (SL)

Possibility of replacing the stabilization method with stabilizer L (SL) for a fee. The stabilizer should be ordered together with the shower enclosure – please contact the Customer Service Department. Details on p. 13.



Walk-in

Chrome+ Chrome Gold Black White Brushed Nickel Brushed Gold Brushed GunMetal Brushed Copper



Modo (X/New) I 74
Modo (X/New) I (Frame/Factory) 74



Euphoria Walk-in I 73



Volta II 53
Modo XL 52
Modo (F / F SL) II 36-38
Modo (X/New) II 40
Modo II with hanger 42
Modo (X/New) II (Frame/Factory) 44
Modo SL II 46
Euphoria Walk-in V 54
Essenza Pro Walk-in II 66
Essenza Pro 8 Walk-in II 64
Nes Walk-in II 68
Nes Walk-in II (Frame/Factory) 68

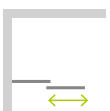

Furo Walk-in 58
Furo SL Walk-in 60
Espera Pro Walk-in 62

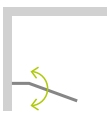

Nes Walk-in KDD II 68



Nes Walk-in KDD B 68



Euphoria Walk-in II 73

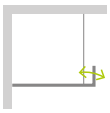

Arta Walk-in 56
Eos Walk-in 70



Modo New IV 50
Euphoria Walk-in VI 74



Euphoria Walk-in IV 74



Modo (X/New /SL) III 48
Modo (F/F SL) III 48
Modo (X/New) III (Frame/Factory) 48
Essenza Pro Walk-in III 65
Essenza Pro 8 Walk-in III 67

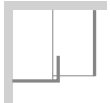

Euphoria Walk-in III 73

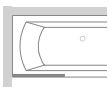

Modo New PNJ II 385
Modo New PNJ II (Frame/Factory) 385
Modo F SL PNJ II 386
Modo SL PNJ II 387

Modo F II

Other colour versions of products from the series can be found on p. 73


Modo F Gold II + Kyntos F

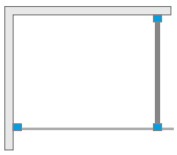

GLASS 8 mm

Easy Clean®

Profile finish:

Glossy:


01 Chrome


09 Gold

Matte:


54 Black

Brushed:


91 Nickel


99 Gold


92 GunMetal


93 Copper

This Walk-in is universal, it can be installed both as a left and right version.
In the article number, the symbol **XX** should be replaced with the symbol of the selected colour.

Model	TRANSPARENT GLASS Art. No.
Modo F II 50	10409054-**XX**-01
Modo F II 55	10409055-**XX**-01
Modo F II 60	10409064-**XX**-01
Modo F II 65	10409065-**XX**-01
Modo F II 70	10409074-**XX**-01
Modo F II 75	10409075-**XX**-01
Modo F II 80	10409084-**XX**-01
Modo F II 85	10409085-**XX**-01
Modo F II 90	10409094-**XX**-01
Modo F II 95	10409095-**XX**-01
Modo F II 100	10409104-**XX**-01
Modo F II 105	10409105-**XX**-01
Modo F II 110	10409114-**XX**-01
Modo F II 115	10409115-**XX**-01
Modo F II 120	10409124-**XX**-01
Modo F II 125	10409125-**XX**-01
Modo F II 130	10409134-**XX**-01
Modo F II 135	10409135-**XX**-01
Modo F II 140	10409144-**XX**-01
Modo F II 145	10409145-**XX**-01
Modo F II 150	10409154-**XX**-01
Modo F II 155	10409155-**XX**-01
Modo F II 160	10409164-**XX**-01

Dimensions are given in mm.

TECHNICAL DRAWINGS

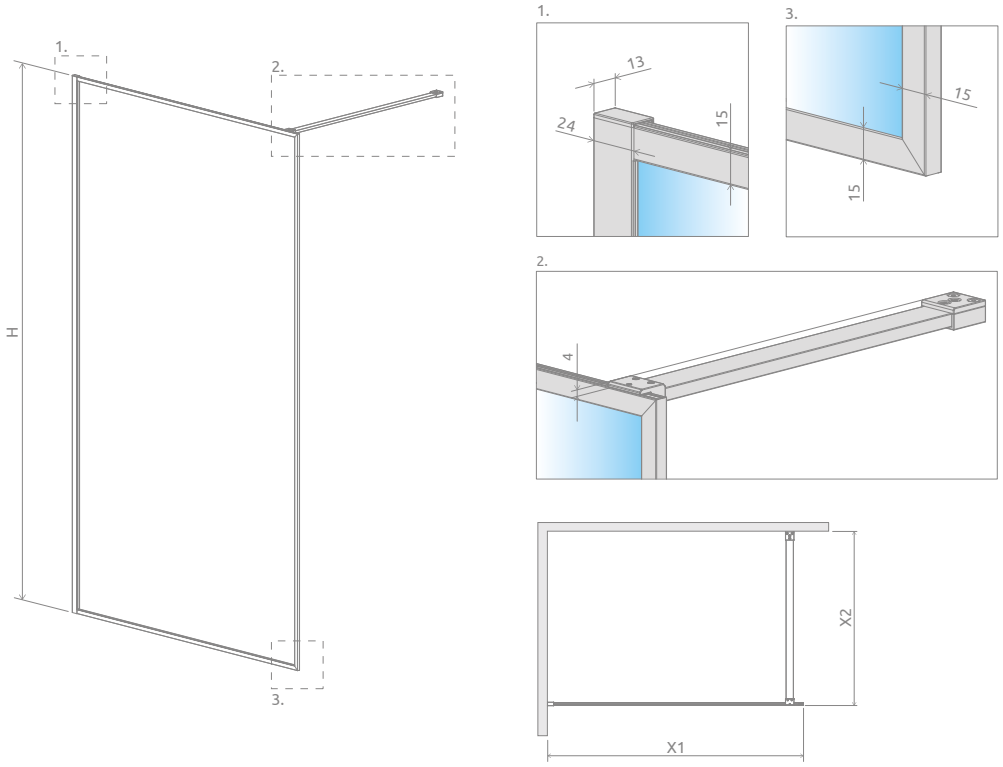

Model	X1	X2	H
Modo F II 50	491-501	max 1200	2010
Modo F II 55	541-551	max 1200	2010
Modo F II 60	591-601	max 1200	2010
Modo F II 65	641-651	max 1200	2010
Modo F II 70	691-701	max 1200	2010
Modo F II 75	741-751	max 1200	2010
Modo F II 80	791-801	max 1200	2010
Modo F II 85	841-851	max 1200	2010
Modo F II 90	891-901	max 1200	2010
Modo F II 95	941-951	max 1200	2010
Modo F II 100	991-1001	max 1200	2010
Modo F II 105	1041-1051	max 1200	2010

Model	X1	X2	H
Modo F II 110	1091-1101	max 1200	2010
Modo F II 115	1141-1151	max 1200	2010
Modo F II 120	1191-1201	max 1200	2010
Modo F II 125	1241-1251	max 1200	2010
Modo F II 130	1291-1301	max 1200	2010
Modo F II 135	1341-1351	max 1200	2010
Modo F II 140	1391-1401	max 1200	2010
Modo F II 145	1441-1451	max 1200	2010
Modo F II 150	1491-1501	max 1200	2010
Modo F II 155	1541-1551	max 1200	2010
Modo F II 160	1591-1601	max 1200	2010

ADDITIONAL OPTIONS

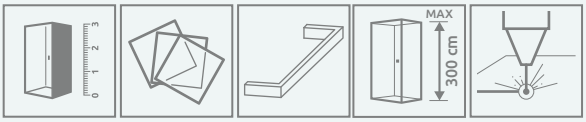

MADE TO MEASURE p. 7 | GLASS VARIANTS p. 11 | TOWEL HANGER p. 14 | MAXIMUM HEIGHT p. 16 | PRINT/ENGRAVING ON GLASS p. 24/28

RECOMMENDED SHOWER TRAYS



Dimensions are given in mm.

Modo F SL II





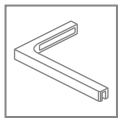





Profile finish:

Glossy:



01 Chrome



09 Gold



54 Black

Matte:

Brushed:



91 Nickel



99 Gold



92 GunMetal



93 Copper

Other colour versions of products from the series can be found on p. 73



Modo F SL Brushed Copper II + Kyntos F

In the article number, the symbol **XX** should be replaced with the symbol of the selected colour.

Model	TRANSPARENT GLASS Art. No.
Modo F SL II 50 L	10419054-**XX**-01L
Modo F SL II 50 R	10419054-**XX**-01R
Modo F SL II 55 L	10419055-**XX**-01L
Modo F SL II 55 R	10419055-**XX**-01R
Modo F SL II 60 L	10419064-**XX**-01L
Modo F SL II 60 R	10419064-**XX**-01R
Modo F SL II 65 L	10419065-**XX**-01L
Modo F SL II 65 R	10419065-**XX**-01R
Modo F SL II 70 L	10419074-**XX**-01L
Modo F SL II 70 R	10419074-**XX**-01R
Modo F SL II 75 L	10419075-**XX**-01L
Modo F SL II 75 R	10419075-**XX**-01R
Modo F SL II 80 L	10419084-**XX**-01L
Modo F SL II 80 R	10419084-**XX**-01R
Modo F SL II 85 L	10419085-**XX**-01L
Modo F SL II 85 R	10419085-**XX**-01R
Modo F SL II 90 L	10419094-**XX**-01L
Modo F SL II 90 R	10419094-**XX**-01R
Modo F SL II 95 L	10419095-**XX**-01L
Modo F SL II 95 R	10419095-**XX**-01R
Modo F SL II 100 L	10419104-**XX**-01L
Modo F SL II 100 R	10419104-**XX**-01R
Modo F SL II 105 L	10419105-**XX**-01L
Modo F SL II 105 R	10419105-**XX**-01R
Modo F SL II 110 L	10419114-**XX**-01L
Modo F SL II 110 R	10419114-**XX**-01R
Modo F SL II 115 L	10419115-**XX**-01L
Modo F SL II 115 R	10419115-**XX**-01R
Modo F SL II 120 L	10419124-**XX**-01L
Modo F SL II 120 R	10419124-**XX**-01R

Dimensions are given in mm.

TECHNICAL DRAWINGS

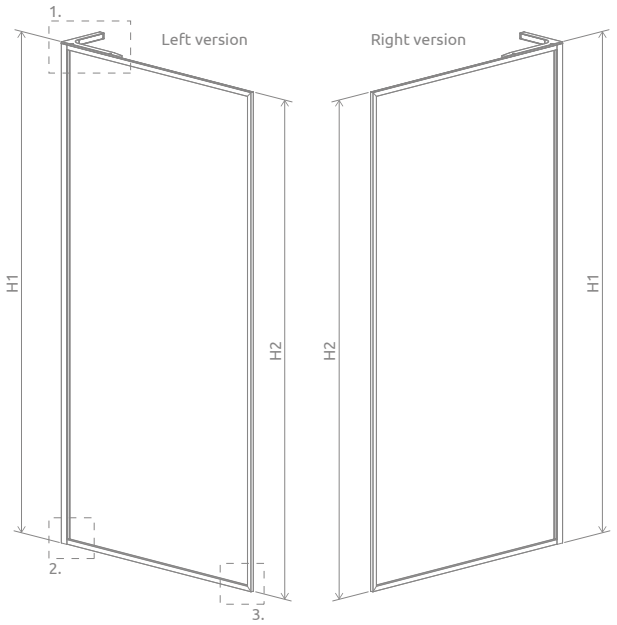

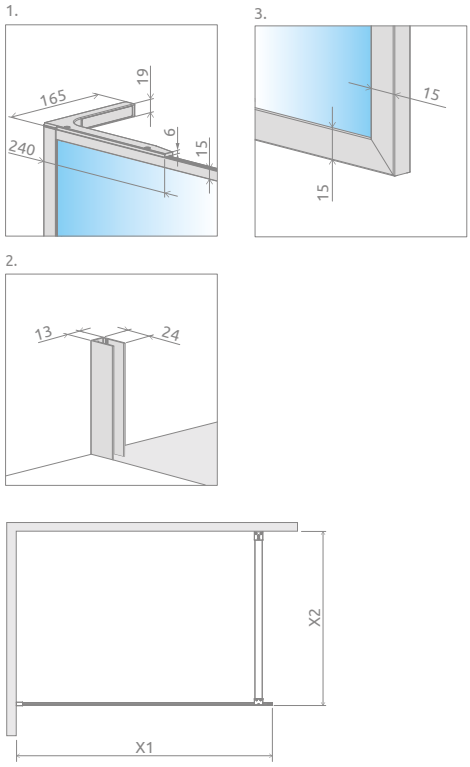

Model	X	H1	H2
Modo F SL II 50	491-501	2016	2010
Modo F SL II 55	541-551	2016	2010
Modo F SL II 60	591-601	2016	2010
Modo F SL II 65	641-651	2016	2010
Modo F SL II 70	691-701	2016	2010
Modo F SL II 75	741-751	2016	2010
Modo F SL II 80	791-801	2016	2010
Modo F SL II 85	841-851	2016	2010

Model	X	H1	H2
Modo F SL II 90	891-901	2016	2010
Modo F SL II 95	941-951	2016	2010
Modo F SL II 100	991-1001	2016	2010
Modo F SL II 105	1041-1051	2016	2010
Modo F SL II 110	1091-1101	2016	2010
Modo F SL II 115	1141-1151	2016	2010
Modo F SL II 120	1191-1201	2016	2010

ADDITIONAL OPTIONS

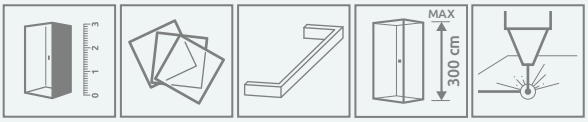

MADE TO MEASURE p. 7 | GLASS VARIANTS p. 11 | TOWEL HANGER p. 14 | MAXIMUM HEIGHT p. 16 | PRINT/ENGRAVING ON GLASS p. 24/28

RECOMMENDED SHOWER TRAYS



Dimensions are given in mm.

Modo X II
Modo New II

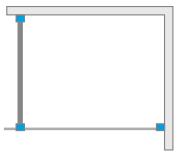

Modo X / New



Profile finish:

Glossy: **Matte:**



01 Chrome **09** Gold **54** Black **04** White

Brushed:



91 Nickel **99** Gold **92** GunMetal **93** Copper

Other colour versions of products from the series can be found on p. 73



There is a possibility to buy a fixed SW sidewall.

Modo New II

This Walk-in is universal, it can be installed both as a left and right version.
In the article number, the symbol **XX** should be replaced with the symbol of the selected colour.

Model	**Modo X II – 10 mm** TRANSPARENT GLASS Art. No.	**Modo New II – 8 mm** TRANSPARENT GLASS Art. No.
Modo (X/New) II 50	389254-**XX**-01	389054-**XX**-01
Modo (X/New) II 55	389255-**XX**-01	389055-**XX**-01
Modo (X/New) II 60	389264-**XX**-01	389064-**XX**-01
Modo (X/New) II 65	389265-**XX**-01	389065-**XX**-01
Modo (X/New) II 70	389274-**XX**-01	389074-**XX**-01
Modo (X/New) II 75	389275-**XX**-01	389075-**XX**-01
Modo (X/New) II 80	389284-**XX**-01	389084-**XX**-01
Modo (X/New) II 85	389285-**XX**-01	389085-**XX**-01
Modo (X/New) II 90	389294-**XX**-01	389094-**XX**-01
Modo (X/New) II 95	389295-**XX**-01	389095-**XX**-01
Modo (X/New) II 100	389304-**XX**-01	389104-**XX**-01
Modo (X/New) II 105	389305-**XX**-01	389105-**XX**-01
Modo (X/New) II 110	389314-**XX**-01	389114-**XX**-01
Modo (X/New) II 115	389315-**XX**-01	389115-**XX**-01
Modo (X/New) II 120	389324-**XX**-01	389124-**XX**-01
Modo (X/New) II 125	389325-**XX**-01	389125-**XX**-01
Modo (X/New) II 130	389334-**XX**-01	389134-**XX**-01
Modo (X/New) II 135	389335-**XX**-01	389135-**XX**-01
Modo (X/New) II 140	389344-**XX**-01	389144-**XX**-01
Modo (X/New) II 145	389345-**XX**-01	389145-**XX**-01
Modo (X/New) II 150	389354-**XX**-01	389154-**XX**-01
Modo (X/New) II 155	389355-**XX**-01	389155-**XX**-01
Modo (X/New) II 160	389364-**XX**-01	389164-**XX**-01
Modo (X/New) II 30-100×150-200	389403-**XX**-01	389903-**XX**-01
Modo New II 30-100×200-230	–	389904-**XX**-01
Modo X II 30-100×200-250	389404-**XX**-01	–
Modo X II 30-100×250-300	389405-**XX**-01	–
Modo New II 100-140×150-200	–	389905-**XX**-01
Modo New II 100-140×200-230	–	389906-**XX**-01
Modo X II 100-160×150-200	389407-**XX**-01	–
Modo X II 100-160×200-250	389408-**XX**-01	–
Modo X II 100-160×250-300	389409-**XX**-01	–
Modo New II 140-180×150-200	–	389907-**XX**-01
Modo New II 140-180×200-230	–	389908-**XX**-01

Dimensions are given in mm.

TECHNICAL DRAWINGS

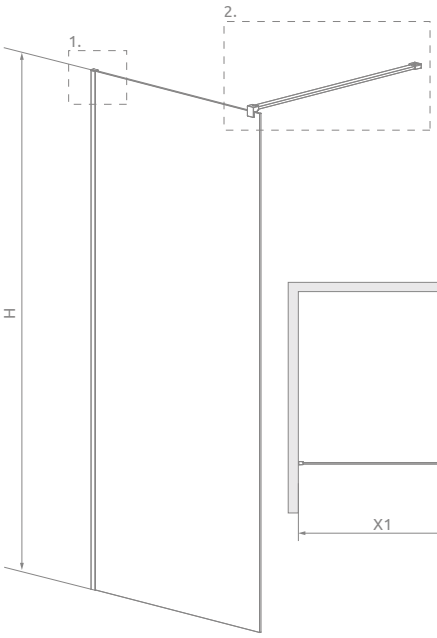

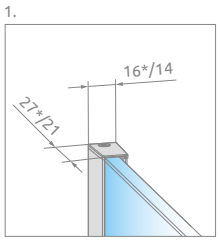

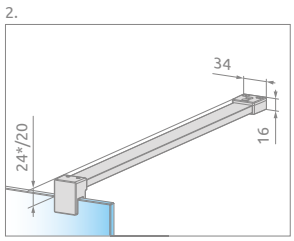

*Modo X

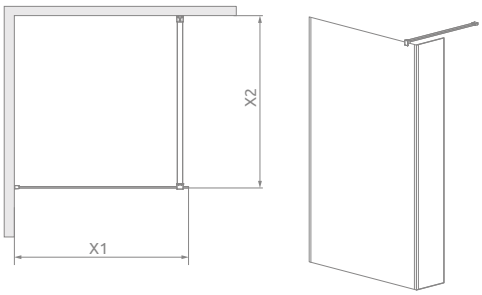

It is possible to create a shower enclosure with a fixed, L-shaped sidewall SW 30 cm wide. It can be matched with 8 mm glass only. In this case, when ordering, please also specify the sidewall index number: chrome – **388000-01-01**, black – **388000-54-01**.



Possibility of mounting to the ceiling using dedicated profiles. p. 72.

Model	X1	X2	H
Modo (X/New) II 50	485-495	max 1200	2000
Modo (X/New) II 55	535-545	max 1200	2000
Modo (X/New) II 60	585-595	max 1200	2000
Modo (X/New) II 65	635-645	max 1200	2000
Modo (X/New) II 70	685-695	max 1200	2000
Modo (X/New) II 75	735-745	max 1200	2000
Modo (X/New) II 80	785-795	max 1200	2000
Modo (X/New) II 85	835-845	max 1200	2000
Modo (X/New) II 90	885-895	max 1200	2000
Modo (X/New) II 95	935-945	max 1200	2000
Modo (X/New) II 100	985-995	max 1200	2000
Modo (X/New) II 105	1035-1045	max 1200	2000

Model	X1	X2	H
Modo (X/New) II 110	1085-1095	max 1200	2000
Modo (X/New) II 115	1135-1145	max 1200	2000
Modo (X/New) II 120	1185-1195	max 1200	2000
Modo (X/New) II 125	1235-1245	max 1200	2000
Modo (X/New) II 130	1285-1295	max 1200	2000
Modo (X/New) II 135	1335-1345	max 1200	2000
Modo (X/New) II 140	1385-1395	max 1200	2000
Modo (X/New) II 145	1435-1445	max 1200	2000
Modo (X/New) II 150	1485-1495	max 1200	2000
Modo (X/New) II 155	1535-1545	max 1200	2000
Modo (X/New) II 160	1585-1595	max 1200	2000

ADDITIONAL OPTIONS

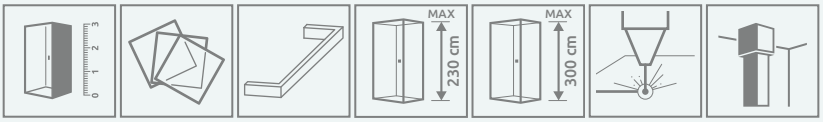

MADE TO MEASURE p. 7 | GLASS VARIANTS p. 11 | TOWEL HANGER p. 14 | MAXIMUM HEIGHT p. 16 | MAXIMUM HEIGHT p. 16 | PRINT/ENGRAVING ON GLASS p. 24/28 | TELESCOPIC SUPPORT BAR p. 72

Telescopic support bar	For glass	Height	Colour	Art. No.
	8 mm	maks. 3000 mm		WD-008-02
				WD-008-02-54

RECOMMENDED SHOWER TRAYS

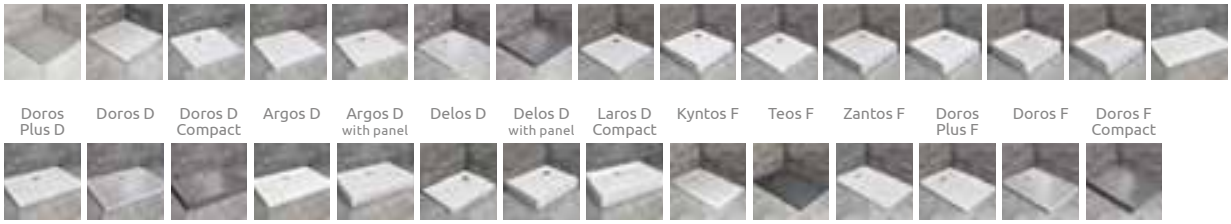

Dimensions are given in mm.

Modo New II with hanger

Other colour versions of products from the series can be found on p. 73

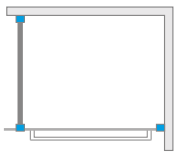

GLASS 8 mm | Easy Clean® | 



Profile finish:

Glossy:



01 Chrome



09 Gold

Matte:



54 Black

Brushed:



91 Nickel



99 Gold



92 GunMetal



93 Copper

This Walk-in is universal, it can be installed both as a left and right version.
In the article number, the symbol **XX** should be replaced with the symbol of the selected colour.

Model	TRANSPARENT GLASS Art. No.
Modo New II 80 + hanger	389084-**XX**-01W
Modo New II 85 + hanger	389085-**XX**-01W
Modo New II 90 + hanger	389094-**XX**-01W
Modo New II 95 + hanger	389095-**XX**-01W
Modo New II 100 + hanger	389104-**XX**-01W
Modo New II 105 + hanger	389105-**XX**-01W
Modo New II 110 + hanger	389114-**XX**-01W
Modo New II 115 + hanger	389115-**XX**-01W
Modo New II 120 + hanger	389124-**XX**-01W
Modo New II 125 + hanger	389125-**XX**-01W
Modo New II 130 + hanger	389134-**XX**-01W
Modo New II 135 + hanger	389135-**XX**-01W
Modo New II 140 + hanger	389144-**XX**-01W
Modo New II 145 + hanger	389145-**XX**-01W
Modo New II 150 + hanger	389154-**XX**-01W
Modo New II 155 + hanger	389155-**XX**-01W
Modo New II 160 + hanger	389164-**XX**-01W

Dimensions are given in mm.

TECHNICAL DRAWINGS

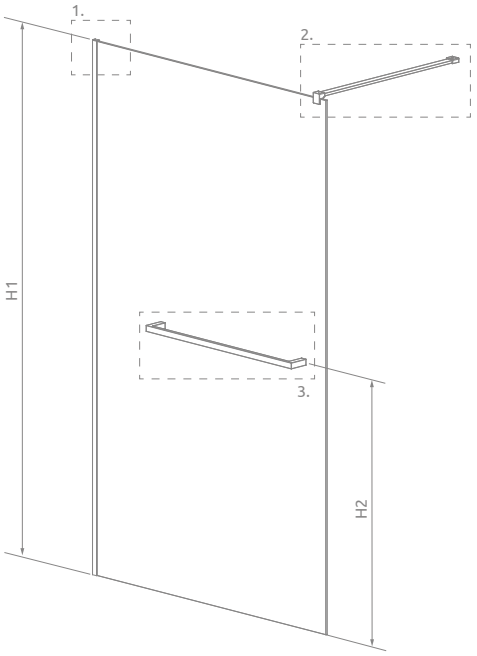

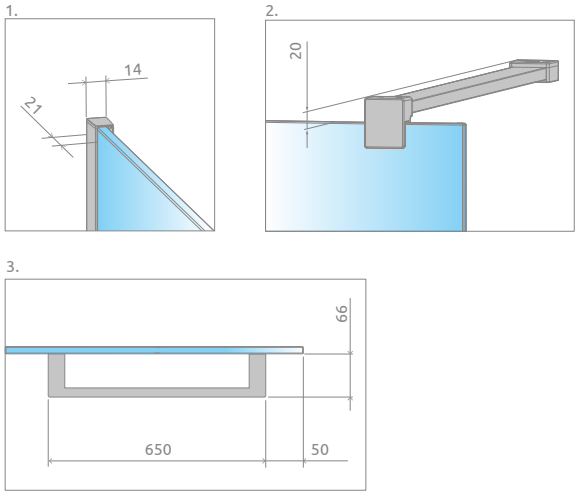

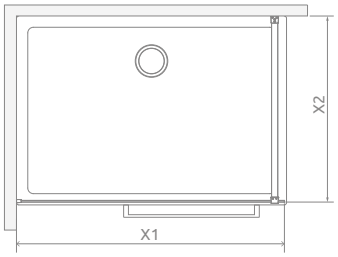

Model	X1	X2	H1	H2	K
80	785-795	max 1200	2000	1000	580
85	835-845	max 1200	2000	1000	630
90	885-895	max 1200	2000	1000	680
95	935-945	max 1200	2000	1000	730
100	985-995	max 1200	2000	1000	750
105	1035-1045	max 1200	2000	1000	750
110	1085-1095	max 1200	2000	1000	750
115	1135-1145	max 1200	2000	1000	750
120	1185-1195	max 1200	2000	1000	750
125	1235-1245	max 1200	2000	1000	750
130	1285-1295	max 1200	2000	1000	750
135	1335-1345	max 1200	2000	1000	750
140	1385-1395	max 1200	2000	1000	750
145	1435-1445	max 1200	2000	1000	750
150	1485-1495	max 1200	2000	1000	750
155	1535-1545	max 1200	2000	1000	750
160	1585-1595	max 1200	2000	1000	750

ADDITIONAL OPTIONS

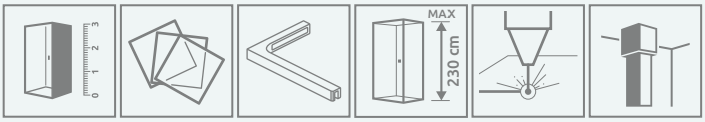

MADE TO MEASURE p. 7 | GLASS VARIANTS p. 11 | STABILIZER L p. 13 | MAXIMUM HEIGHT p. 16 | PRINT/ENGRAVING ON GLASS p. 24/28 | TELESCOPIC SUPPORT BAR p. 72

Telescopic support bar	For glass	Height	Colour	Art. No.
	8 mm	maks. 3000 mm		WD-008-02
				WD-008-02-54

RECOMMENDED SHOWER TRAYS





Dimensions are given in mm.

Modo X II (Factory/Frame)
Modo New II (Factory/Frame)

Other colour versions of products from the series can be found on p. 73


Modo Black II Factory

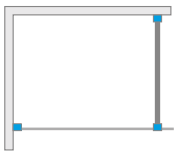

Modo X



Modo







Profile finish:



54 Black

The pattern is made of durable ceramic paint, applied from the outside, which fuses with the glass during the toughening process.

This Walk-in is universal, it can be installed both as a left and right version.
In the article number, the symbol **XX** should be replaced with the symbol of the selected colour.

Model	**Modo X Black II – 10 mm** **55** FACTORY / TRANSPARENT GLASS **56** FRAME / TRANSPARENT GLASS Art. No.	**Modo New Black II – 8 mm** **55** FACTORY / TRANSPARENT GLASS **56** FRAME / TRANSPARENT GLASS Art. No.
Modo (X/New) Black II 50	389254-54-**YY**	389054-54-**YY**
Modo (X/New) Black II 55	389255-54-**YY**	389055-54-**YY**
Modo (X/New) Black II 60	389264-54-**YY**	389064-54-**YY**
Modo (X/New) Black II 65	389265-54-**YY**	389065-54-**YY**
Modo (X/New) Black II 70	389274-54-**YY**	389074-54-**YY**
Modo (X/New) Black II 75	389275-54-**YY**	389075-54-**YY**
Modo (X/New) Black II 80	389284-54-**YY**	389084-54-**YY**
Modo (X/New) Black II 85	389285-54-**YY**	389085-54-**YY**
Modo (X/New) Black II 90	389294-54-**YY**	389094-54-**YY**
Modo (X/New) Black II 95	389295-54-**YY**	389095-54-**YY**
Modo (X/New) Black II 100	389304-54-**YY**	389104-54-**YY**
Modo (X/New) Black II 105	389305-54-**YY**	389105-54-**YY**
Modo (X/New) Black II 110	389314-54-**YY**	389114-54-**YY**
Modo (X/New) Black II 115	389315-54-**YY**	389115-54-**YY**
Modo (X/New) Black II 120	389324-54-**YY**	389124-54-**YY**
Modo (X/New) Black II 125	389325-54-**YY**	389125-54-**YY**
Modo (X/New) Black II 130	389334-54-**YY**	389134-54-**YY**
Modo (X/New) Black II 140	389344-54-**YY**	389144-54-**YY**
Modo (X/New) Black II 150	389354-54-**YY**	389154-54-**YY**
Modo (X/New) Black II 160	389364-54-**YY**	389164-54-**YY**

Dimensions are given in mm.

TECHNICAL DRAWINGS

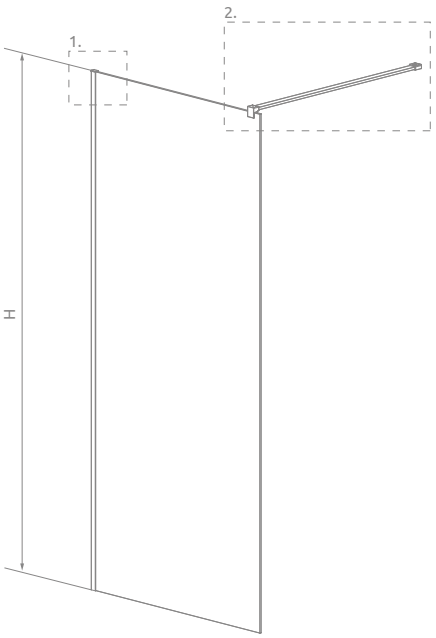

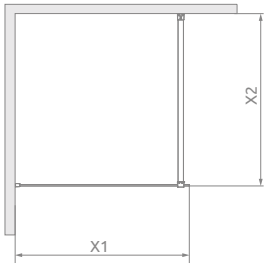

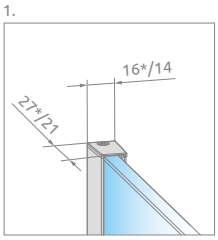

*Modo X

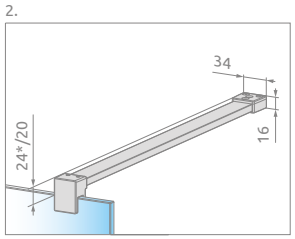

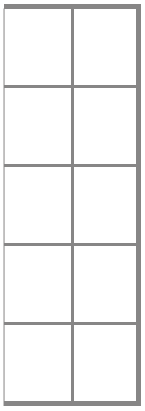

Variant W2



Variant W3

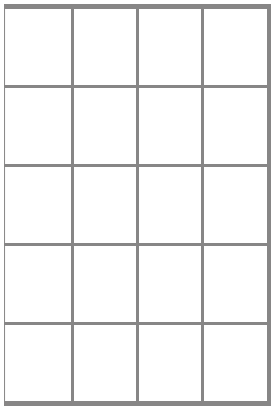

Variant W4

Model	X1	X2	H	Variant (Factory)
Modo (X/New) Black II (Factory/Frame) 50	485-495	max 1200	2000	W2
Modo (X/New) Black II (Factory/Frame) 55	535-545	max 1200	2000	
Modo (X/New) Black II (Factory/Frame) 60	585-595	max 1200	2000	
Modo (X/New) Black II (Factory/Frame) 65	635-645	max 1200	2000	
Modo (X/New) Black II (Factory/Frame) 70	685-695	max 1200	2000	
Modo (X/New) Black II (Factory/Frame) 75	735-745	max 1200	2000	
Modo (X/New) Black II (Factory/Frame) 80	785-795	max 1200	2000	
Modo (X/New) Black II (Factory/Frame) 85	835-845	max 1200	2000	
Modo (X/New) Black II (Factory/Frame) 90	885-895	max 1200	2000	W3
Modo (X/New) Black II (Factory/Frame) 95	935-945	max 1200	2000	
Modo (X/New) Black II (Factory/Frame) 100	985-995	max 1200	2000	
Modo (X/New) Black II (Factory/Frame) 105	1035-1045	max 1200	2000	
Modo (X/New) Black II (Factory/Frame) 110	1085-1095	max 1200	2000	
Modo (X/New) Black II (Factory/Frame) 115	1135-1145	max 1200	2000	
Modo (X/New) Black II (Factory/Frame) 120	1185-1195	max 1200	2000	
Modo (X/New) Black II (Factory/Frame) 125	1235-1245	max 1200	2000	
Modo (X/New) Black II (Factory/Frame) 130	1285-1295	max 1200	2000	W4
Modo (X/New) Black II (Factory/Frame) 140	1385-1395	max 1200	2000	
Modo (X/New) Black II (Factory/Frame) 150	1485-1495	max 1200	2000	
Modo (X/New) Black II (Factory/Frame) 160	1585-1595	max 1200	2000	

ADDITIONAL OPTIONS

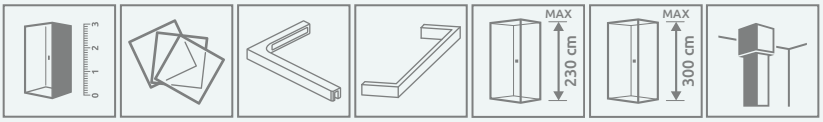

MADE TO MEASURE p. 7 | GLASS VARIANTS p. 11 | STABILIZER L p. 13 | TOWEL HANGER p. 14 | MAXIMUM HEIGHT p. 16 | MAXIMUM HEIGHT p. 16 | TELESCOPIC SUPPORT BAR p. 72

Telescopic support bar	For glass	Height	Colour	Art. No.
	8 mm	maks. 3000 mm		WD-008-02
				WD-008-02-54

RECOMMENDED SHOWER TRAYS





Dimensions are given in mm.

Modo SL II





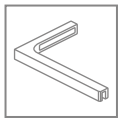





Profile finish:

Glossy:



01 Chrome



09 Gold

Matte:



54 Black

04 White

Brushed:



91 Nickel



99 Gold



92 GunMetal



93 Copper

Other colour versions of products from the series can be found on p. 73



There is a possibility to buy a fixed SW sidewall.

Modo SL II + Teos F

In the article number, the symbol **XX** should be replaced with the symbol of the selected colour.

Model	TRANSPARENT GLASS Art. No.
Modo SL II 50 L	10319054-**XX**-01L
Modo SL II 50 R	10319054-**XX**-01R
Modo SL II 55 L	10319055-**XX**-01L
Modo SL II 55 R	10319055-**XX**-01R
Modo SL II 60 L	10319064-**XX**-01L
Modo SL II 60 R	10319064-**XX**-01R
Modo SL II 65 L	10319065-**XX**-01L
Modo SL II 65 R	10319065-**XX**-01R
Modo SL II 70 L	10319074-**XX**-01L
Modo SL II 70 R	10319074-**XX**-01R
Modo SL II 75 L	10319075-**XX**-01L
Modo SL II 75 R	10319075-**XX**-01R
Modo SL II 80 L	10319084-**XX**-01L
Modo SL II 80 R	10319084-**XX**-01R
Modo SL II 85 L	10319085-**XX**-01L
Modo SL II 85 R	10319085-**XX**-01R
Modo SL II 90 L	10319094-**XX**-01L
Modo SL II 90 R	10319094-**XX**-01R
Modo SL II 95 L	10319095-**XX**-01L
Modo SL II 95 R	10319095-**XX**-01R
Modo SL II 100 L	10319104-**XX**-01L
Modo SL II 100 R	10319104-**XX**-01R
Modo SL II 105 L	10319105-**XX**-01L
Modo SL II 105 R	10319105-**XX**-01R
Modo SL II 110 L	10319114-**XX**-01L
Modo SL II 110 R	10319114-**XX**-01R
Modo SL II 115 L	10319115-**XX**-01L
Modo SL II 115 R	10319115-**XX**-01R
Modo SL II 120 L	10319124-**XX**-01L
Modo SL II 120 R	10319124-**XX**-01R

Dimensions are given in mm.

TECHNICAL DRAWINGS

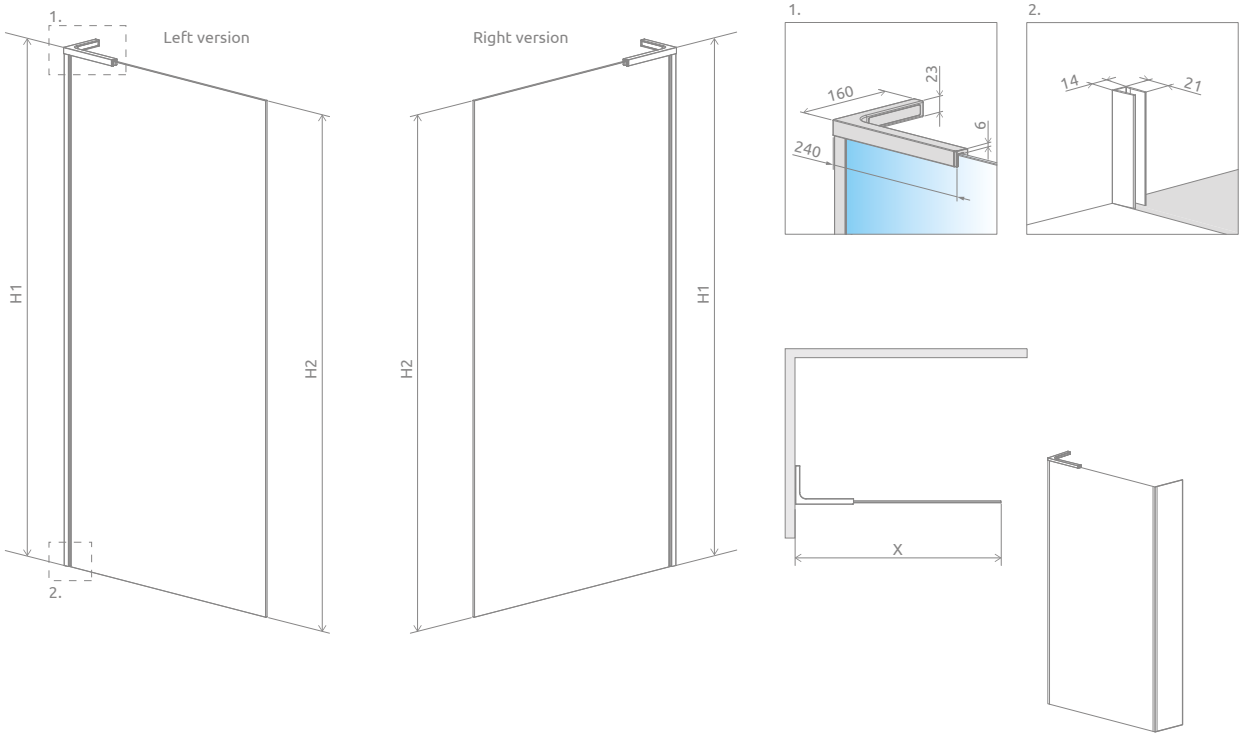

Model	X1	H1	H2
Modo SL II 50	485-495	2006	2000
Modo SL II 55	535-545	2006	2000
Modo SL II 60	585-595	2006	2000
Modo SL II 65	635-645	2006	2000
Modo SL II 70	685-695	2006	2000
Modo SL II 75	735-745	2006	2000
Modo SL II 80	785-795	2006	2000
Modo SL II 85	835-845	2006	2000

Model	X1	H1	H2
Modo SL II 90	885-895	2006	2000
Modo SL II 95	935-945	2006	2000
Modo SL II 100	985-995	2006	2000
Modo SL II 105	1035-1045	2006	2000
Modo SL II 110	1085-1095	2006	2000
Modo SL II 115	1135-1145	2006	2000
Modo SL II 120	1185-1195	2006	2000

For Modo SL II model (8 mm glass) can be purchased a fixed sidewall 300 mm wide. In that case when ordering, specify the additional index number of the side wall SW: chrome – **388000-01-01**, black – **388000-54-01**.

ADDITIONAL OPTIONS

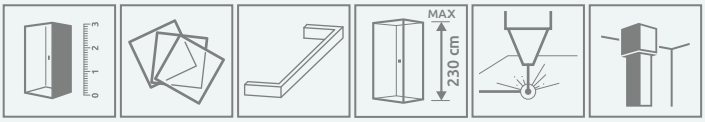

MADE TO MEASURE p. 7 | GLASS VARIANTS p. 11 | TOWEL HANGER p. 14 | MAXIMUM HEIGHT p. 16 | PRINT/ENGRAVING ON GLASS p. 24/28 | TELESCOPIC SUPPORT BAR p. 72



It is possible to order this walk-in in a variant for installation without a wall profile. This variant takes into account the maximum curvature (deviation from the vertical) of the wall up to 2 mm over the entire height of the product. The selected option must be clearly indicated in the order. This variant does not require an additional payment.

RECOMMENDED SHOWER TRAYS



Dimensions are given in mm.

Modo X III
Modo New III
Modo SL III
Modo F III
Modo F SL III

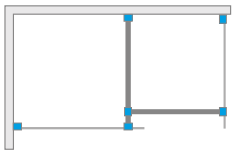

Modo X

GLASS mm 10

Modo New / SL / F / F SL

GLASS mm 8

Easy® Clean

Profile finish:

Glossy:



01 Chrome



09 Gold



54 Black

04 White

Matte:

Brushed:



91 Nickel



99 Gold



92 GunMetal



93 Copper

Other colour versions of products from the series can be found on p. 73



There is a possibility to buy a fixed SW sidewall.

Modo New III

Modo X III / Modo New III / Modo F III

To place an order for Modo X III, Modo New III or Modo F III, please specify 3 article numbers: two Modo (X/New/F) II walls available on page 40, 36 and a connector of support bars.

Modo X III (Factory/Frame) / Modo New III (Factory/Frame)

To place an order for Modo X III (Factory/Frame) or Modo New III (Factory/Frame), please specify 3 article numbers: two Modo (X/New) II (Factory/Frame) walls available on page 44 and a connector support bar in black.

CONNECTOR OF SUPPORT BARS

In the article number, the symbol **XX** should be replaced with the symbol of the selected colour.

Model	Art. No.
Connector of support bars	389000-**XX**

Modo SL III / Modo F SL III

To place an order for Modo SL III / Modo F SL III, please specify 2 article numbers: two Modo SL / F SL II available on page 46, 38.

Dimensions are given in mm.

TECHNICAL DRAWINGS

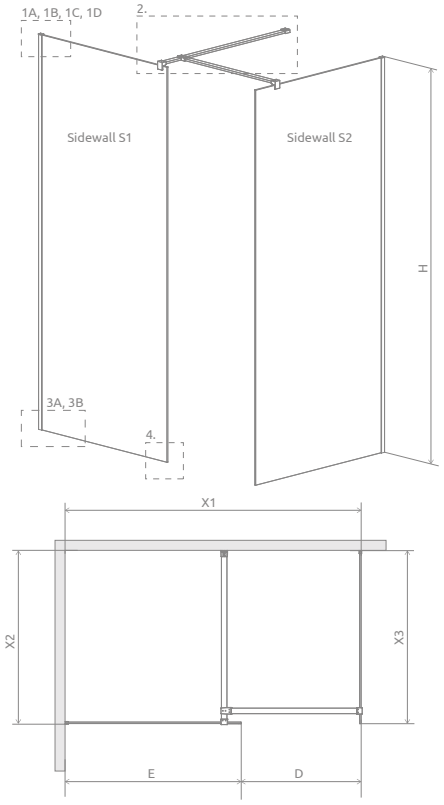

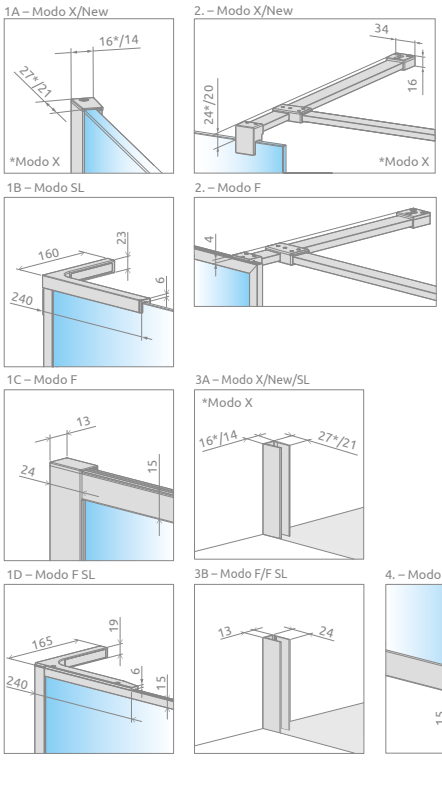

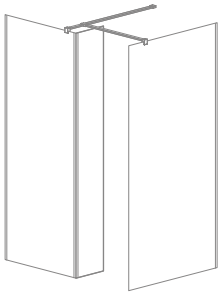

It is possible to create a shower enclosure with a fixed, L-shaped sidewall SW 300 mm wide. It can be matched with 8mm glass only. In this case, when ordering, please also specify the sidewall index number: chrome – **388000-01-01**, black – **388000-54-01**.

Sidewall 1	X1	X2	E	H
Modo (X/New) II 50	max 1700	max 1200	485-495	2000
Modo (X/New) II 55	max 1750	max 1200	535-545	2000
Modo (X/New) II 60	max 1800	max 1200	585-595	2000
Modo (X/New) II 65	max 1850	max 1200	635-645	2000
Modo (X/New) II 70	max 1900	max 1200	685-695	2000
Modo (X/New) II 75	max 1950	max 1200	735-745	2000
Modo (X/New) II 80	max 2000	max 1200	785-795	2000
Modo (X/New) II 85	max 2050	max 1200	835-845	2000
Modo (X/New) II 90	max 2100	max 1200	885-895	2000
Modo (X/New) II 95	max 2150	max 1200	935-945	2000
Modo (X/New) II 100	max 2200	max 1200	985-995	2000
Modo (X/New) II 105	max 2250	max 1200	1035-1045	2000
Modo (X/New) II 110	max 2300	max 1200	1085-1095	2000
Modo (X/New) II 115	max 2350	max 1200	1135-1145	2000
Modo (X/New) II 120	max 2400	max 1200	1185-1195	2000
Modo (X/New) II 125	max 2450	max 1200	1235-1245	2000
Modo (X/New) II 130	max 2500	max 1200	1285-1295	2000
Modo (X/New) II 135	max 2550	max 1200	1335-1345	2000
Modo (X/New) II 140	max 2600	max 1200	1385-1395	2000
Modo (X/New) II 145	max 2650	max 1200	1435-1445	2000
Modo (X/New) II 150	max 2700	max 1200	1485-1495	2000
Modo (X/New) II 155	max 2750	max 1200	1535-1545	2000
Modo (X/New) II 160	max 2800	max 1200	1585-1595	2000

Sidewall 2	X3	D
Modo (X/New) II 50	485-495	max 1200
Modo (X/New) II 55	535-545	max 1200
Modo (X/New) II 60	585-595	max 1200
Modo (X/New) II 65	635-645	max 1200
Modo (X/New) II 70	685-695	max 1200
Modo (X/New) II 75	735-745	max 1200
Modo (X/New) II 80	785-795	max 1200
Modo (X/New) II 85	835-845	max 1200
Modo (X/New) II 90	885-895	max 1200
Modo (X/New) II 95	935-945	max 1200
Modo (X/New) II 100	985-995	max 1200
Modo (X/New) II 105	1035-1045	max 1200
Modo (X/New) II 110	1085-1095	max 1200
Modo (X/New) II 115	1135-1145	max 1200
Modo (X/New) II 120	1185-1195	max 1200

For Modo (X/New/F) if the S2 wall is wider than or equal to 125, please contact the Customer Service Department

For Modo SL / F SL III, technical drawings and dimensions are available at **www.radaway.eu**

ADDITIONAL OPTIONS

Modo New/SL/ F SL Modo X/F — Modo New



MADE TO MEASURE p. 7 | GLASS VARIANTS p. 11 | TOWEL HANGER p. 14 | MAXIMUM HEIGHT p. 16 | MAXIMUM HEIGHT p. 16 | PRINT/ENGRAVING ON GLASS p. 24/28 | TELESCOPIC SUPPORT BAR p. 72

Telescopic support bar	For glass	Height	Colour	Art. No.
	8 mm	max 3000 mm		WD-008-02
				WD-008-02-54

RECOMMENDED SHOWER TRAYS

Giaros D | Doros Plus D | Doros D | Doros D Compact | Argos D | Argos D with panel | Laros D Compact



Kyntos F | Teos F | Zantos F | Doros Plus F | Doros F | Doros F Compact



Dimensions are given in mm.

Modo New IV

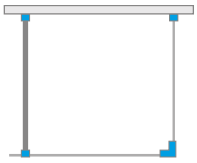

GLASS 8 mm

Easy Clean®



Other colour versions of products from the series can be found on p. 73



There is a possibility to buy a fixed SW sidewall.

Modo New IV+ Kyntos F

Profile finish:



01 Chrome **54** Black

It is possible to order the enclosure in other colours. Orders should be placed through the Non-Standard Shower Enclosure Department.

Shower enclosure set consists of 2 parts: front wall IV and sidewall II.
In the article number, the symbol **XX** should be replaced with the symbol of the selected colour.

FRONT

Model	TRANSPARENT GLASS Art. No.
Modo New IV 80	389584-**XX**-01
Modo New IV 90	389594-**XX**-01
Modo New IV 100	389604-**XX**-01
Modo New IV 110	389614-**XX**-01
Modo New IV 120	389624-**XX**-01
Modo New IV 130	389634-**XX**-01
Modo New IV 140	389644-**XX**-01

SIDEWALL

Model	TRANSPARENT GLASS Art. No.
Modo New II 70	389074-**XX**-01
Modo New II 75	389075-**XX**-01
Modo New II 80	389084-**XX**-01
Modo New II 85	389085-**XX**-01
Modo New II 90	389094-**XX**-01
Modo New II 95	389095-**XX**-01
Modo New II 100	389104-**XX**-01

Dimensions are given in mm.

TECHNICAL DRAWINGS

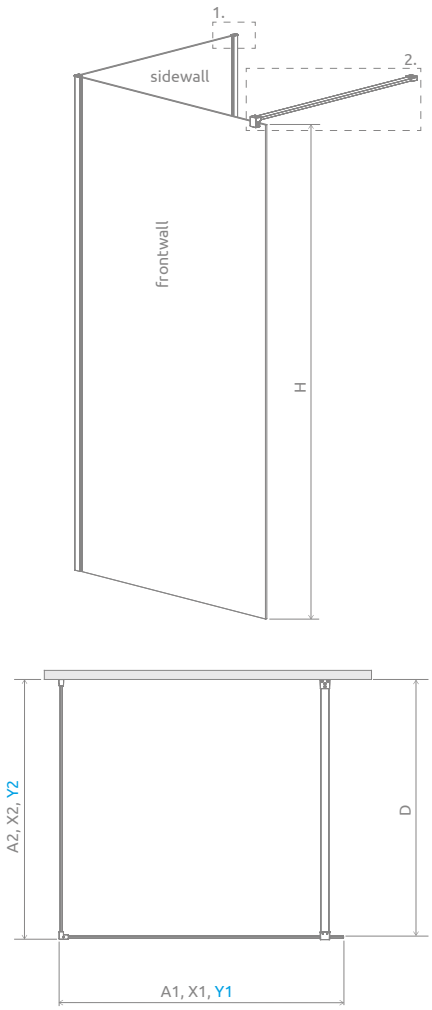

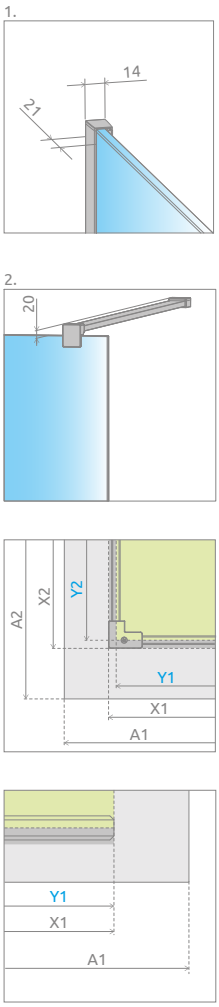



It is possible to create a shower enclosure with a fixed, L-shaped sidewall SW 300 mm wide. It can be matched with 8 mm glass only. In this case, when ordering, please also specify the sidewall index number: chrome – **388000-01-01**, black – **388000-54-01**.

Front	A1	X1	Y1	H
80	800	773	767	2000
90	900	873	867	2000
100	1000	973	967	2000
110	1100	1073	1067	2000
120	1200	1173	1167	2000
130	1300	1273	1267	2000
140	1400	1373	1367	2000

Sidewall	A2	X2	Y2	D
70	700	688-698	682-692	678-688
75	750	738-748	732-742	728-738
80	800	788-798	782-792	778-788
85	850	838-848	832-842	828-838
90	900	888-898	882-892	878-888
95	950	938-948	932-942	928-938
100	1000	988-998	982-992	978-988

ADDITIONAL OPTIONS

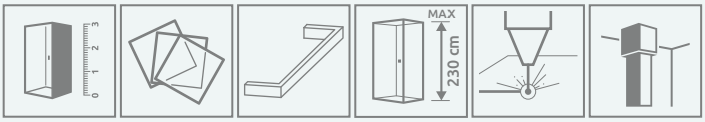

MADE TO MEASURE p. 7 | GLASS VARIANTS p. 11 | TOWEL HANGER p. 14 | MAXIMUM HEIGHT p. 16 | PRINT/ENGRAVING ON GLASS p. 24/28 | TELESCOPIC SUPPORT BAR p. 72

Telescopic support bar	For glass	Height	Colour	Art. No.
	8 mm	maks. 3000 mm		WD-008-02
				WD-008-02-54

RECOMMENDED SHOWER TRAYS



Dimensions are given in mm.

Modo XL

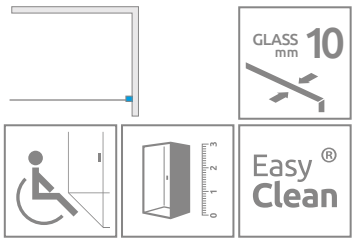

ADDITIONAL OPTIONS

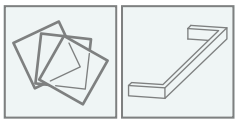

GLASS VARIANTS p. 11

TOWEL HANGER p. 14

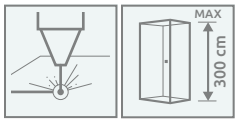

PRINT/ENGRAVING ON GLASS p. 24/28

MAXIMUM HEIGHT p. 16

Profile finish:

Glossy:



01 Chrome



09 Gold



54 Black

Matte:

Brushed:



91 Nickel



99 Gold



92 GunMetal



93 Copper

Other colour versions of products from the series can be found on p. 73



A universal shower enclosure that can be assembled as a left-hand or right-hand version. In the article number, the symbol **XX** should be replaced with the symbol of the selected colour.

Model	Overall dimension (X)	Height (H)	TRANSPARENT GLASS Art. No.
Modo XL 30-100×200-250	max 1000	max 2500	389414-**XX**-01
Modo XL 100-160×200-250	max 1600	max 2500	389418-**XX**-01
Modo XL 30-100×250-300	max 1000	max 3000	389415-**XX**-01
Modo XL 100-160×250-300	max 1600	max 3000	389419-**XX**-01

TECHNICAL DRAWINGS

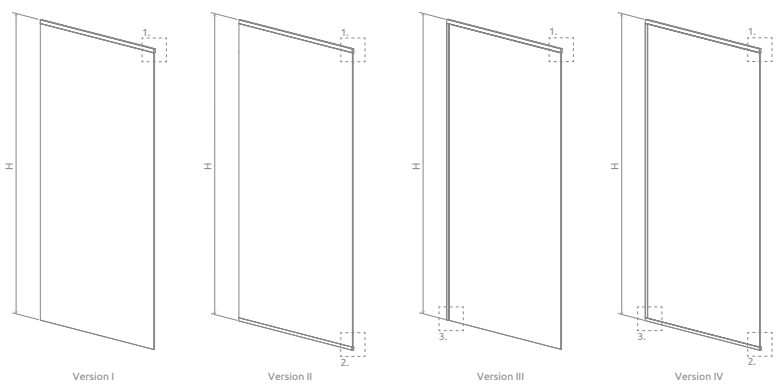

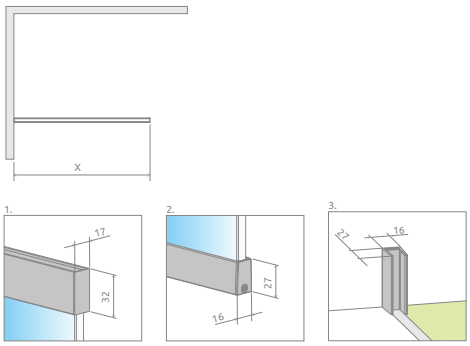

Model	X	H
30-100	max 1000	max 3000
100-160	max 1600	max 3000

Dimensions are given in mm.

Volta II


Volta Black II Frame + Kyntos F

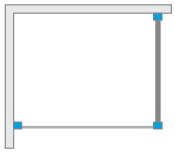



ADDITIONAL OPTIONS

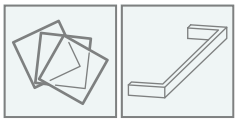

GLASS VARIANTS p. 11 | TOWEL HANGER p. 14

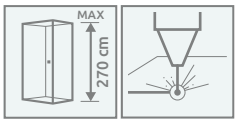

MAXIMUM HEIGHT p. 16 | PRINT/ENGRAVING ON GLASS p. 24/28

Profile finish:



01 Chrome **54** Black

In the article number, the symbol **XX** should be replaced with the symbol of the selected colour.

Model	TRANSPARENT GLASS Art. No.	GLASS TRANSPARENT + FRAME Art. No.
Volta II 100-160×200-270 L	10201016-01-01	10201016-54-56L
Volta II 100-160×200-270 R		10201016-54-56R

TECHNICAL DRAWINGS

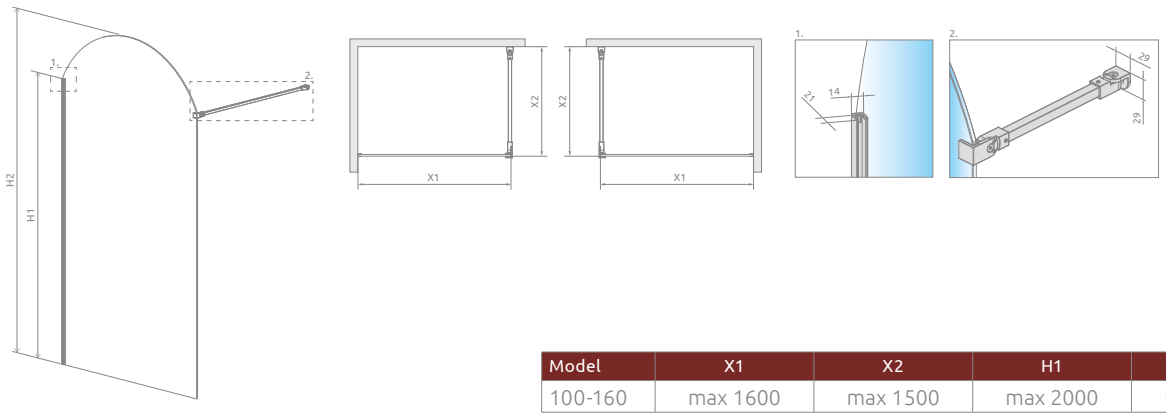

Model	X1	X2	H1	H2
100-160	max 1600	max 1500	max 2000	max 2700

Dimensions are given in mm.

Euphoria Walk-in V

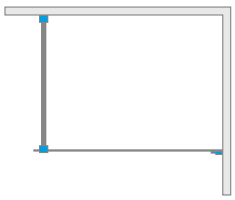











Euphoria Walk-in V + Giaros D

Profile finish:



01 Chrome

A universal shower enclosure that can be assembled as a left-hand or right-hand version.

Model	Dimension to the glass panel axis **(Y1)**	TRANSPARENT GLASS Art. No.
Walk-in W1 70	665-675	383117-01-01
Walk-in W1 80	765-775	383110-01-01
Walk-in W1 90	865-875	383111-01-01
Walk-in W1 100	965-975	383112-01-01
Walk-in W1 110	1065-1075	383113-01-01
Walk-in W1 120	1165-1175	383114-01-01
Walk-in W1 130	1265-1275	383115-01-01
Walk-in W1 140	1365-1375	383116-01-01

Dimensions are given in mm.

TECHNICAL DRAWINGS

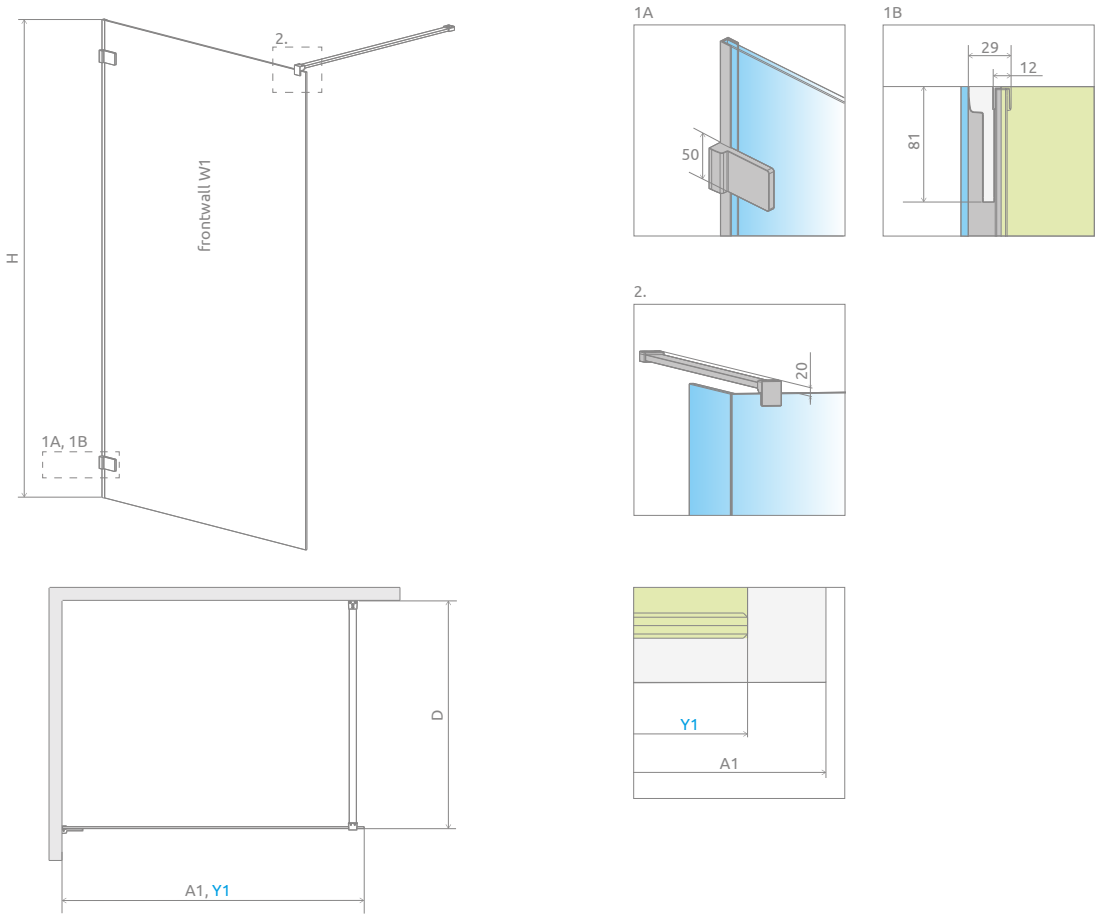

Front W1	A1	Y1	D	H
W1 70	700	665-675	max 1200	2000
W1 80	800	765-775	max 1200	2000
W1 90	900	865-875	max 1200	2000
W1 100	1000	965-975	max 1200	2000
W1 110	1100	1065-1075	max 1200	2000
W1 120	1200	1165-1175	max 1200	2000
W1 130	1300	1265-1275	max 1200	2000
W1 140	1400	1365-1375	max 1200	2000

ADDITIONAL OPTIONS

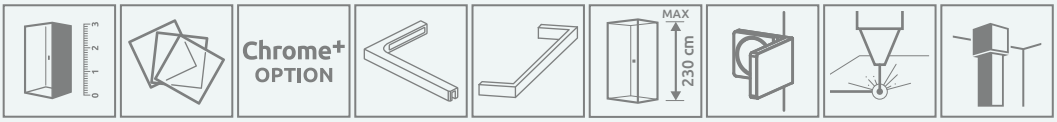

MADE TO MEASURE p. 7 | GLASS VARIANTS p. 11 | PROFILE CHROME+ p. 12 | STABILIZER L p. 13 | TOWEL HANGER p. 14 | MAXIMUM HEIGHT p. 16 | INSIDE BRACKETS p. 17 | PRINT/ENGRAVING ON GLASS p. 24/28 | TELESCOPIC SUPPORT BAR p. 72

Telescopic support bar	For glass	Height	Art. No.
	8 mm	max 3000 mm	WD-008-02

RECOMMENDED SHOWER TRAYS



Dimensions are given in mm.

Arta Walk-in

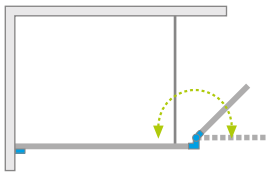







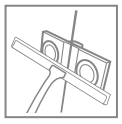





Profile finish:



03 Chrome+

Shower enclosure set consists of 2 parts: Front wall and sidewall. Please specify all the article numbers when placing an order.

FRONT

Model	Dimension to the glass panel axis **(Y1)**	TRANSPARENT GLASS Art. No.
Walk-in front 80	773-783	386280-03-01
Walk-in front 90	873-883	386290-03-01
Walk-in front 100	973-983	386210-03-01
Walk-in front 110	1073-1083	386211-03-01
Walk-in front 120	1173-1183	386212-03-01
Walk-in front 130	1273-1283	386213-03-01
Walk-in front 140	1373-1383	386214-03-01

SIDEWALL

Model	TRANSPARENT GLASS Art. No.
Sidewall 40 L	386010-03-01L
Sidewall 40 R	386010-03-01R

Dimensions are given in mm.

TECHNICAL DRAWINGS

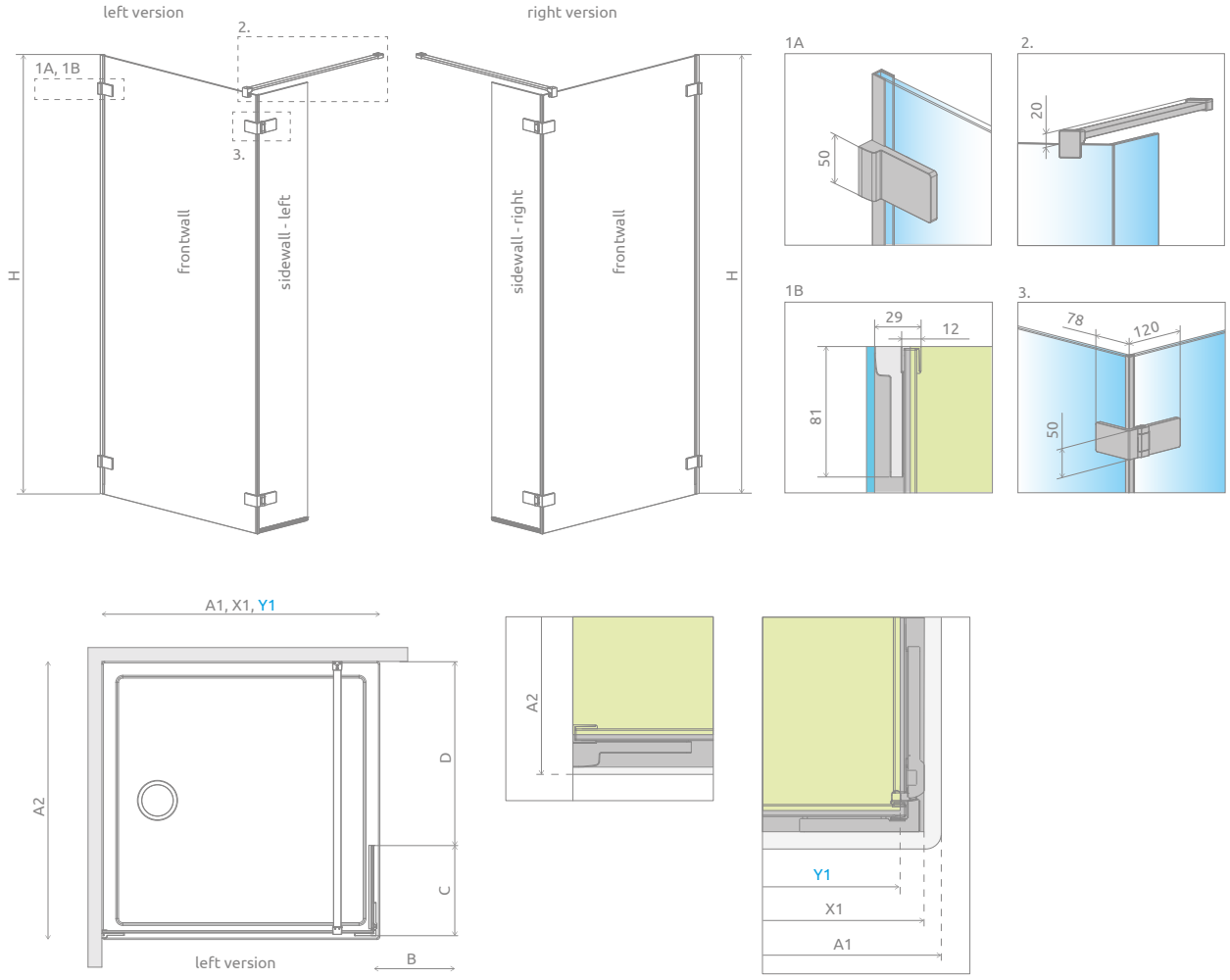

Front	A1	A2	X1	Y1	H
Front 80	800	max 1200	786-796	773-783	2000
Front 90	900	max 1200	886-896	873-883	2000
Front 100	1000	max 1200	986-996	973-983	2000
Front 110	1100	max 1200	1086-1096	1073-1083	2000
Front 120	1200	max 1200	1186-1196	1173-1183	2000
Front 130	1300	max 1200	1286-1296	1273-1283	2000
Front 140	1400	max 1200	1386-1396	1373-1383	2000

Sidewall	B	C	D
Sidewall	358	400	max 810

ADDITIONAL OPTIONS

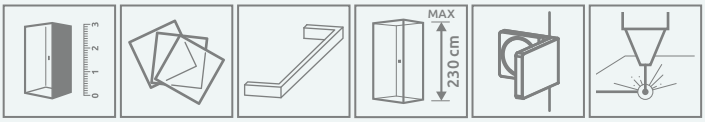

MADE TO MEASURE p. 7 | GLASS VARIANTS p. 11 | TOWEL HANGER p. 14 | MAXIMUM HEIGHT p. 16 | INSIDE BRACKETS p. 17 | PRINT/ENGRAVING ON GLASS p. 24/28

RECOMMENDED SHOWER TRAYS



Dimensions are given in mm.

Furo Walk-in

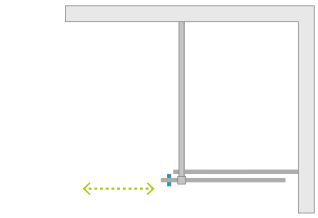



Profile finish:

Glossy:



01 Chrome



09 Gold

Matte:



54 Black

Brushed:



91 Nickel



99 Gold



92 GunMetal



93 Copper

Other colour versions of products from the series can be found on p. 73



Furo Walk-in + Kyntos F

Shower enclosure set consists of 2 parts: shower door and front wall.
In the article number, the symbol **XX** should be replaced with the symbol of the selected colour.

Model	Element	TRANSPARENT GLASS Art. No.
Walk-in 80 L	Door 438 L	10106438-**XX**-01L
	Front wall 394	10110394-01-01
Walk-in 80 R	Door 438 R	10106438-**XX**-01R
	Front wall 394	10110394-01-01
Walk-in 90 L	Door 488 L	10106488-**XX**-01L
	Front wall 444	10110444-01-01
Walk-in 90 R	Door 488 R	10106488-**XX**-01R
	Front wall 444	10110444-01-01
Walk-in 100 L	Door 538 L	10106538-**XX**-01L
	Front wall 494	10110494-01-01
Walk-in 100 R	Door 538 R	10106538-**XX**-01R
	Front wall 494	10110494-01-01
Walk-in 110 L	Door 588 L	10106588-**XX**-01L
	Front wall 544	10110544-01-01
Walk-in 110 R	Door 588 R	10106588-**XX**-01R
	Front wall 544	10110544-01-01
Walk-in 120 L	Door 638 L	10106638-**XX**-01L
	Front wall 594	10110594-01-01
Walk-in 120 R	Door 638 R	10106638-**XX**-01R
	Front wall 594	10110594-01-01
Walk-in 130 L	Door 688 L	10106688-**XX**-01L
	Front wall 644	10110644-01-01
Walk-in 130 R	Door 688 R	10106688-**XX**-01R
	Front wall 644	10110644-01-01
Walk-in 140 L	Door 738 L	10106738-**XX**-01L
	Front wall 694	10110694-01-01
Walk-in 140 R	Door 738 R	10106738-**XX**-01R
	Front wall 694	10110694-01-01
Walk-in 150 L	Door 788 L	10106788-**XX**-01L
	Front wall 744	10110744-01-01
Walk-in 150 R	Door 788 R	10106788-**XX**-01R
	Front wall 744	10110744-01-01
Walk-in 160 L	Door 838 L	10106838-**XX**-01L
	Front wall 794	10110794-01-01
Walk-in 160 R	Door 838 R	10106838-**XX**-01R
	Front wall 794	10110794-01-01

Dimensions are given in mm.

TECHNICAL DRAWINGS

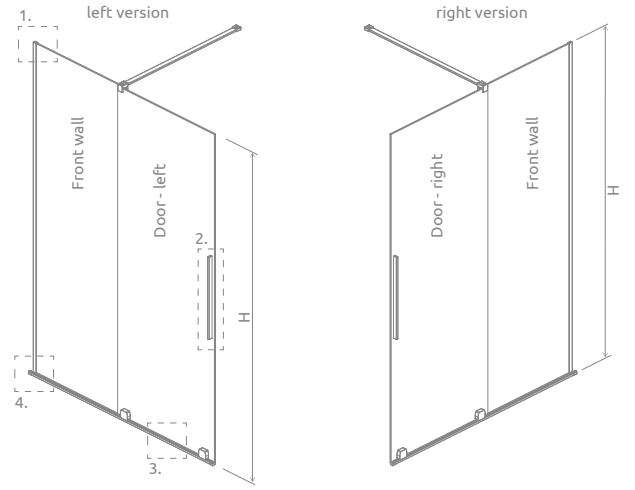

left version right version

When installed on a shower tray – the minimum width of the edge of the shower tray is 43 mm, and its slope max 1 mm.

Model	X1	X2	C	H
Walk-in 80	790-800	max 1200	453-463	2000
Walk-in 90	890-900	max 1200	503-513	2000
Walk-in 100	990-1000	max 1200	553-563	2000
Walk-in 110	1090-1100	max 1200	603-613	2000
Walk-in 120	1190-1200	max 1200	653-663	2000
Walk-in 130	1290-1300	max 1200	703-713	2000
Walk-in 140	1390-1400	max 1200	753-763	2000
Walk-in 150	1490-1500	max 1200	803-813	2000
Walk-in 160	1590-1600	max 1200	853-863	2000

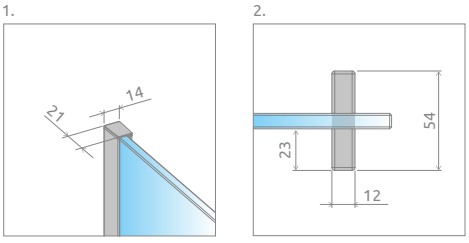

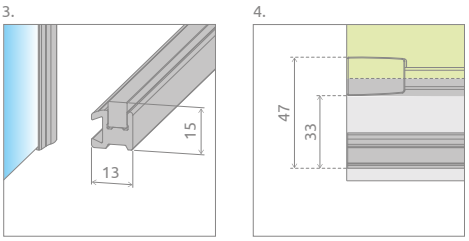



If the total width of the front (X) ≤ 1400, there is a paid option to change the perpendicular support bar to the corner one. This option should be clearly stated in the order.



There is a possibility of a paid replacement of transparent gaskets (vertical and horizontal) for black gaskets. This option should be clearly stated in the order.



It is possible to make the product with a railing handle which also functions as a towel hanger.



It is possibile to extend the entrance by 30 mm by replacing the vertical handle with a round one [1]. Please contact the customer service department.

ADDITIONAL OPTIONS

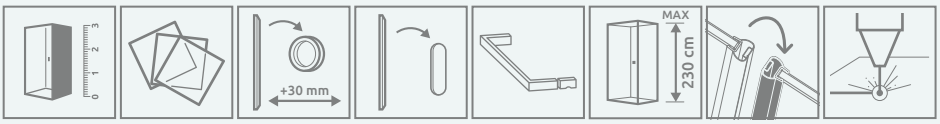

MADE TO MEASURE p. 7 | GLASS VARIANTS p. 11 | WIDER ENTRANCE p. 15 | EXCHANGE OF HANDLE FOR A HOLE CUT IN GLASS p. 15 | REPLACING THE HANDLE FOR A RAILING HANDLE p. 15 | MAXIMUM HEIGHT p. 16 | GASKETS COLOUR EXCHANGE p. 17 | PRINT/ENGRAVING ON GLASS p. 24/28



Possibility of replacing the standard handle with a 35×120 mm hole cut in the glass pane.

RECOMMENDED SHOWER TRAYS



[1] only chrome and black colour
Dimensions are given in mm.

Furo SL Walk-in

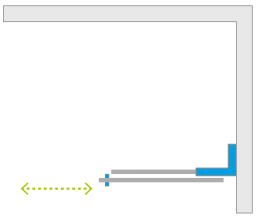



Other colour versions of products from the series can be found on p. 73


Furo SL Walk-in + Kyntos F

Profile finish:

Glossy:


01 Chrome


09 Gold

Matte:


54 Black

Brushed:


91 Nickel


99 Gold


92 GunMetal


93 Copper

Shower enclosure set consists of 2 parts: shower door and front wall.
In the article number, the symbol **XX** should be replaced with the symbol of the selected colour.

Model	Element	TRANSPARENT GLASS Art. No.
SL Walk-in 80 L	Door 438 L	10306438-**XX**-01L
	Front wall 394	10110394-01-01
SL Walk-in 80 R	Door 438 R	10306438-**XX**-01R
	Front wall 394	10110394-01-01
SL Walk-in 90 L	Door 488 L	10306488-**XX**-01L
	Front wall 444	10110444-01-01
SL Walk-in 90 R	Door 488 R	10306488-**XX**-01R
	Front wall 444	10110444-01-01
SL Walk-in 100 L	Door 538 L	10306538-**XX**-01L
	Front wall 494	10110494-01-01
SL Walk-in 100 R	Door 538 R	10306538-**XX**-01R
	Front wall 494	10110494-01-01
SL Walk-in 110 L	Door 588 L	10306588-**XX**-01L
	Front wall 544	10110544-01-01
SL Walk-in 110 R	Door 588 R	10306588-**XX**-01R
	Front wall 544	10110544-01-01
SL Walk-in 120 L	Door 638 L	10306638-**XX**-01L
	Front wall 594	10110594-01-01
SL Walk-in 120 R	Door 638 R	10306638-**XX**-01R
	Front wall 594	10110594-01-01

Dimensions are given in mm.

TECHNICAL DRAWINGS

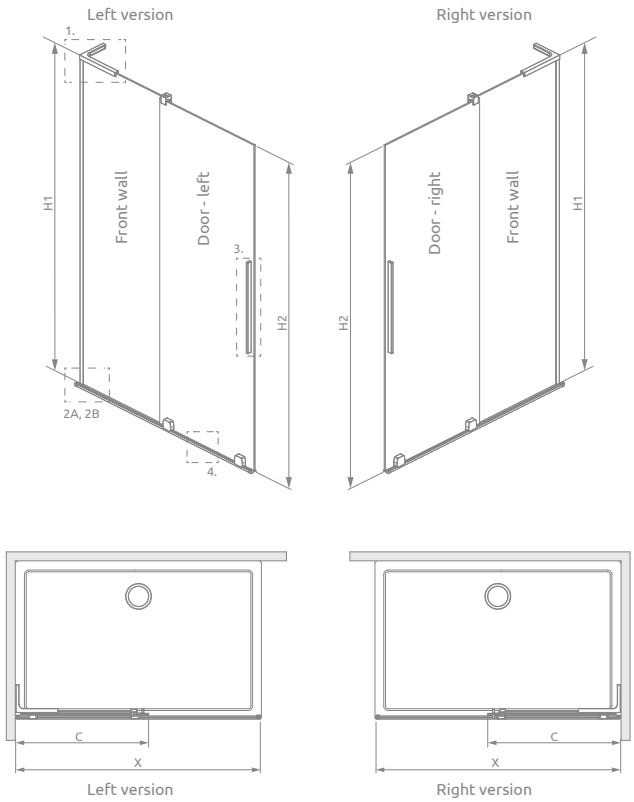

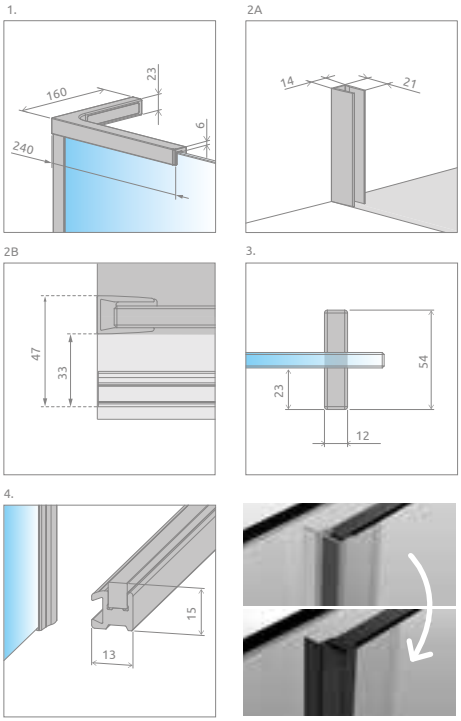

There is a possibility of a paid replacement of transparent gaskets (vertical and horizontal) for black gaskets. This option should be clearly stated in the order.

When installed on a shower tray – the minimum width of the edge of the shower tray is 43 mm, and its slope max 1 mm.

Model	X1	C	H1	H2
Walk-in 80	790-800	453-463	2006	2000
Walk-in 90	890-900	503-513	2006	2000
Walk-in 100	990-1000	553-563	2006	2000
Walk-in 110	1090-1100	603-613	2006	2000
Walk-in 120	1190-1200	653-663	2006	2000



It is possible to make the product with a railing handle which also functions as a towel hanger.



It is possibile to extend the entrance by 30 mm by replacing the vertical handle with a round one [1]. Please contact the customer service department.



Possibility of replacing the standard handle with a 35×120 mm hole cut in the glass pane.

ADDITIONAL OPTIONS

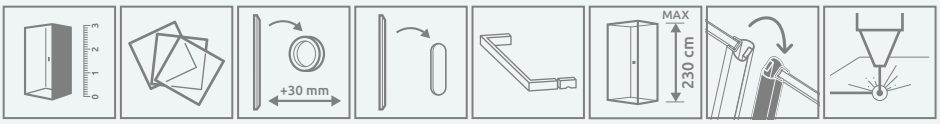

MADE TO MEASURE p. 7 | GLASS VARIANTS p. 11 | WIDER ENTRANCE p. 15 | EXCHANGE OF HANDLE FOR A HOLE CUT IN GLASS p. 15 | REPLACING THE HANDLE FOR A RAILING HANDLE p. 15 | MAXIMUM HEIGHT p. 16 | GASKETS COLOUR EXCHANGE p. 17 | PRINT/ENGRAVING ON GLASS p. 24/28

RECOMMENDED SHOWER TRAYS



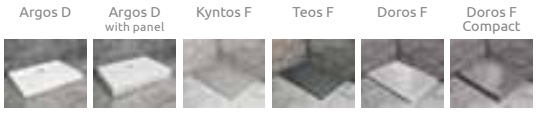

[1] only chrome and black colour
Dimensions are given in mm.

Espera Pro Walk-in

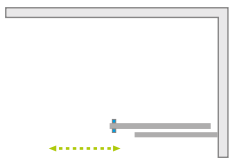

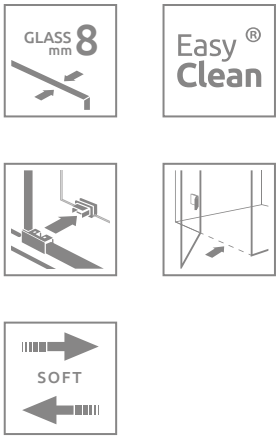



Espera Pro Walk-in

Profile finish:



01 Chrome

Shower enclosure set consists of 2 parts: door + front wall. Please specify both article numbers when placing an order.

Model	Element	TRANSPARENT GLASS Art. No.
Walk-in 100 L	Door 535 L	10090100-01-01L
	Walk-in front wall 440 L	10094100-01-01L
Walk-in 100 R	Door 535 R	10090100-01-01R
	Walk-in front wall 440 R	10094100-01-01R
Walk-in 110 L	Door 585 L	10090110-01-01L
	Walk-in front wall 490 L	10094110-01-01L
Walk-in 110 R	Door 585 R	10090110-01-01R
	Walk-in front wall 490 R	10094110-01-01R
Walk-in 120 L	Door 635 L	10090120-01-01L
	Walk-in front wall 540 L	10094120-01-01L
Walk-in 120 R	Door 635 R	10090120-01-01R
	Walk-in front wall 540 R	10094120-01-01R
Walk-in 140 L	Door 735 L	10090140-01-01L
	Walk-in front wall 640 L	10094140-01-01L
Walk-in 140 R	Door 735 R	10090140-01-01R
	Walk-in front wall 640 R	10094140-01-01R

Dimensions are given in mm.

TECHNICAL DRAWINGS

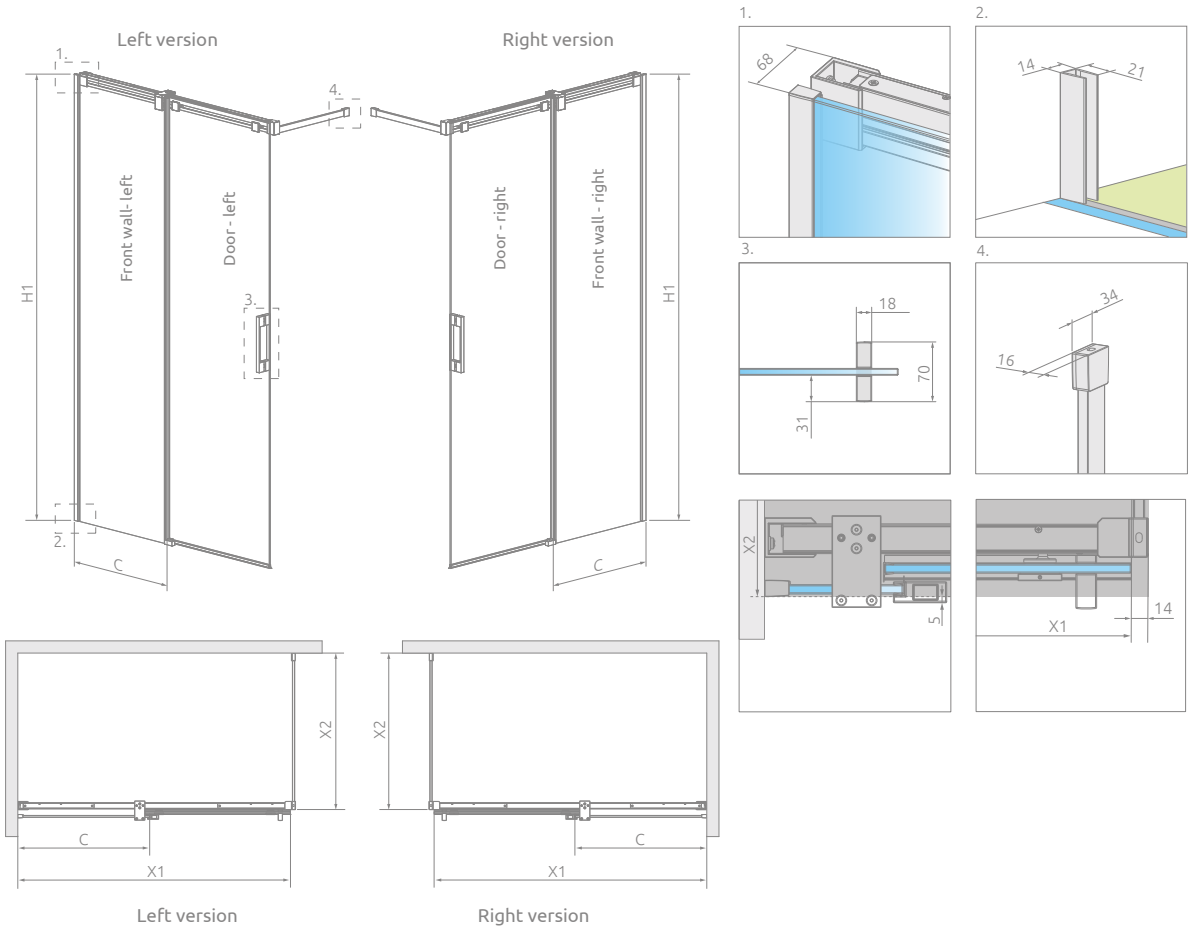

Model	X1	X2	C	H1
Walk-in 100	977-987	max 1200	447-457	2000
Walk-in 110	1077-1087	max 1200	497-507	2000
Walk-in 120	1177-1187	max 1200	547-557	2000
Walk-in 140	1377-1387	max 1200	647-657	2000

ADDITIONAL OPTIONS

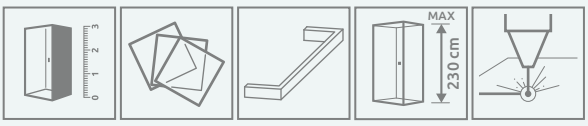

MADE TO MEASURE p. 7 | GLASS VARIANTS p. 11 | TOWEL HANGER p. 14 | MAXIMUM HEIGHT p. 16 | PRINT/ENGRAVING ON GLASS p. 24/28

RECOMMENDED SHOWER TRAYS



Dimensions are given in mm.

Essenza Pro 8 Walk-in II

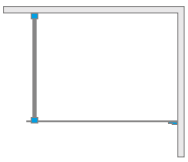



Profile finish:

Glossy:



01 Chrome



09 Gold

Matte:



54 Black

Brushed:



91 Nickel



99 Gold



92 GunMetal



93 Copper

Other colour versions of products from the series can be found on p. 73



Essenza Pro 8 Walk-in + Teos F

In the article number, the symbol **XX** should be replaced with the symbol of the selected colour.

Model	TRANSPARENT GLASS Art. No.
Walk-in 50	1012050-**XX**-01
Walk-in 55	1012055-**XX**-01
Walk-in 60	1012060-**XX**-01
Walk-in 65	1012065-**XX**-01
Walk-in 70	1012070-**XX**-01
Walk-in 75	1012075-**XX**-01
Walk-in 80	1012080-**XX**-01
Walk-in 85	1012085-**XX**-01
Walk-in 90	1012090-**XX**-01
Walk-in 95	1012095-**XX**-01
Walk-in 100	1012100-**XX**-01
Walk-in 105	1012105-**XX**-01
Walk-in 110	1012110-**XX**-01
Walk-in 115	1012115-**XX**-01
Walk-in 120	1012120-**XX**-01
Walk-in 125	1012125-**XX**-01
Walk-in 130	1012130-**XX**-01
Walk-in 135	1012135-**XX**-01
Walk-in 140	1012140-**XX**-01
Walk-in 145	1012145-**XX**-01
Walk-in 150	1012150-**XX**-01
Walk-in 155	10103155-**XX**-01
Walk-in 160	10103160-**XX**-01

Dimensions are given in mm.

TECHNICAL DRAWINGS

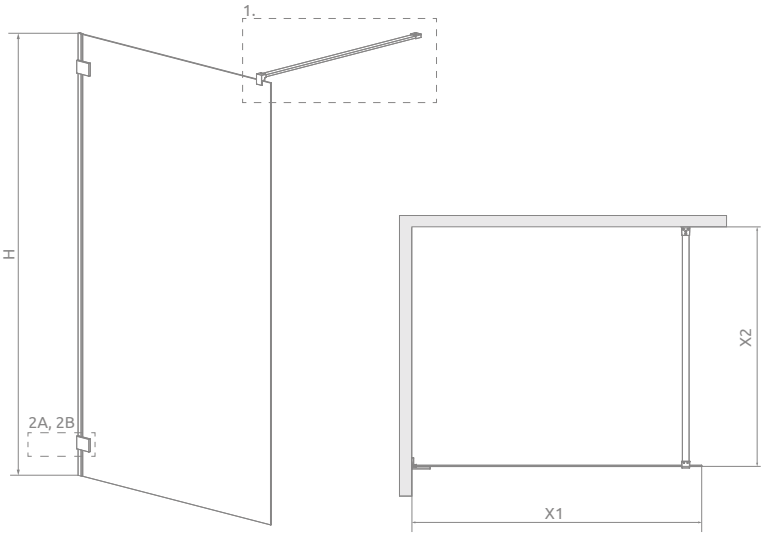

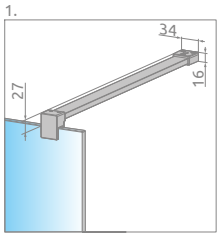

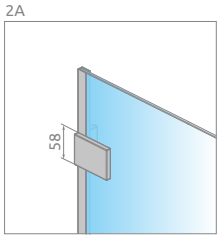

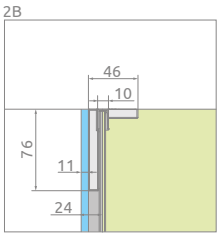

Model	X1	X2	H
Walk-in II 50 *	485-493	max 1200	2000
Walk-in II 55 *	535-543	max 1200	2000
Walk-in II 60 *	585-593	max 1200	2000
Walk-in II 65 *	635-643	max 1200	2000
Walk-in II 70 *	685-693	max 1200	2000
Walk-in II 75 *	735-743	max 1200	2000
Walk-in II 80 *	785-793	max 1200	2000
Walk-in II 85 *	835-843	max 1200	2000
Walk-in II 90 *	885-893	max 1200	2000
Walk-in II 95 *	935-943	max 1200	2000
Walk-in II 100 *	985-993	max 1200	2000
Walk-in II 105 *	1035-1043	max 1200	2000
Walk-in II 110 *	1085-1093	max 1200	2000
Walk-in II 115 *	1135-1143	max 1200	2000
Walk-in II 120 *	1185-1193	max 1200	2000
Walk-in II 125	1235-1243	max 1200	2000
Walk-in II 130	1285-1293	max 1200	2000
Walk-in II 135	1335-1343	max 1200	2000
Walk-in II 140	1385-1393	max 1200	2000
Walk-in II 145	1435-1443	max 1200	2000
Walk-in II 150	1485-1493	max 1200	2000
Walk-in II 155	1535-1543	max 1200	2000
Walk-in II 160	1585-1593	max 1200	2000



The wall-adjacent sealing profile can fill in the wall irregularities up to about 8 mm.

ADDITIONAL OPTIONS

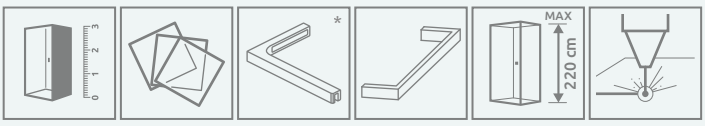

MADE TO MEASURE p. 7 | GLASS VARIANTS p. 11 | STABILIZER L p. 13 | TOWEL HANGER p. 14 | MAXIMUM HEIGHT p. 16 | PRINT/ENGRAVING ON GLASS p. 24/28



Catalogue card of this model is available at **www.radaway.eu**

RECOMMENDED SHOWER TRAYS





Dimensions are given in mm.

Essenza Pro Walk-in II

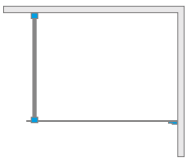



Profile finish:

Glossy:



01 Chrome



09 Gold



54 Black

Matte:

04 White

Brushed:



91 Nickel



99 Gold



92 GunMetal



93 Copper

Other colour versions of products from the series can be found on p. 73



Essenza Pro Walk-in +Teos F

In the article number, the symbol **XX** should be replaced with the symbol of the selected colour.

Model	TRANSPARENT GLASS Art. No.
Walk-in 50	10103050-**XX**-01
Walk-in 55	10103055-**XX**-01
Walk-in 60	10103060-**XX**-01
Walk-in 65	10103065-**XX**-01
Walk-in 70	10103070-**XX**-01
Walk-in 75	10103075-**XX**-01
Walk-in 80	10103080-**XX**-01
Walk-in 85	10103085-**XX**-01
Walk-in 90	10103090-**XX**-01
Walk-in 95	10103095-**XX**-01
Walk-in 100	10103100-**XX**-01
Walk-in 105	10103105-**XX**-01
Walk-in 110	10103110-**XX**-01
Walk-in 115	10103115-**XX**-01
Walk-in 120	10103120-**XX**-01
Walk-in 125	10103125-**XX**-01
Walk-in 130	10103130-**XX**-01
Walk-in 135	10103135-**XX**-01
Walk-in 140	10103140-**XX**-01
Walk-in 145	10103145-**XX**-01
Walk-in 150	10103150-**XX**-01
Walk-in 155	10103155-**XX**-01
Walk-in 160	10103160-**XX**-01

Dimensions are given in mm.

TECHNICAL DRAWINGS

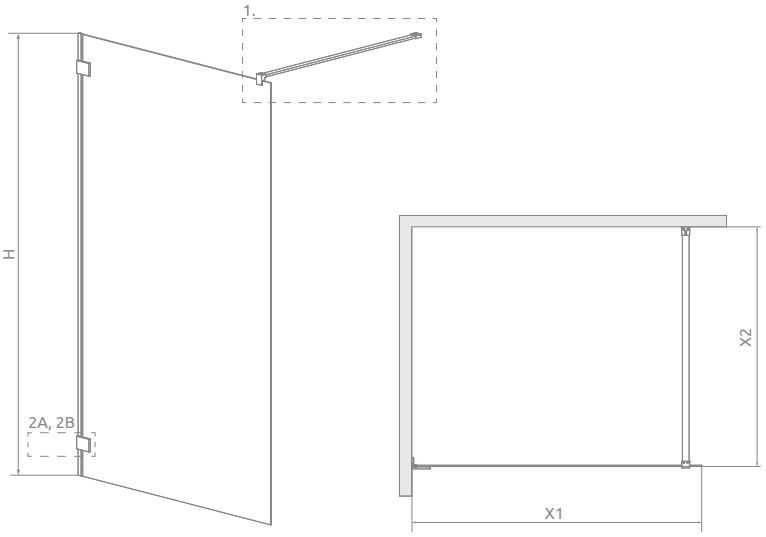

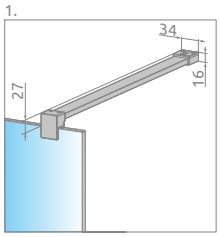

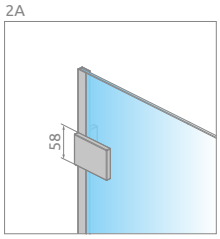

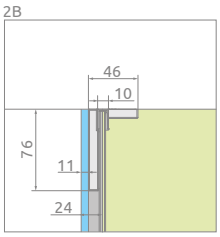

Model	X1	X2	H
Walk-In 50	485-493	max 1200	2000
Walk-In 55	535-543	max 1200	2000
Walk-In 60	585-593	max 1200	2000
Walk-In 65	635-643	max 1200	2000
Walk-In 70	685-693	max 1200	2000
Walk-In 75	735-743	max 1200	2000
Walk-In 80	785-793	max 1200	2000
Walk-In 85	835-843	max 1200	2000
Walk-In 90	885-893	max 1200	2000
Walk-In 95	935-943	max 1200	2000
Walk-In 100	985-993	max 1200	2000
Walk-In 105	1035-1043	max 1200	2000
Walk-In 110	1085-1093	max 1200	2000
Walk-In 115	1135-1143	max 1200	2000
Walk-In 120	1185-1193	max 1200	2000
Walk-In 125	1235-1243	max 1200	2000
Walk-In 130	1285-1293	max 1200	2000
Walk-In 135	1335-1343	max 1200	2000
Walk-In 140	1385-1393	max 1200	2000
Walk-In 145	1435-1443	max 1200	2000
Walk-In 150	1485-1493	max 1200	2000
Walk-In 155	1535-1543	max 1200	2000
Walk-In 160	1585-1593	max 1200	2000



The wall-adjacent sealing profile can fill in the wall irregularities up to about 8 mm.

ADDITIONAL OPTIONS

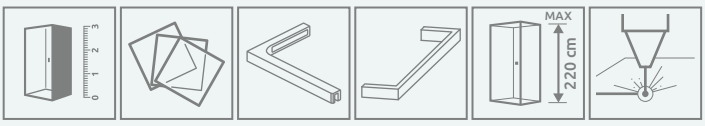

MADE TO MEASURE p. 7 | GLASS VARIANTS p. 11 | STABILIZER L p. 13 | TOWEL HANGER p. 14 | MAXIMUM HEIGHT p. 16 | PRINT/ENGRAVING ON GLASS p. 24/28



Catalogue card of this model is available at **www.radaway.eu**

RECOMMENDED SHOWER TRAYS





Dimensions are given in mm.

Nes Walk-in II

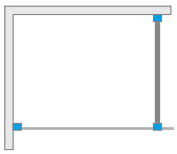

GLASS 6 mm

Easy ® Clean



Profile finish:



01 Chrome **54** Black

It is possible to order this Walk-in in other colours. Orders should be placed through the Non-Standard Shower Enclosure Department.

Other colour versions of products from the series can be found on p. 73



Nes Walk-in II + Kyntos F

In the article number, the symbol **XX** should be replaced with the symbol of the selected colour.

Model	TRANSPARENT GLASS Art. No.	FACTORY / TRANSPARENT GLASS Art. No.	FRAME / TRANSPARENT GLASS Art. No.
Nes Walk-in II 70	10013070-**XX**-01	10013070-54-55	10013070-54-56
Nes Walk-in II 80	10013080-**XX**-01	10013080-54-55	10013080-54-56
Nes Walk-in II 90	10013090-**XX**-01	10013090-54-55	10013090-54-56
Nes Walk-in II 100	10013100-**XX**-01	10013100-54-55	10013100-54-56
Nes Walk-in II 110	10013110-**XX**-01	10013110-54-55	10013110-54-56
Nes Walk-in II 120	10013120-**XX**-01	10013120-54-55	10013120-54-56

It is possible to order one part of the Nes KDD II or Nes KDD B shower enclosure and install it as a Walk-in. Details can be found on p. 240 for KDD II, p. 242 for KDD B. When placing an order, please pay attention to the dimensions and specify that the shower enclosure will be installed as Walk-in.

Catalogue cards of the models are available at **www.radaway.eu**

Nes Walk-in KDD II



Nes Walk-in KDD B



Dimensions are given in mm.

TECHNICAL DRAWINGS



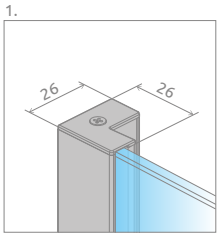

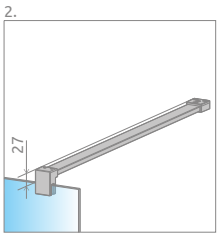

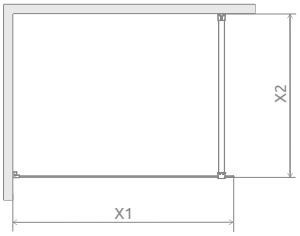

Glass Factory

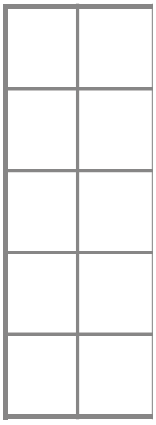

Variant W2



Variant W3



Nes Black Walk-in II Factory



Nes Black Walk-in II Frame

Model	X1	X2	H	Variant
Walk-in II 70	675-690	max 1200	2000	W2
Walk-in II 80	775-790	max 1200	2000	
Walk-in II 90	875-890	max 1200	2000	W3
Walk-in II 100	975-990	max 1200	2000	
Walk-in II 110	1075-1090	max 1200	2000	
Walk-in II 120	1175-1190	max 1200	2000	

ADDITIONAL OPTIONS

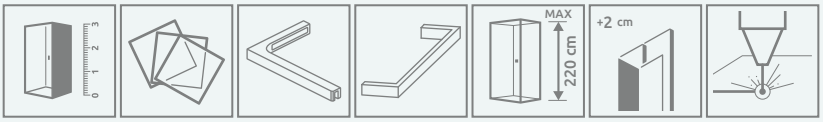

MADE TO MEASURE p. 7 | GLASS VARIANTS p. 11 | STABILIZER L p. 13 | TOWEL HANGER p. 14 | MAXIMUM HEIGHT p. 16 | EXTENSION PROFILES p. 21 | PRINT/ENGRAVING ON GLASS p. 24/28

Extension profiles		Art. No.
	Profil +2 cm*	P01-2762000**XX**

RECOMMENDED SHOWER TRAYS





* possibility of connecting extension profiles
Dimensions are given in mm.

Eos
Walk-in

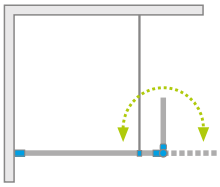








Eos Walk-in + Kyntos F

Profile finish:



01 Chrome

Model	Dimension to the glass panel axis **(Y1)**	TRANSPARENT GLASS Art. No.
Walk-in 80 L	765-780	13799500-01L
Walk-in 80 R	765-780	13799500-01R
Walk-in 90 L	865-880	13799501-01L
Walk-in 90 R	865-880	13799501-01R
Walk-in 100 L	965-980	13799502-01L
Walk-in 100 R	965-980	13799502-01R

Dimensions are given in mm.

TECHNICAL DRAWINGS

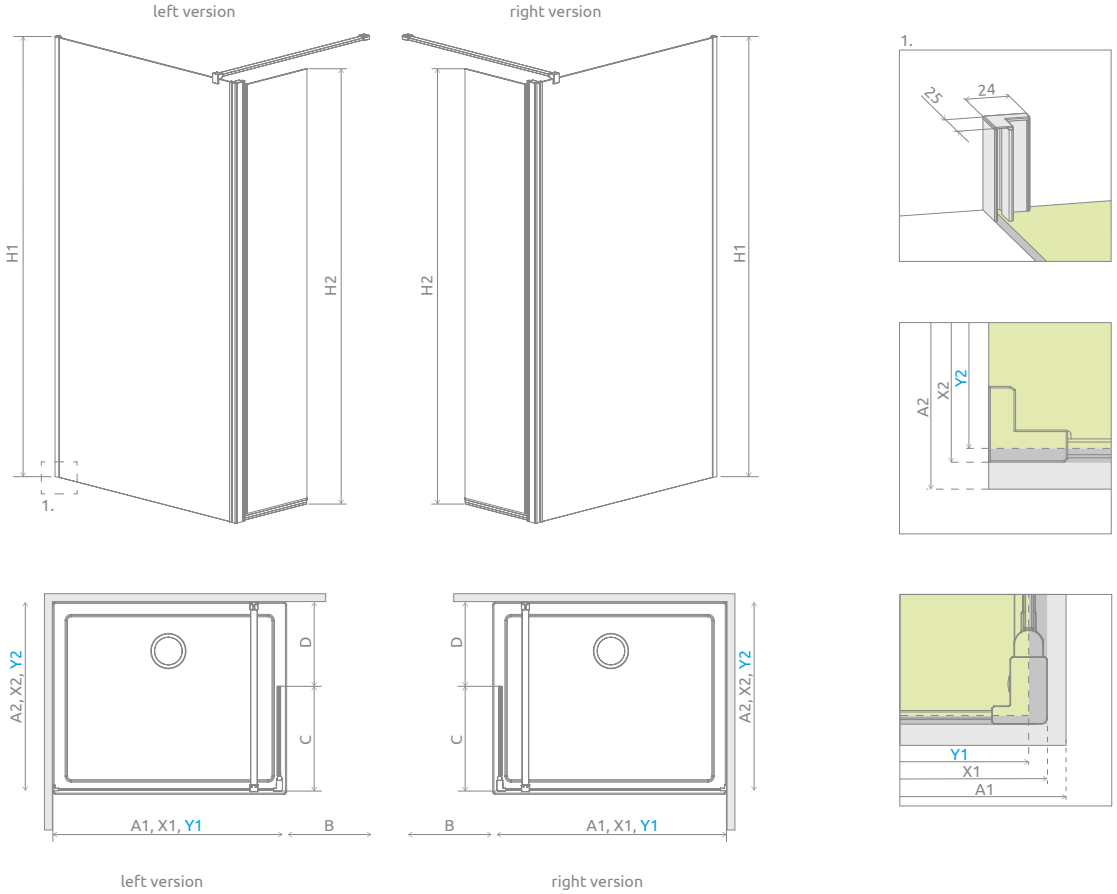

Model	A1	A2	X1	X2	Y1	Y2	B	C	D	H1	H2
Walk-in 80	800	max 1225	778-793	max 1210	765-780	max 1205	300	363-373	max 847	1970	1950
Walk-in 90	900	max 1225	878-893	max 1210	865-880	max 1205	300	363-373	max 847	1970	1950
Walk-in 100	1000	max 1225	978-993	max 1210	965-980	max 1205	300	363-373	max 847	1970	1950

ADDITIONAL OPTIONS

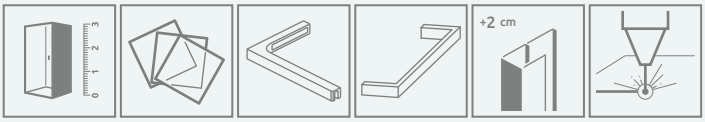

MADE TO MEASURE p. 7 | GLASS VARIANTS p. 11 | STABILIZER L p. 13 | TOWEL HANGER p. 14 | EXTENSION PROFILES p. 21 | PRINT/ENGRAVING ON GLASS p. 24/28

Extension profiles		Art. No.
	Profil U +2 cm	P01-284197001

RECOMMENDED SHOWER TRAYS

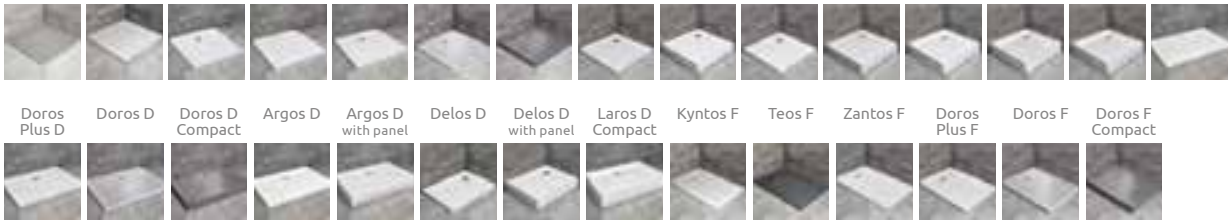

Dimensions are given in mm.

Telescopic support bar

Modo New and Euphoria Walk-in shower enclosure have a stabilizer mounted to the wall as standard. If the situation in the bathroom does not allow to mount such a stabilizer, it is possible to buy a telescopic stabilizer mounted to the ceiling.

When planning the installation of Modo New cabins with a telescopic stabilizer, we have to order a shower enclosure with non-standard dimensions, because the telescopic stabilizer increases the cabin's dimensions by 24 mm. Installation of cabins with a telescopic stabilizer is possible if the edge of the shower tray on which the stabilizer stands is at least 45 mm wide.

Installation of Euphoria Walk-in cabins with a telescopic stabilizer is possible if the edge of the shower tray on which the stabilizer stands is at least 45 mm wide. The only exception is the Euphoria Walk-in III model, which we do not recommend installing on a shower tray. When planning the installation directly on the floor, remember that the telescopic ceiling bracket increases the overall dimensions of the cabin by 24 mm.

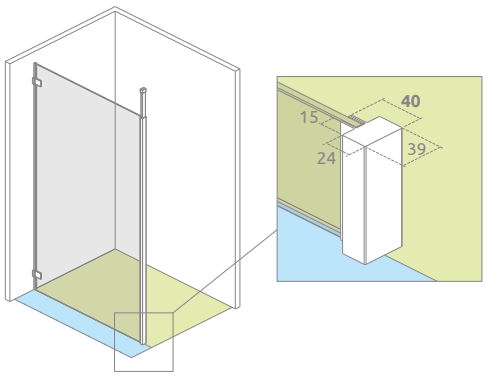

Telescopic support bar	For glass	Height	Colour	Art. No.
	8 mm	max 3000		WD-008-02
				WD-008-02-54

Installation of the walk-in shower enclosure Modo New

With telescopic support bar on the shower tray

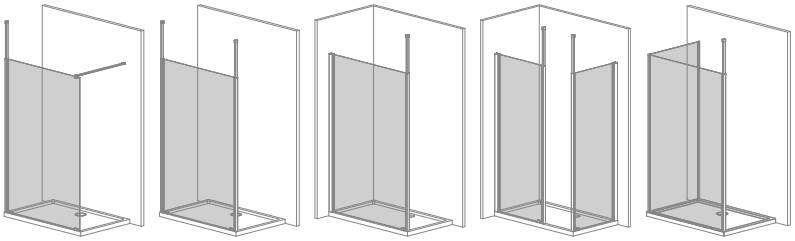

With telescopic support bar directly on the floor (without shower tray)

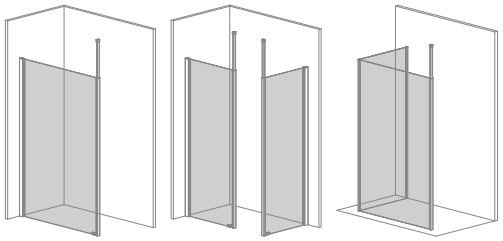

In the case of mounting the shower enclosure on the shower tray you must order the product with non-standard dimensions.

Installation of the walk-in shower enclosures Euphoria Walk-in

With telescopic support bar on the shower tray

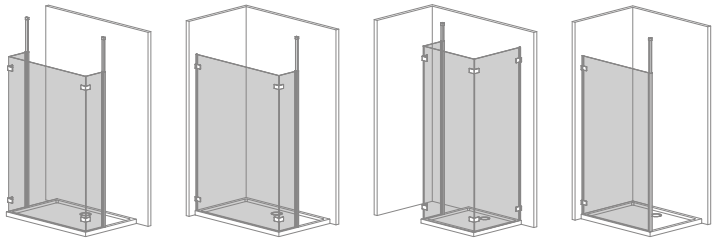

With telescopic support bar directly on the floor (without shower tray)

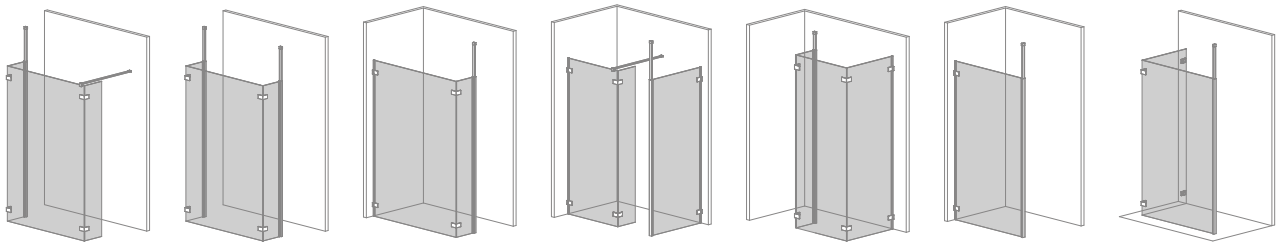



Euphoria Walk-in I

Catalogue card of this model is available at **www.radaway.eu**



Euphoria Walk-in II

Catalogue card of this model is available at **www.radaway.eu**



Euphoria Walk-in III

Catalogue card of this model is available at **www.radaway.eu**

Euphoria Walk-in IV

Catalogue card of this model is available at **www.radaway.eu**



Euphoria Walk-in VI

Catalogue card of this model is available at **www.radaway.eu**



Modo X I

Modo New I

Catalogue cards of this models are available at **www.radaway.eu**





Modo New White II

p. 40



Modo New Black IV

p. 50



Modo SL Brushed Copper II with hanger and print Gradient

p. 46

Modo New Brushed Nickel II

p. 40



Modo XL Black

p. 52



Modo F Gold II

p. 36





Furo Brushed GunMetal Walk-in

p. 58



Essenza Pro Brushed Gold Walk-in II

p. 66



Nes Brushed Gold Walk-in KDD II

p. 68

ARTA / ARTA QL



Tempered safety glass, thickness: 8 mm, compliant with PN:EN 12150:1



Hinges with up and down mechanism



Adjustable wall hinges up to 6 mm



The shower enclosure can be assembled without the sealing profile only when the wall is even and exactly vertical



Glass protected with **EasyClean®** coating



Corner hinge flush-fitted with the glass pane for easy cleaning



Flush-fitting hinges make the glass surface smooth from the inside – the cleaning of your shower enclosure is very simple (assembly without profile – Arta QL)



The wall-adjacent sealing profile can fill in the wall irregularities up to about 10 mm (does not apply to QL series models)

POSSIBILITY OF MOUNTING WITHOUT A THRESHOLD STRIP



More details in the assembly instructions.



Solid support bars ensure stable construction of shower enclosure

For the Arta QL series models, the installation method using swing hinges and brackets without any sealing profiles requires a perfect fit to the walls in the bathroom, which is why all models in this series are offered only in our “Made to Measure” programme.

STANDARD GLASS FINISH



01 Transparent

PROFILE FINISH



03 Chrome+





Chrome **Chrome+**

Chrome+

Vertical profiles and support bars are made in **Chrome+** technology, which ensures higher gloss.

ADDITIONAL OPTIONS



GLASS VARIANTS

Product is available in several glass variants.
Details on p. 11.



POSSIBILITY OF USING INSIDE BRACKETS

Details on p. 17.

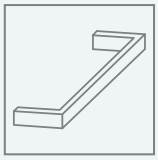

TOWEL HANGER

Possibility to order a rail hanger, ideal for hanging a towel.
Details on p. 14.



MADE TO MEASURE

Products marked with this pictogram are available in our “made to measure” programme eg. with non-standard dimensions, with slants, cutouts for the seat or bath. More information on p. 7 or on our website www.radaway.eu

The **Arta QL** series is available only in “Made to Measure” programme.

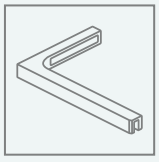

STABILIZER L (SL)

Possibility of replacing the stabilization method with stabilizer L (SL) for a fee. The stabilizer should be ordered together with the shower enclosure – please contact the Non-standard Shower Enclosure Department. Details on p. 13.



Arta
Arta QL

Walk-in
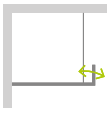
56

KDJ I / QL KDJ I
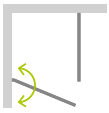
80

KDJ II

82

KDD I / QL KDD I
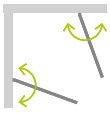
86

KDD II
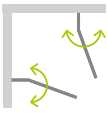
86

KDD B

87

KDS I

87

KDS II

87

DWD+S
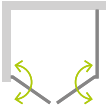
87

DWD+2S
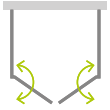
88

DWJ I / QL DWJ I
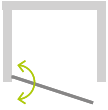
84

DWJ II
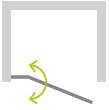
88

DWS / QL DWS
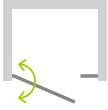
88

DWJS
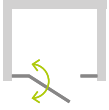
89

DWB

89

DWD / QL DWD
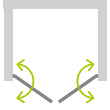
89

PNJ I / QL PNJ I
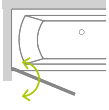
384

PND I

394

Arta
KDJ I / QL KDJ I

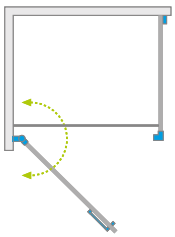





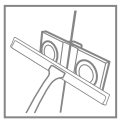







Profile finish:



03 Chrome+



Arta KDJ I + Argos C

Shower enclosure set consists of 2 parts: door and sidewall S1. Please specify all the article numbers when making an order. For the QL KDJ I model, use the configurator (www.konfigurator.radaway.eu) or fill in the order form for a non-standard product.

DOOR

Model	Tray width **(A1)**	Dimension to the glass panel axis **(Y1)**	TRANSPARENT GLASS Art. No.
KDJ I door 80 L	800	773-779	1386081-03-01L
KDJ I door 80 R	800	773-779	1386081-03-01R
KDJ I door 90 L	900	873-879	1386082-03-01L
KDJ I door 90 R	900	873-879	1386082-03-01R
KDJ I door 100 L	1000	973-979	1386083-03-01L
KDJ I door 100 R	1000	973-979	1386083-03-01R
QL KDJ I door 50-100 L	–	500-1000	10102501-03-01L
QL KDJ I door 50-100 R	–	500-1000	10102501-03-01R

SIDEWALL S1

Model	Tray width **(A2)**	Dimension to the glass panel axis **(Y2)**	TRANSPARENT GLASS Art. No.
S1 70	700	673-683	386019-03-01
S1 75	750	723-733	386018-03-01
S1 80	800	773-783	386020-03-01
S1 90	900	873-883	386021-03-01
S1 100	1000	973-983	386022-03-01
S1 110	1100	1073-1083	386023-03-01
S1 120	1200	1173-1183	386024-03-01
QL S1 30-100	–	300-1000	10102509-03-01
QL S1 100-150	–	1001-1500	10102510-03-01

– available only in the “Made to Measure” programme. Please specify the product dimension.

Dimensions are given in mm.

TECHNICAL DRAWINGS

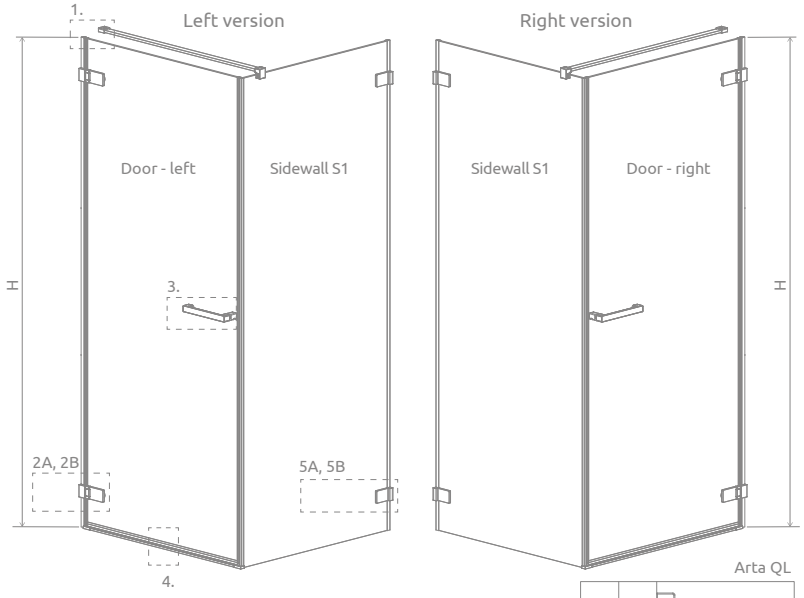

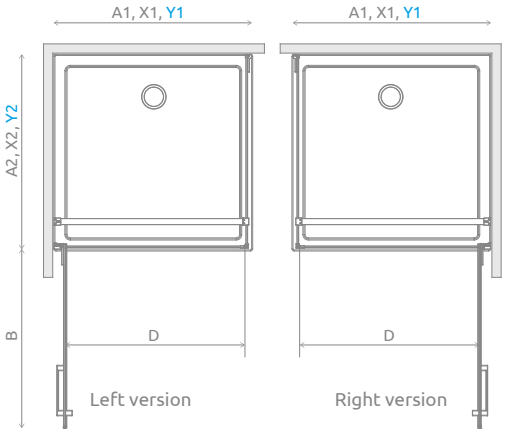

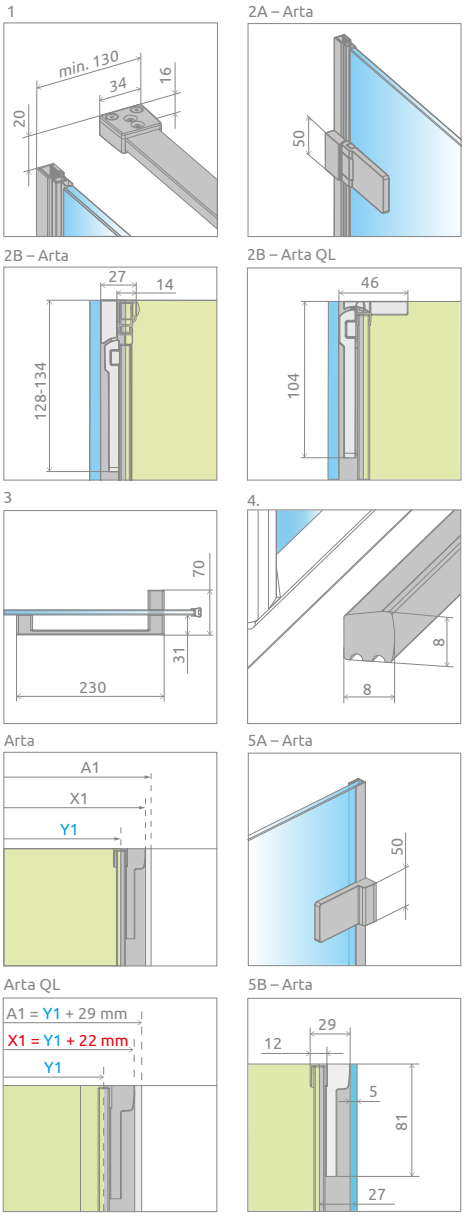

Sidewall	A2	X2	Y2
S1 70	700	692-702	673-683
S1 75	750	742-752	723-733
S1 80	800	792-802	773-783
S1 90	900	892-902	873-883
S1 100	1000	992-1002	973-983
S1 110	1100	1092-1102	1073-1083
S1 120	1200	1192-1202	1173-1183

Door	A1	X1	Y1	B	D	H
KDJ I Door 80	800	795-801	773-779	710	712	2000
KDJ I Door 90	900	895-901	873-879	810	812	2000
KDJ I Door 100	1000	995-1001	973-979	910	912	2000

For the Arta QL shower enclosure, dimensions according to the configurator.


Arta QL KDJ I + Teos F black

ADDITIONAL OPTIONS

Arta

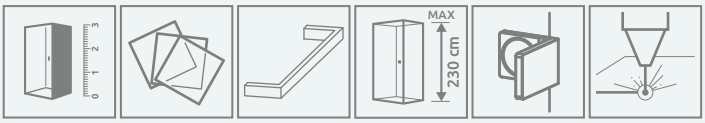

MADE TO MEASURE p. 7 | GLASS VARIANTS p. 11 | TOWEL HANGER p. 14 | MAXIMUM HEIGHT p. 16 | INSIDE BRACKETS p. 17 | PRINT/ENGRAVING ON GLASS p. 24/28

RECOMMENDED SHOWER TRAYS



Dimensions are given in mm.

Arta
KDJ II

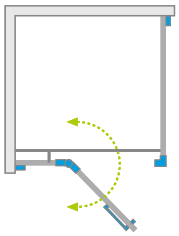



Profile finish:



03 Chrome+



Arta KDJ II + Giaros D

Shower enclosure set consists of 3 parts: front (two elements) and sidewall S1. Please specify all the article numbers when making an order.

FRONT (consists of two elements, each with individual article number)

Model	Tray width **(A1)**	Dimension to the glass panel axis **(Y1)**	Element	TRANSPARENT GLASS Art. No.
KDJ II front 80 L	800	773-783	Door G 520 L	386420-03-01L
			KDJ II front wall 227 L	1386040-03-01L
KDJ II front 80 R	800	773-783	Door G 520 R	386420-03-01R
			KDJ II front wall 227 R	1386040-03-01R
KDJ II front 90 L	900	873-883	Door G 620 L	386455-03-01L
			KDJ II front wall 227 L	1386040-03-01L
KDJ II front 90 R	900	873-883	Door G 620 R	386455-03-01R
			KDJ II front wall 227 R	1386040-03-01R
KDJ II front 100 L	1000	973-983	Door G 620 L	386455-03-01L
			KDJ II front wall 327 L	1386042-03-01L
KDJ II front 100 R	1000	973-983	Door G 620 R	386455-03-01R
			KDJ II front wall 327 R	1386042-03-01R
KDJ II front 110 L	1100	1073-1083	Door G 820 L	386457-03-01L
			KDJ II front wall 227 L	1386040-03-01L
KDJ II front 110 R	1100	1073-1083	Door G 820 R	386457-03-01R
			KDJ II front wall 227 R	1386040-03-01R
KDJ II front 120 L	1200	1173-1183	Door G 820 L	386457-03-01L
			KDJ II front wall 327 L	1386042-03-01L
KDJ II front 120 R	1200	1173-1183	Door G 820 R	386457-03-01R
			KDJ II front wall 327 R	1386042-03-01R
KDJ II front 130 L	1300	1273-1283	Door G 820 L	386457-03-01L
			KDJ II front wall 427 L	1386045-03-01L
KDJ II front 130 R	1300	1273-1283	Door G 820 R	386457-03-01R
			KDJ II front wall 427 R	1386045-03-01R
KDJ II front 140 L	1400	1373-1383	Door G 820 L	386457-03-01L
			KDJ II front wall 527 L	1386046-03-01L
KDJ II front 140 R	1400	1373-1383	Door G 820 R	386457-03-01R
			KDJ II front wall 527 R	1386046-03-01R

SIDEWALL S1

Model	Tray width **(A2)**	Dimension to the glass panel axis **(Y2)**	TRANSPARENT GLASS Art. No.
S1 70	700	673-683	386019-03-01
S1 75	750	723-733	386018-03-01
S1 80	800	773-783	386020-03-01
S1 90	900	873-883	386021-03-01
S1 100	1000	973-983	386022-03-01
S1 110	1100	1073-1083	386023-03-01
S1 120	1200	1173-1183	386024-03-01

Dimensions are given in mm.

TECHNICAL DRAWINGS

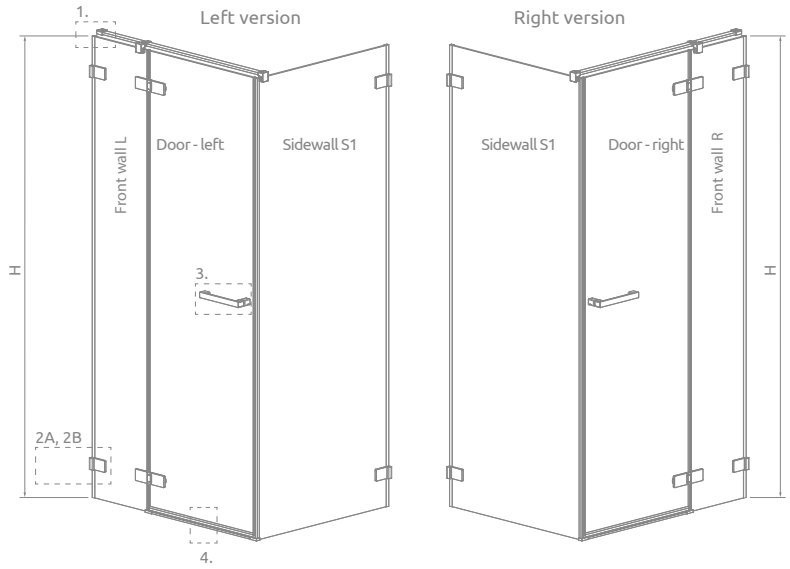

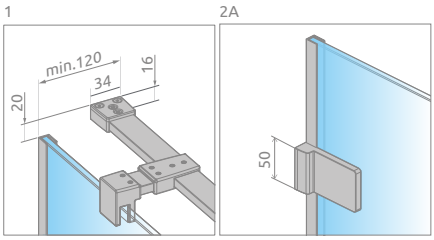

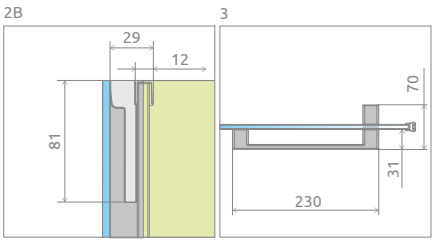

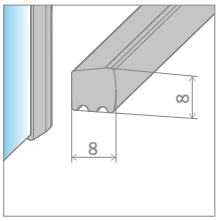

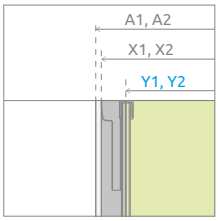

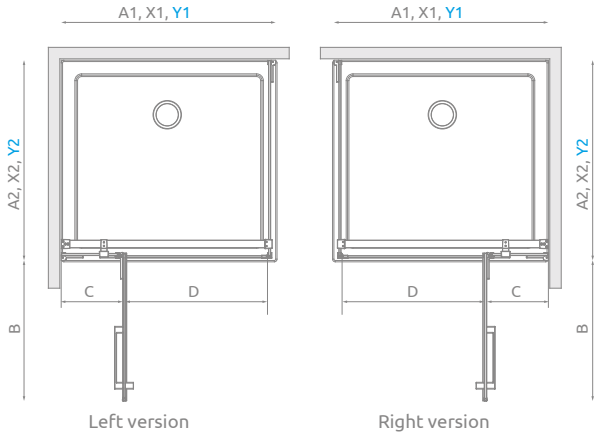

Front	A1	X1	Y1	B	C	D	H
KDJ II Front 80	800	795-805	773-783	502	248-258	510	2000
KDJ II Front 90	900	895-905	873-883	602	248-258	610	2000
KDJ II Front 100	1000	995-1005	973-983	602	348-358	610	2000
KDJ II Front 110	1100	1095-1105	1073-1083	802	248-258	810	2000
KDJ II Front 120	1200	1195-1205	1173-1183	802	348-358	810	2000
KDJ II Front 130	1300	1295-1305	1273-1283	802	448-458	810	2000
KDJ II Front 140	1400	1395-1405	1373-1383	802	548-558	810	2000

Sidewall	A2	X2	Y2
S1 70	700	695-705	673-683
S1 75	750	745-755	723-733
S1 80	800	795-805	773-783
S1 90	900	895-905	873-883
S1 100	1000	995-1005	973-983
S1 110	1100	1095-1105	1073-1083
S1 120	1200	1195-1205	1173-1183

ADDITIONAL OPTIONS

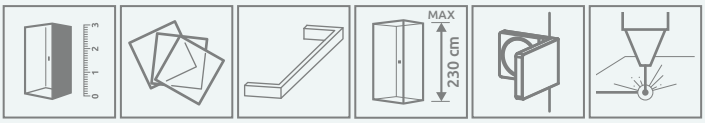

MADE TO MEASURE p. 7 | GLASS VARIANTS p. 11 | TOWEL HANGER p. 14 | MAXIMUM HEIGHT p. 16 | INSIDE BRACKETS p. 17 | PRINT/ENGRAVING ON GLASS p. 24/28

RECOMMENDED SHOWER TRAYS





Dimensions are given in mm.

Arta
DWJ I / QL DWJ I

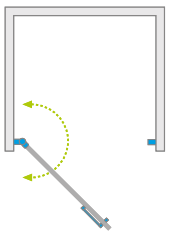





Arta DWJ I + Giaros C

Profile finish:



03 Chrome+

For the QL DWJ I model, use the configurator (www.konfigurator.radaway.eu) or fill in the order form for a non-standard product.

Model	Width of niche (X)	TRANSPARENT GLASS Art. No.
DWJ I 70 L	693-707	386070-03-01L
DWJ I 70 R	693-707	386070-03-01R
DWJ I 80 L	793-807	386071-03-01L
DWJ I 80 R	793-807	386071-03-01R
DWJ I 90 L	893-907	386072-03-01L
DWJ I 90 R	893-907	386072-03-01R
DWJ I 100 L	993-1007	386073-03-01L
DWJ I 100 R	993-1007	386073-03-01R
QL DWJ I 50-100 L	500-1000	10102503-03-01L
QL DWJ I 50-100 R	500-1000	10102503-03-01R

– available only in the “Made to Measure” programme. Please specify the product dimension.

Dimensions are given in mm.

TECHNICAL DRAWINGS

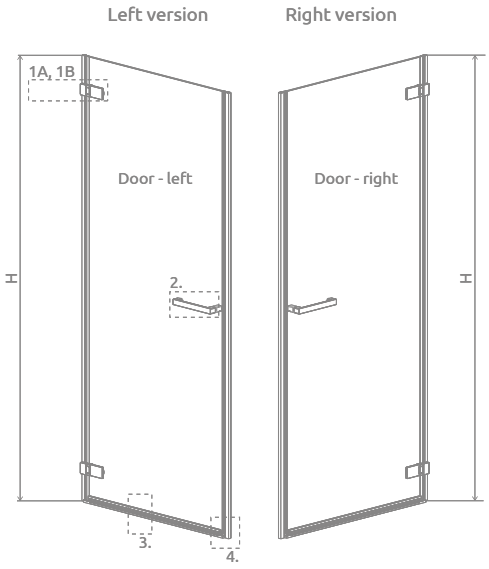

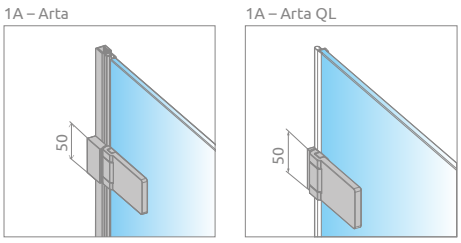

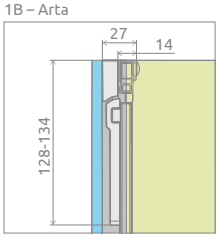

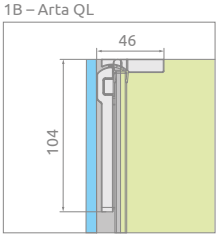

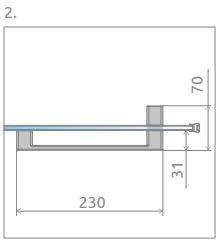

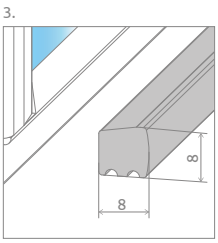

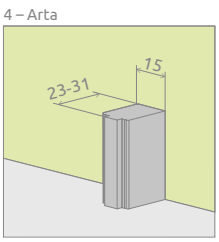

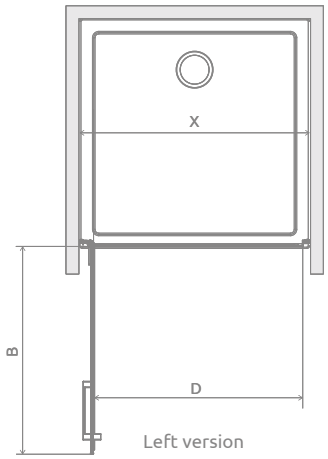

Model	X	B	D	H
DWJ I 70	693-707	614	616	2000
DWJ I 80	793-807	714	716	2000
DWJ I 90	893-907	814	816	2000
DWJ I 100	993-1007	914	916	2000


Arta QL DWJ I + Giaros D

For the Arta QL shower enclosure, dimensions according to the configurator.

ADDITIONAL OPTIONS

Arta

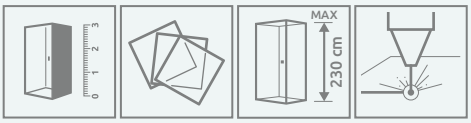

MADE TO MEASURE p. 7 | GLASS VARIANTS p. 11 | MAXIMUM HEIGHT p. 16 | PRINT/ENGRAVING ON GLASS p. 24/28

RECOMMENDED SHOWER TRAYS





Dimensions are given in mm.

Arta KDD I

Catalogue card
of this model
is available at
www.radaway.eu



Arta QL KDD I

Catalogue card
of this model
is available at
www.radaway.eu



Arta KDD II

Catalogue card
of this model
is available at
www.radaway.eu





Arta KDD B

Catalogue card
of this model
is available at
www.radaway.eu



Arta KDS I

Catalogue cards
of this models
are available at
www.radaway.eu

Arta KDS II





Arta DWD+S

Catalogue card
of this model
is available at
www.radaway.eu

Arta DWD+2S

Catalogue card
of this model
is available at
www.radaway.eu



Arta DWJ II

Catalogue card
of this model
is available at
www.radaway.eu





Arta DWS

Catalogue cards
of this models
are available at
www.radaway.eu

Arta QL DWS





Arta DWJS

Catalogue card
of this model
is available at
www.radaway.eu



Arta DWB

Catalogue card
of this model
is available at
www.radaway.eu



Arta DWD

Catalogue cards
of this models
are available at
www.radaway.eu

Arta QL DWD



EUPHORIA



Tempered safety glass, thickness: 8 mm, compliant with PN:EN 12150:1



Flush-fitting hinges make the glass surface smooth from the inside - the cleaning of your shower enclosure is very simple



Solid support bars ensure stable construction of shower enclosure



Elegant chrome details



Glass protected with EasyClean® coating



Gaskets ensuring leak proof performance



The wall-adjacent sealing profile can fill in the wall irregularities up to about 10 mm



The shower enclosure can be assembled without the sealing profile only when the wall is even and exactly vertical

STANDARD GLASS FINISH



01 Transparent

PROFILE FINISH



01 Chrome

POSSIBILITY OF MOUNTING WITHOUT A THRESHOLD STRIP*

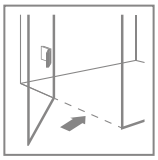

More details in the assembly instructions.



Elegant chrome details



Tempered safety glass 8 mm

POSSIBILITY OF USING INSIDE BRACKETS

Details on p. 17.

ADDITIONAL OPTIONS

GLASS VARIANTS

Product is available in several glass variants.
Details on p. 11.

PROFILE **CHROME+**

Possibility to order vertical profiles and support bars in **Chrome+** technology, which ensures higher gloss.



Chrome **Chrome+**

MADE TO MEASURE

Products marked with this pictogram are available in our "made to measure" programme eg. with non-standard dimensions, with slants, cutouts for the seat or bath. More information on p. 7 or on our website www.radaway.eu

TOWEL HANGER

Possibility to order a rail hanger, ideal for hanging a towel.
Details on p. 14.

STABILIZER L (SL)

Possibility of replacing the stabilization method with stabilizer L (SL) for a fee. The stabilizer should be ordered together with the shower enclosure – please contact the Customer Service Department.
Details on p. 13.

* except the PDD model



Euphoria

Walk-in I

73

Walk-in II

73

Walk-in III
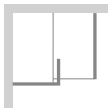
73

Walk-in IV
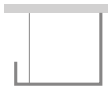
74

Walk-in V

54

Walk-in VI

74

PDD
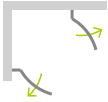
96

KDJ
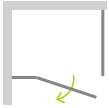
92

KDD
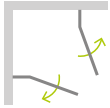
96

KDJ+S
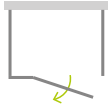
97

KDJ P

97

DWJ
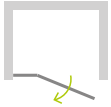
94

PND II
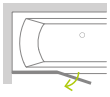
404

Euphoria KDJ

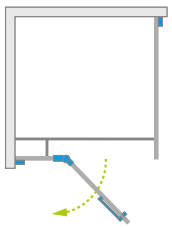







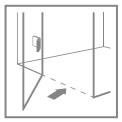

Profile finish:



01 Chrome



Shower enclosure set consists of 3 parts: front (two elements) and sidewall S1. Please specify all the article numbers when making an order.

FRONT (consists of two elements, each with individual article number)

Model	Tray width **(A1)**	Dimension to the glass panel axis **(Y1)**	Element	TRANSPARENT GLASS Art. No.
KDJ front 80 L	800	773-783	Door G 512 L	383512-01L
			KDJ front wall 243 L	383241-01L
KDJ front 80 R	800	773-783	Door G 512 R	383512-01R
			KDJ front wall 243 R	383241-01R
KDJ front 90 L	900	873-883	Door G 612 L	383612-01L
			KDJ front wall 243 L	383241-01L
KDJ front 90 R	900	873-883	Door G 612 R	383612-01R
			KDJ front wall 243 R	383241-01R
KDJ front 100 L	1000	973-983	Door G 612 L	383612-01L
			KDJ front wall 343 L	383240-01L
KDJ front 100 R	1000	973-983	Door G 612 R	383612-01R
			KDJ front wall 343 R	383240-01R
KDJ front 110 L	1100	1073-1083	Door G 812 L	383812-01L
			KDJ front wall 243 L	383241-01L
KDJ front 110 R	1100	1073-1083	Door G 812 R	383812-01R
			KDJ front wall 243 R	383241-01R
KDJ front 120 L	1200	1173-1183	Door G 812 L	383812-01L
			KDJ front wall 343 L	383240-01L
KDJ front 120 R	1200	1173-1183	Door G 812 R	383812-01R
			KDJ front wall 343 R	383240-01R

SIDEWALL S1

Model	Tray width **(A2)**	Dimension to the glass panel axis **(Y2)**	TRANSPARENT GLASS Art. No.
S1 70	700	673-683	383055-01
S1 75	750	723-733	383056-01
S1 80	800	773-783	383051-01
S1 90	900	873-883	383050-01
S1 100	1000	973-983	383052-01
S1 110	1100	1073-1083	383053-01
S1 120	1200	1173-1183	383054-01

Dimensions are given in mm.

TECHNICAL DRAWINGS

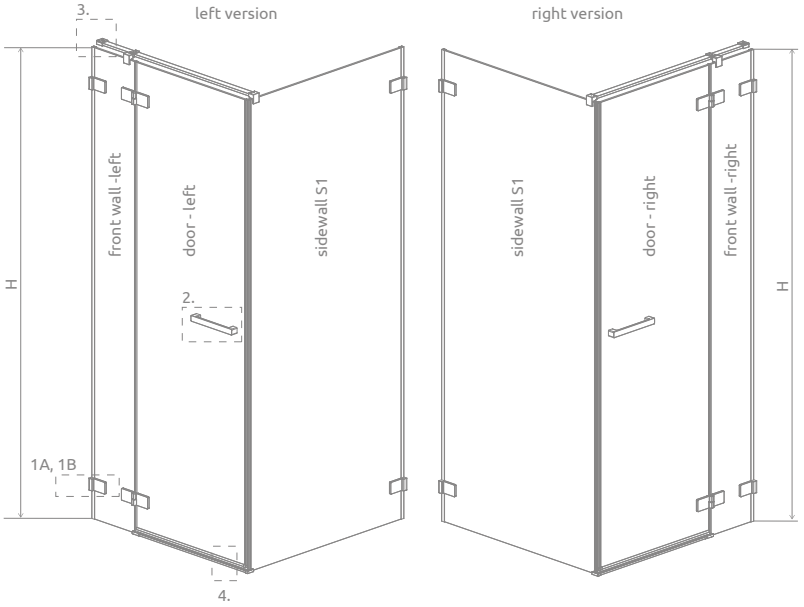

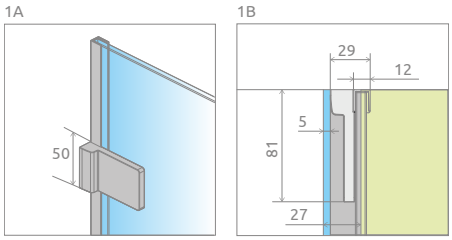

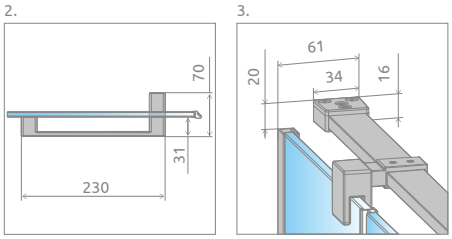

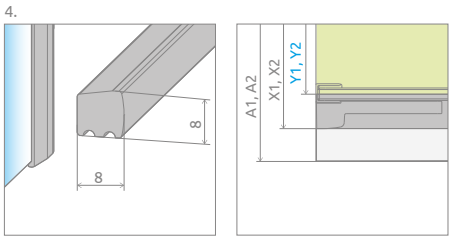

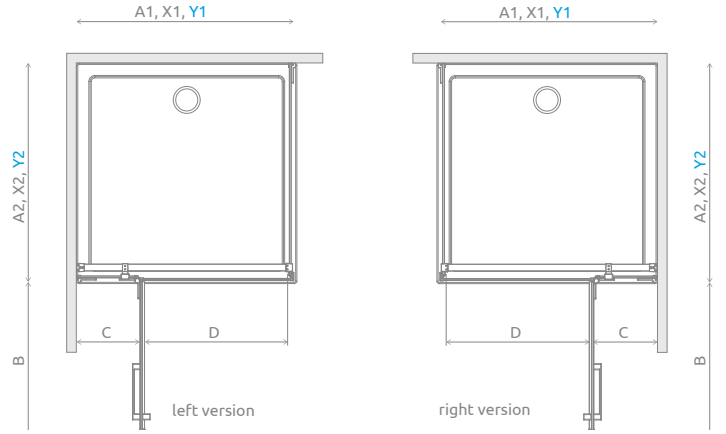

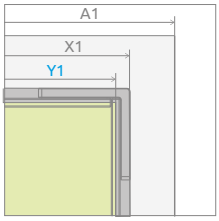

Door	A1	X1	Y1	B	C	D	H
KDJ door 80	800	795-805	773-783	540	260-270	500	2000
KDJ door 90	900	895-905	873-883	640	260-270	600	2000
KDJ door 100	1000	995-1005	973-983	640	360-370	600	2000
KDJ door 110	1100	1095-1105	1073-1083	840	260-270	800	2000
KDJ door 120	1200	1195-1205	1173-1183	840	360-370	800	2000

Sidewall S1	A2	X2	Y2
S1 70	700	695-705	673-683
S1 75	750	745-755	723-733
S1 80	800	795-805	773-783
S1 90	900	895-905	873-883
S1 100	1000	995-1005	973-983
S1 110	1100	1095-1005	1073-1083
S1 120	1200	1195-1205	1173-1183

ADDITIONAL OPTIONS

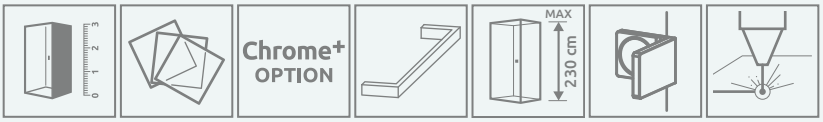

MADE TO MEASURE p. 7 | GLASS VARIANTS p. 11 | PROFILE CHROME+ p. 12 | TOWEL HANGER p. 14 | MAXIMUM HEIGHT p. 16 | INSIDE BRACKETS p. 17 | PRINT/ENGRAVING ON GLASS p. 24/28

RECOMMENDED SHOWER TRAYS





Dimensions are given in mm.

Euphoria DWJ

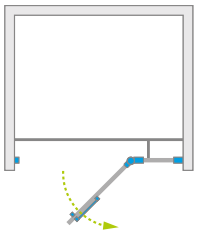







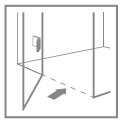



Euphoria DWJ + Giaros D

Profile finish:



01 Chrome

Shower enclosure set consists of 2 parts: door and front wall. Please specify both article numbers when making an order.

Model	Width of niche (X)	Element	TRANSPARENT GLASS Art. No.
DWJ 80 L	794-812	Door G 512 L	383512-01L
		DWJ front wall 243 L	383212-01L
DWJ 80 R	794-812	Door G 512 R	383512-01R
		DWJ front wall 243 R	383212-01R
DWJ 90 L	894-912	Door G 612 L	383612-01L
		DWJ front wall 243 L	383212-01L
DWJ 90 R	894-912	Door G 612 R	383612-01R
		DWJ front wall 243 R	383212-01R
DWJ 100 L	994-1012	Door G 612 L	383612-01L
		DWJ front wall 343 L	383214-01L
DWJ 100 R	994-1012	Door G 612 R	383612-01R
		DWJ front wall 343 R	383214-01R
DWJ 110 L	1094-1112	Door G 812 L	383812-01L
		DWJ front wall 243 L	383212-01L
DWJ 110 R	1094-1112	Door G 812 R	383812-01R
		DWJ front wall 243 R	383212-01R
DWJ 120 L	1194-1212	Door G 812 L	383812-01L
		DWJ front wall 343 L	383214-01L
DWJ 120 R	1194-1212	Door G 812 R	383812-01R
		DWJ front wall 343 R	383214-01R
DWJ 130 L	1294-1312	Door G 812 L	383812-01L
		DWJ front wall 443 L	383217-01L
DWJ 130 R	1294-1312	Door G 812 R	383812-01R
		DWJ front wall 443 R	383217-01R

Dimensions are given in mm.

TECHNICAL DRAWINGS

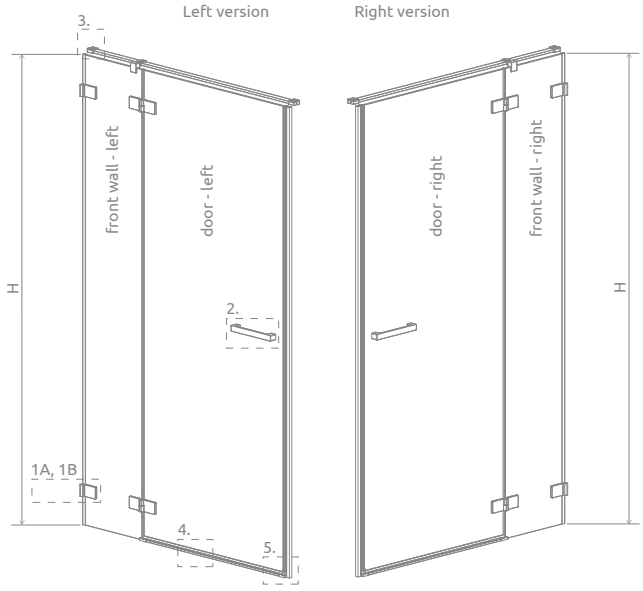

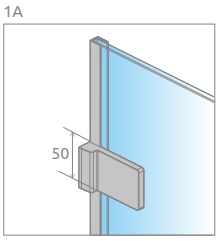

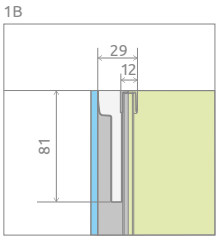

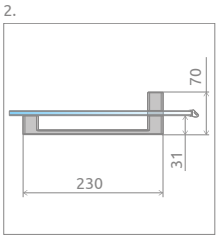

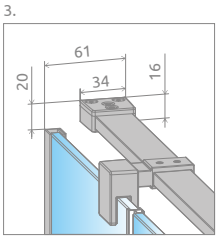

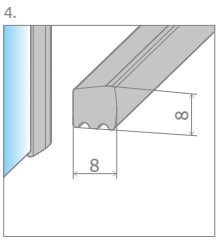

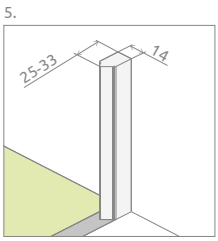

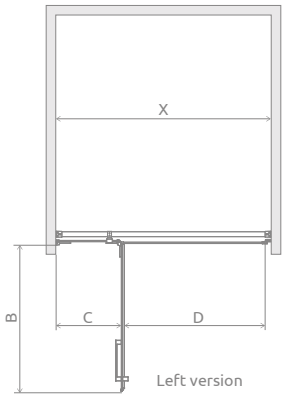

Model	X	B	C	D	H
DWJ 80*	794-812	540	260-270	500	2000
DWJ 90*	894-912	640	260-270	600	2000
DWJ 100*	994-1012	640	360-370	600	2000
DWJ 110*	1094-1112	840	260-270	800	2000
DWJ 120*	1194-1212	840	360-370	800	2000
DWJ 130	1294-1312	840	460-470	800	2000

ADDITIONAL OPTIONS

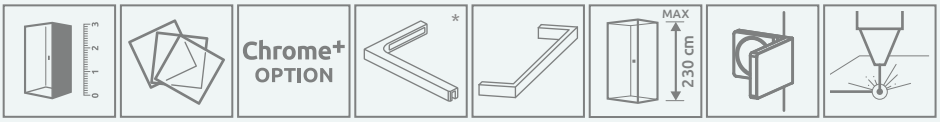

MADE TO MEASURE p. 7 | GLASS VARIANTS p. 11 | PROFILE CHROME+ p. 12 | STABILIZER L p. 13 | TOWEL HANGER p. 14 | MAXIMUM HEIGHT p. 16 | INSIDE BRACKETS p. 17 | PRINT/ENGRAVING ON GLASS p. 24/28

RECOMMENDED SHOWER TRAYS



Kyntos C | Teos C | Zantos C | Giaros C | Doros Plus C | Doros C | Doros C Compact | Delos C | Argos C | Argos C with panel | Siros C | Siros C Compact | Giaros D | Doros Plus D | Doros D



Doros D Compact | Argos D | Argos D with panel | Laros D Compact | Kyntos F | Teos F | Zantos F | Doros Plus F | Doros F | Doros F Compact

Dimensions are given in mm.

Euphoria PDD

Catalogue card
of this model
is available at
www.radaway.eu



Euphoria KDD

Catalogue card
of this model
is available at
www.radaway.eu





Euphoria KDJ+S

Catalogue card of this model is available at **www.radaway.eu**



Euphoria KDJ P

Catalogue card of this model is available at **www.radaway.eu**

FURO / FURO SL



Tempered safety glass, thickness: 8 mm, compliant with PN:EN 12150:1



A stabilizing grip with an innovative door slowing system



Scratch-resistant threshold strip



Rollers with a smooth adjustment system



Glass protected with EasyClean® coating



The roller from the inside flush with the glass facilitates cleaning of the cabin.



Bumper integrated within the threshold strip



Ergonomic handle

STANDARD GLASS FINISH



01 Transparent



Adjustment system compensating the wall irregularities up to 10 mm



Cleaner – a practical accessory that facilitates cleaning of the space between the glass panes.

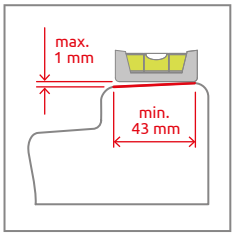

When installed on a shower tray - the minimum width of the edge of the shower tray is 43 mm, and its slope max 1 mm.

PROFILE FINISH

Glossy:



01 Chrome



09 Gold

Matte:



54 Black

Brushed:



91 Nickel



99 Gold



92 GunMetal



93 Copper

Photos of products in colour variants can be found on p. 112

ADDITIONAL OPTIONS



GLASS VARIANTS

Product is available in several glass variants. Details on p. 11.

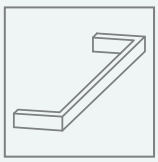

TOWEL HANGER

Possibility to order a rail hanger, ideal for hanging a towel. Details on p. 14.

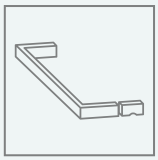

REPLACING THE HANDLE FOR A RAILING HANDLE

Details on p. 15.



MADE TO MEASURE

Products marked with this pictogram are available in our “made to measure” programme eg. with non-standard dimensions, with slants, cutouts for the seat or bath. Details on p. 7 or on our website www.radaway.eu

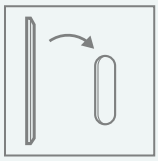

HANDLE EXCHANGE TO CUT-OUT IN GLASS

It is possible to replace the standard handle with a 35×120 mm hole cut in the glass pane. Please contact the Customer Service Department at the ordering stage. Details on p. 15.

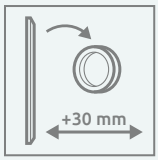

HANDLE EXCHANGE TO ROUND HANDLE

It is possible to extend the entrance by 30 mm by replacing the vertical handle with a round handle*. Please contact the Customer Service Department. Details on p. 15.

* only chrome, gold and black colour



Furo

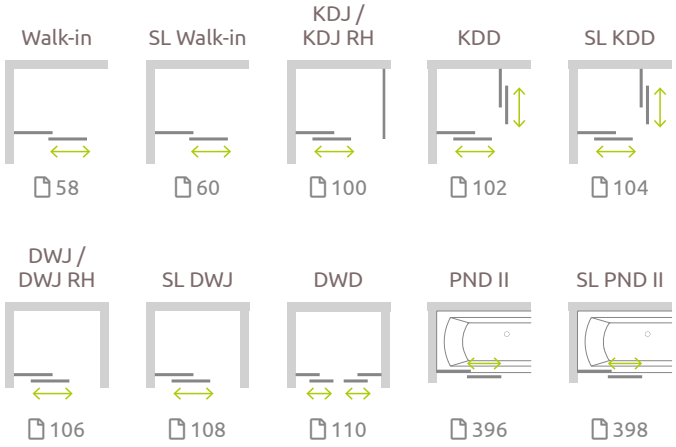
Walk-in
58
SL Walk-in
60
KDJ /
KDJ RH
100
KDD
102
SL KDD
104
DWJ /
DWJ RH
106
SL DWJ
108
DWD
110
PND II
396
SL PND II
398

Furo KDJ

GLASS 8 mm

Easy Clean®

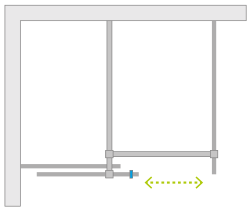

Profile finish:

Glossy:



01 Chrome



09 Gold



54 Black

Brushed:



91 Nickel



99 Gold



92 GunMetal



93 Copper

Other colour versions of products from the series can be found on p. 112



Furo KDJ + Teos F Cemento

Shower enclosure set consists of 3 parts: front (two elements) and sidewall S1. Please specify all the article numbers when making an order. In the article number, the symbol **XX** should be replaced with the symbol of the selected colour.

FRONT (consists of two elements, each with individual article number)

Model	Element	TRANSPARENT GLASS Art. No.
KDJ front 90 L	KDJ door 472 L	10104472-**XX**-01L
	Front wall 430	10110430-01-01
KDJ front 90 R	KDJ door 472 R	10104472-**XX**-01R
	Front wall 430	10110430-01-01
KDJ front 100 L	KDJ door 522 L	10104522-**XX**-01L
	Front wall 480	10110480-01-01
KDJ front 100 R	KDJ door 522 R	10104522-**XX**-01R
	Front wall 480	10110480-01-01
KDJ front 110 L	KDJ door 572 L	10104572-**XX**-01L
	Front wall 530	10110530-01-01
KDJ front 110 R	KDJ door 572 R	10104572-**XX**-01R
	Front wall 530	10110530-01-01
KDJ front 120 L	KDJ door 622 L	10104622-**XX**-01L
	Front wall 580	10110580-01-01
KDJ front 120 R	KDJ door 622 R	10104622-**XX**-01R
	Front wall 580	10110580-01-01
KDJ front 130 L	KDJ door 672 L	10104672-**XX**-01L
	Front wall 630	10110630-01-01
KDJ front 130 R	KDJ door 672 R	10104672-**XX**-01R
	Front wall 630	10110630-01-01
KDJ front 140 L	KDJ door 722 L	10104722-**XX**-01L
	Front wall 680	10110680-01-01
KDJ front 140 R	KDJ door 722 R	10104722-**XX**-01R
	Front wall 680	10110680-01-01
KDJ front 150 L	KDJ door 772 L	10104772-**XX**-01L
	Front wall 730	10110730-01-01
KDJ front 150 R	KDJ door 772 R	10104772-**XX**-01R
	Front wall 730	10110730-01-01
KDJ front 160 L	KDJ door 822 L	10104822-**XX**-01L
	Front wall 780	10110780-01-01
KDJ front 160 R	KDJ door 822 R	10104822-**XX**-01R
	Front wall 780	10110780-01-01

SIDEWALL S1 (universal for all profile colours)

Model	TRANSPARENT GLASS Art. No.
S1 70	10113070-01-01
S1 75	10113075-01-01
S1 80	10113080-01-01
S1 90	10113090-01-01
S1 100	10113100-01-01
S1 110	10113110-01-01
S1 120	10113120-01-01

Dimensions are given in mm.

TECHNICAL DRAWINGS

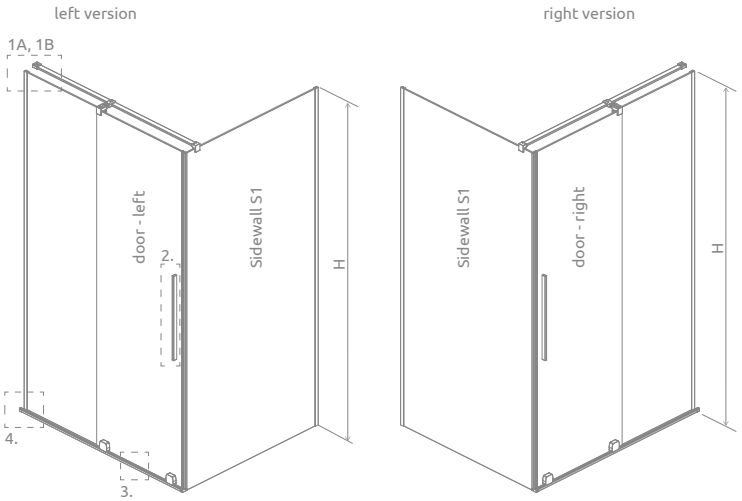

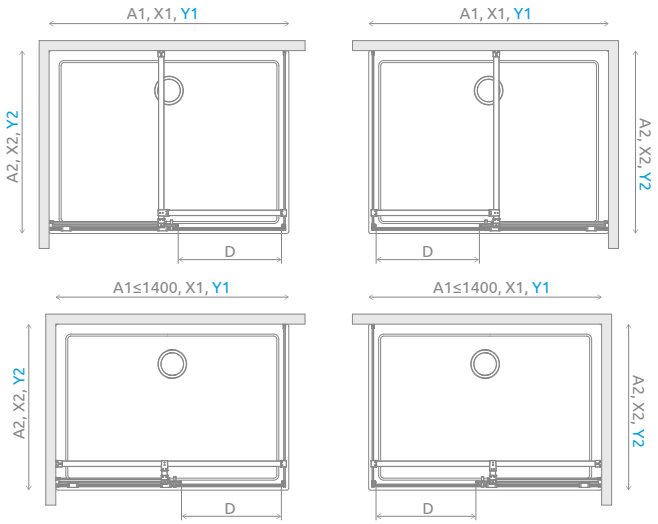

When installed on a shower tray – the minimum width of the edge of the shower tray is 43 mm, and its slope max 1 mm.

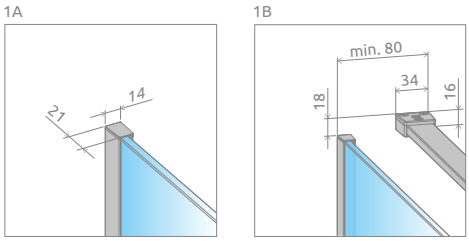

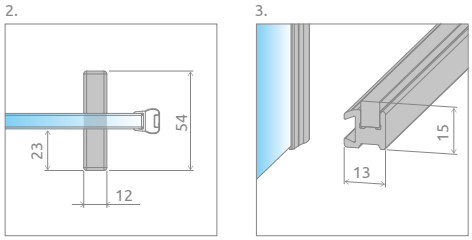

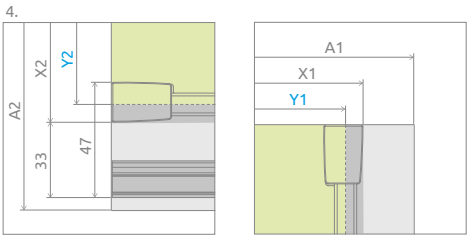

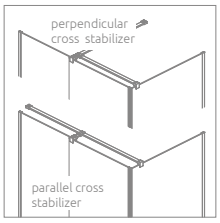

If the width of the front (A1) is ≤ 1400, we can use two types of stabilization – perpendicular or parallel (delivered as standard). This option should be clearly stated in the order.



Furo KDJ RH

Catalogue sheets are available at www.radaway.eu

Front	A1	X1	Y1	D	H
KDJ front 90	900	885-895	879-889	370	2000
KDJ front 100	1000	985-995	979-989	420	2000
KDJ front 110	1100	1085-1095	1079-1089	470	2000
KDJ front 120	1200	1185-1195	1179-1189	520	2000
KDJ front 130	1300	1285-1295	1279-1289	570	2000
KDJ front 140	1400	1385-1395	1379-1389	620	2000
KDJ front 150	1500	1485-1495	1479-1489	670	2000
KDJ front 160	1600	1585-1595	1579-1589	720	2000

Sidewall S1	A2	X2	Y2
S1 70	700	650-660	644-654
S1 75	750	700-710	694-704
S1 80	800	750-760	744-754
S1 90	900	850-860	844-854
S1 100	1000	950-960	944-954
S1 110	1100	1050-1060	1044-1054
S1 120	1200	1150-1160	1144-1154



It is possible to make the product with a railing handle which also functions as a towel hanger.

ADDITIONAL OPTIONS

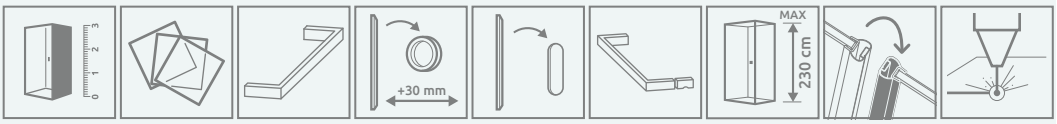

MADE TO MEASURE p. 7 | GLASS VARIANTS p. 11 | TOWEL HANGER p. 14 | WIDER ENTRANCE p. 15 | EXCHANGE OF HANDLE FOR A HOLE CUT IN GLASS p. 15 | REPLACING THE HANDLE FOR A RAILING HANDLE p. 15 | MAXIMUM HEIGHT p. 16 | GASKETS COLOUR EXCHANGE p. 17 | PRINT/ENGRAVING ON GLASS p. 24/28



There is a possibility of a paid replacement of transparent gaskets for black gaskets:
– option no.1 – only magnetic gaskets,
– option no. 2 – all gaskets (magnetic, vertical and horizontal).
The selected option must be clearly stated in the order.

RECOMMENDED SHOWER TRAYS



Dimensions are given in mm.

Furo KDD

Other colour versions of products from the series can be found on p. 112

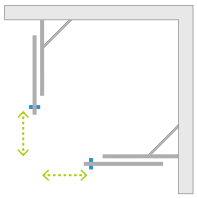







Profile finish:

Glossy:



01 Chrome



09 Gold



54 Black

Matte:

Brushed:



91 Nickel



99 Gold



92 GunMetal



93 Copper



Shower enclosure set consists of 2 parts: left and right. In the article number, the symbol **XX** should be replaced with the symbol of the selected colour. Please specify both article numbers when making an order.

LEFT PART

Model	TRANSPARENT GLASS Art. No.
KDD 80 L	10105080-**XX**-01L
KDD 90 L	10105090-**XX**-01L
KDD 100 L	10105100-**XX**-01L
KDD 110 L	10105110-**XX**-01L
KDD 120 L	10105120-**XX**-01L

RIGHT PART

Model	TRANSPARENT GLASS Art. No.
KDD 80 R	10105080-**XX**-01R
KDD 90 R	10105090-**XX**-01R
KDD 100 R	10105100-**XX**-01R
KDD 110 R	10105110-**XX**-01R
KDD 120 R	10105120-**XX**-01R

Dimensions are given in mm.

TECHNICAL DRAWINGS

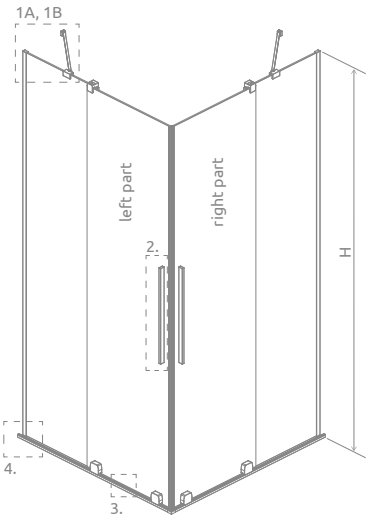

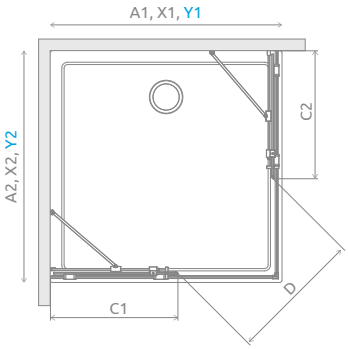

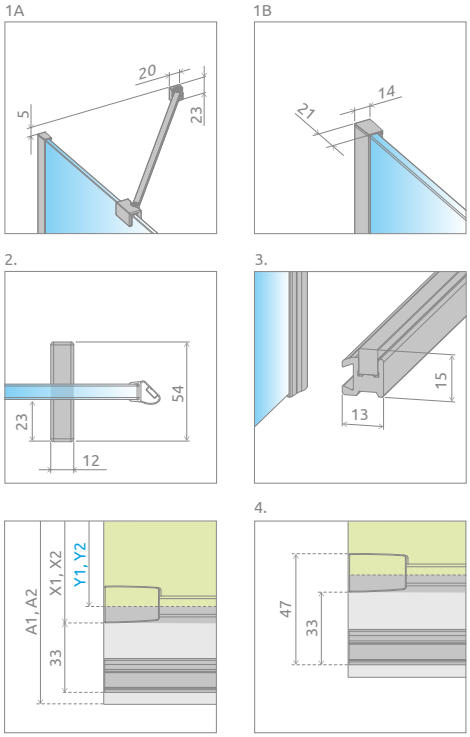

When installed on a shower tray – the minimum width of the edge of the shower tray is 43 mm, and its slope max 1 mm.

Model	A1	A2	X1	X2	Y1	Y2	C1	C2	D	H
KDD 80L×80R	800	800	750-760	750-760	744-754	744-754	454-464	454-464	435	2000
KDD 80L×90R	800	900	750-760	850-860	744-754	844-854	454-464	504-514	472	2000
KDD 80L×100R	800	1000	750-760	950-960	744-754	944-954	454-464	554-564	511	2000
KDD 80L×110R	800	1100	750-760	1050-1060	744-754	1044-1054	454-464	604-614	551	2000
KDD 80L×120R	800	1200	750-760	1150-1160	744-754	1144-1154	454-464	654-664	594	2000
KDD 90L×80R	900	800	850-860	750-760	844-854	744-754	504-514	454-464	472	2000
KDD 90L×90R	900	900	850-860	850-860	844-854	844-854	504-514	504-514	506	2000
KDD 90L×100R	900	1000	850-860	950-960	844-854	944-954	504-514	554-564	542	2000
KDD 90L×110R	900	1100	850-860	1050-1060	844-854	1044-1054	504-514	604-614	581	2000
KDD 90L×120R	900	1200	850-860	1150-1160	844-854	1144-1154	504-514	654-664	621	2000
KDD 100L×80R	1000	800	950-960	750-760	944-954	744-754	554-564	454-464	511	2000
KDD 100L×90R	1000	900	950-960	850-860	944-954	844-854	554-564	504-514	542	2000
KDD 100L×100R	1000	1000	950-960	950-960	944-954	944-954	554-564	554-564	577	2000
KDD 100L×110R	1000	1100	950-960	1050-1060	944-954	1044-1054	554-564	604-614	613	2000
KDD 100L×120R	1000	1200	950-960	1150-1160	944-954	1144-1154	554-564	654-664	651	2000
KDD 110L×80R	1100	800	1050-1060	750-760	1044-1054	744-754	604-614	454-464	551	2000
KDD 110L×90R	1100	900	1050-1060	850-860	1044-1054	844-854	604-614	504-514	581	2000
KDD 110L×100R	1100	1000	1050-1060	950-960	1044-1054	944-954	604-614	554-564	613	2000
KDD 110L×110R	1100	1100	1050-1060	1050-1060	1044-1054	1044-1054	604-614	604-614	647	2000
KDD 110L×120R	1100	1200	1050-1060	1150-1160	1044-1054	1144-1154	604-614	654-664	684	2000
KDD 120L×80R	1200	800	1150-1160	750-760	1144-1154	744-754	654-664	454-464	594	2000
KDD 120L×90R	1200	900	1150-1160	850-860	1144-1154	844-854	654-664	504-514	621	2000
KDD 120L×100R	1200	1000	1150-1160	950-960	1144-1154	944-954	654-664	554-564	651	2000
KDD 120L×110R	1200	1100	1150-1160	1050-1060	1144-1154	1044-1054	654-664	604-614	684	2000
KDD 120L×120R	1200	1200	1150-1160	1150-1160	1144-1154	1144-1154	654-664	654-664	718	2000



There is a possibility of a paid replacement of transparent gaskets for black gaskets:
– option no.1 – only magnetic gaskets,
– option no. 2 – all gaskets (magnetic, vertical and horizontal).
The selected option must be clearly stated in the order.



It is possible to make the product with a railing handle which also functions as a towel hanger.

ADDITIONAL OPTIONS

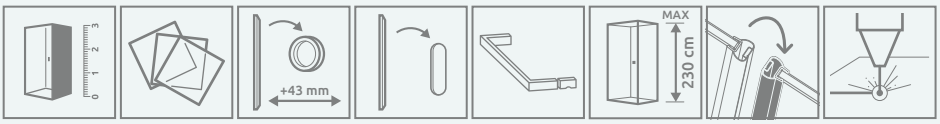

MADE TO MEASURE p. 7 | GLASS VARIANTS p. 11 | WIDER ENTRANCE p. 15 | EXCHANGE OF HANDLE FOR A HOLE CUT IN GLASS p. 15 | REPLACING THE HANDLE FOR A RAILING HANDLE p. 15 | MAXIMUM HEIGHT p. 16 | GASKETS COLOUR EXCHANGE p. 17 | PRINT/ENGRAVING ON GLASS p. 24/28



It is possibile to extend the entrance by 43 mm by replacing the vertical handle with a round one [1]. Please contact the Department of Non-standard Shower Enclosures



Possibility of replacing the standard handle with a 35×120 mm hole cut in the glass pane.

RECOMMENDED SHOWER TRAYS



[1] only chrome and black colour
Dimensions are given in mm.

Furo SL KDD

Other colour versions of products from the series can be found on p. 112

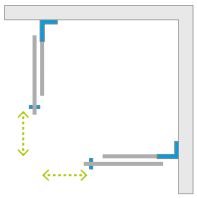







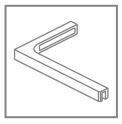

Profile finish:

Glossy:



01 Chrome **09** Gold

Matte:



54 Black

Brushed:



91 Nickel **99** Gold **92** GunMetal **93** Copper



Furo SL KDD + Teos C Cemento

Shower enclosure set consists of 2 parts: left and right. In the article number, the symbol **XX** should be replaced with the symbol of the selected colour. Please specify both article numbers when making an order.

LEFT PART

Model	TRANSPARENT GLASS Art. No.
SL KDD 80 L	10305080-**XX**-01L
SL KDD 90 L	10305090-**XX**-01L
SL KDD 100 L	10305100-**XX**-01L
SL KDD 110 L	10305110-**XX**-01L
SL KDD 120 L	10305120-**XX**-01L

RIGHT PART

Model	TRANSPARENT GLASS Art. No.
SL KDD 80 R	10305080-**XX**-01R
SL KDD 90 R	10305090-**XX**-01R
SL KDD 100 R	10305100-**XX**-01R
SL KDD 110 R	10305110-**XX**-01R
SL KDD 120 R	10305120-**XX**-01R

Dimensions are given in mm.

TECHNICAL DRAWINGS

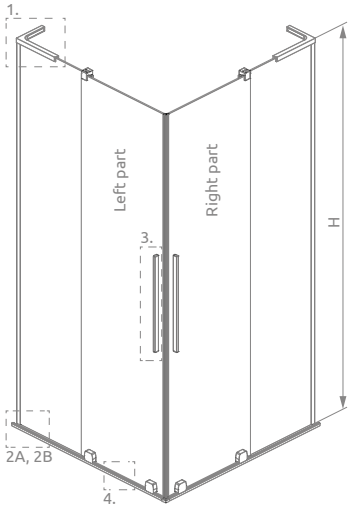

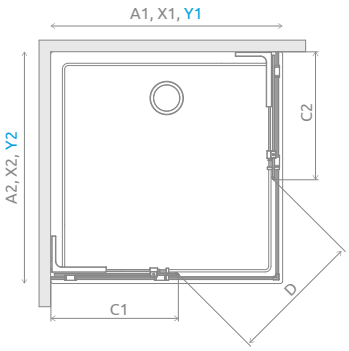

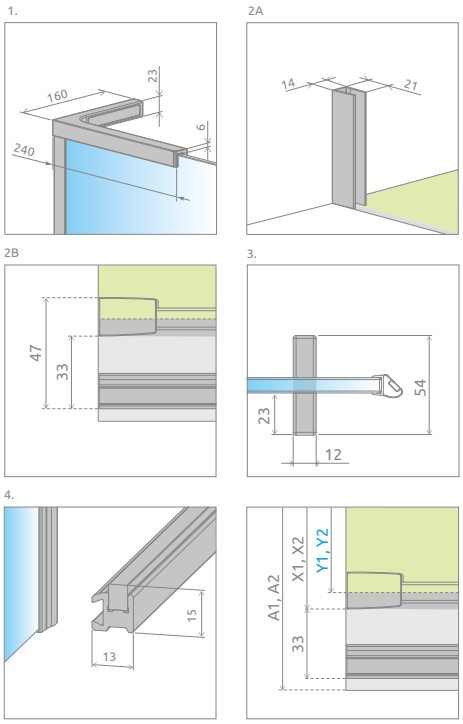

When installed on a shower tray – the minimum width of the edge of the shower tray is 43 mm, and its slope max 1 mm.

Model	A1	A2	X1	X2	Y1	Y2	C1	C2	D	H
SL KDD 80L×80R	800	800	750-760	750-760	744-754	744-754	454-464	454-464	435	2006
SL KDD 80L×90R	800	900	750-760	850-860	744-754	844-854	454-464	504-514	472	2006
SL KDD 80L×100R	800	1000	750-760	950-960	744-754	944-954	454-464	554-564	511	2006
SL KDD 80L×110R	800	1100	750-760	1050-1060	744-754	1044-1054	454-464	604-614	551	2006
SL KDD 80L×120R	800	1200	750-760	1150-1160	744-754	1144-1154	454-464	654-664	594	2006
SL KDD 90L×80R	900	800	850-860	750-760	844-854	744-754	504-514	454-464	472	2006
SL KDD 90L×90R	900	900	850-860	850-860	844-854	844-854	504-514	504-514	506	2006
SL KDD 90L×100R	900	1000	850-860	950-960	844-854	944-954	504-514	554-564	542	2006
SL KDD 90L×110R	900	1100	850-860	1050-1060	844-854	1044-1054	504-514	604-614	581	2006
SL KDD 90L×120R	900	1200	850-860	1150-1160	844-854	1144-1154	504-514	654-664	621	2006
SL KDD 100L×80R	1000	800	950-960	750-760	944-954	744-754	554-564	454-464	511	2006
SL KDD 100L×90R	1000	900	950-960	850-860	944-954	844-854	554-564	504-514	542	2006
SL KDD 100L×100R	1000	1000	950-960	950-960	944-954	944-954	554-564	554-564	577	2006
SL KDD 100L×110R	1000	1100	950-960	1050-1060	944-954	1044-1054	554-564	604-614	613	2006
SL KDD 100L×120R	1000	1200	950-960	1150-1160	944-954	1144-1154	554-564	654-664	651	2006
SL KDD 110L×80R	1100	800	1050-1060	750-760	1044-1054	744-754	604-614	454-464	551	2006
SL KDD 110L×90R	1100	900	1050-1060	850-860	1044-1054	844-854	604-614	504-514	581	2006
SL KDD 110L×100R	1100	1000	1050-1060	950-960	1044-1054	944-954	604-614	554-564	613	2006
SL KDD 110L×110R	1100	1100	1050-1060	1050-1060	1044-1054	1044-1054	604-614	604-614	647	2006
SL KDD 110L×120R	1100	1200	1050-1060	1150-1160	1044-1054	1144-1154	604-614	654-664	684	2006
SL KDD 120L×80R	1200	800	1150-1160	750-760	1144-1154	744-754	654-664	454-464	594	2006
SL KDD 120L×90R	1200	900	1150-1160	850-860	1144-1154	844-854	654-664	504-514	621	2006
SL KDD 120L×100R	1200	1000	1150-1160	950-960	1144-1154	944-954	654-664	554-564	651	2006
SL KDD 120L×110R	1200	1100	1150-1160	1050-1060	1144-1154	1044-1054	654-664	604-614	684	2006
SL KDD 120L×120R	1200	1200	1150-1160	1150-1160	1144-1154	1144-1154	654-664	654-664	718	2006



There is a possibility of a paid replacement of transparent gaskets for black gaskets:
– option no.1 – only magnetic gaskets,
– option no. 2 – all gaskets (magnetic, vertical and horizontal).
The selected option must be clearly stated in the order.



It is possible to make the product with a railing handle which also functions as a towel hanger.

ADDITIONAL OPTIONS

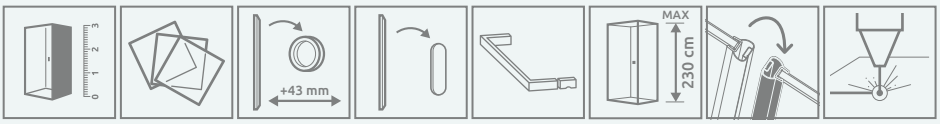

MADE TO MEASURE p. 7 | GLASS VARIANTS p. 11 | WIDER ENTRANCE p. 15 | EXCHANGE OF HANDLE FOR A HOLE CUT IN GLASS p. 15 | REPLACING THE HANDLE FOR A RAILING HANDLE p. 15 | MAXIMUM HEIGHT p. 16 | GASKETS COLOUR EXCHANGE p. 17 | PRINT/ENGRAVING ON GLASS p. 24/28



It is possibile to extend the entrance by 43 mm by replacing the vertical handle with a round one [1]. Please contact the Department of Non-standard Shower Enclosures



Possibility of replacing the standard handle with a 35×120 mm hole cut in the glass pane.

RECOMMENDED SHOWER TRAYS



[1] only chrome and black colour

Dimensions are given in mm.

Furo DWJ

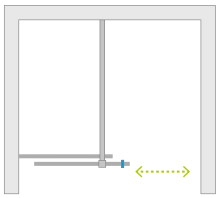

GLASS 8 mm

Easy Clean®



Profile finish:

Glossy:



01 Chrome



09 Gold

Matte:



54 Black

Brushed:



91 Nickel



99 Gold



92 GunMetal



93 Copper

Other colour versions of products from the series can be found on p. 112



Shower enclosure set consists of 2 parts: shower door and front wall. In the article number, the symbol **XX** should be replaced with the symbol of the selected colour. Please specify both article numbers when making an order.

Model	Element	TRANSPARENT GLASS Art. No.
DWJ 90 L	DWJ door 472 L	10107472-**XX**-01L
	Front wall 430	10110430-01-01
DWJ 90 R	DWJ door 472 R	10107472-**XX**-01R
	Front wall 430	10110430-01-01
DWJ 100 L	DWJ door 522 L	10107522-**XX**-01L
	Front wall 480	10110480-01-01
DWJ 100 R	DWJ door 522 R	10107522-**XX**-01R
	Front wall 480	10110480-01-01
DWJ 110 L	DWJ door 572 L	10107572-**XX**-01L
	Front wall 530	10110530-01-01
DWJ 110 R	DWJ door 572 R	10107572-**XX**-01R
	Front wall 530	10110530-01-01
DWJ 120 L	DWJ door 622 L	10107622-**XX**-01L
	Front wall 580	10110580-01-01
DWJ 120 R	DWJ door 622 R	10107622-**XX**-01R
	Front wall 580	10110580-01-01
DWJ 130 L	DWJ door 672 L	10107672-**XX**-01L
	Front wall 630	10110630-01-01
DWJ 130 R	DWJ door 672 R	10107672-**XX**-01R
	Front wall 630	10110630-01-01
DWJ 140 L	DWJ door 722 L	10107722-**XX**-01L
	Front wall 680	10110680-01-01
DWJ 140 R	DWJ door 722 R	10107722-**XX**-01R
	Front wall 680	10110680-01-01
DWJ 150 L	DWJ door 772 L	10107772-**XX**-01L
	Front wall 730	10110730-01-01
DWJ 150 R	DWJ door 772 R	10107772-**XX**-01R
	Front wall 730	10110730-01-01
DWJ 160 L	DWJ door 822 L	10107822-**XX**-01L
	Front wall 780	10110780-01-01
DWJ 160 R	DWJ door 822 R	10107822-**XX**-01R
	Front wall 780	10110780-01-01

Dimensions are given in mm.

TECHNICAL DRAWINGS

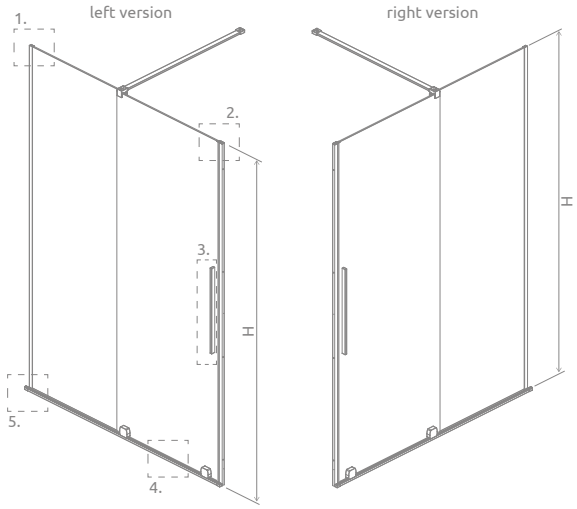

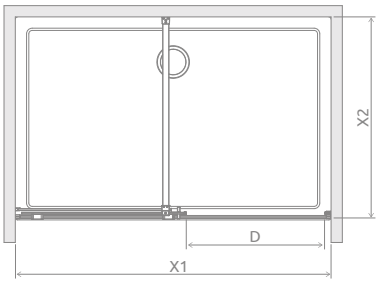

When installed on a shower tray – the minimum width of the edge of the shower tray is 43 mm, and its slope max 1 mm.

Model	X1	X2	D	H
DWJ 90	890-908	max 1200	373	2000
DWJ 100	990-1008	max 1200	423	2000
DWJ 110	1090-1108	max 1200	473	2000
DWJ 120	1190-1208	max 1200	523	2000
DWJ 130	1290-1308	max 1200	573	2000
DWJ 140	1390-1408	max 1200	623	2000
DWJ 150	1490-1508	max 1200	673	2000
DWJ 160	1590-1608	max 1200	723	2000

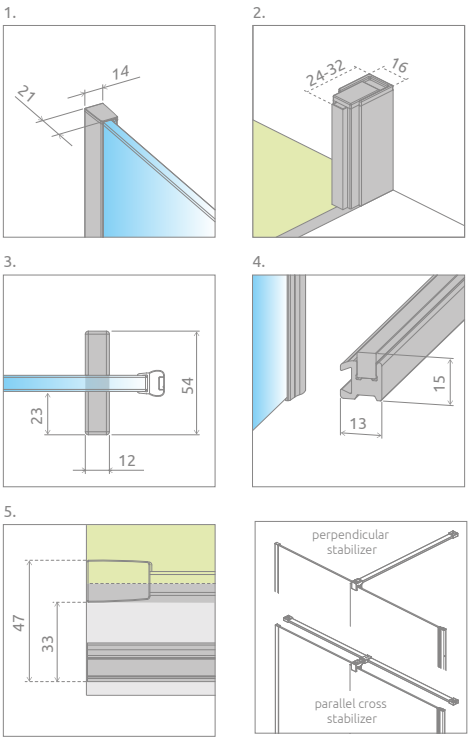



There is a possibility of a paid replacement of transparent gaskets (vertical and horizontal) for black gaskets. This option should be clearly stated in the order.



It is possible to make the product with a railing handle which also functions as a towel hanger.

If the width of the front (X1) is ≤ 1400, we can use two types of stabilization – perpendicular (delivered as standard) or parallel. This option should be clearly stated in the order.



If the width of the front (X1) ≤ 1400, it is possible to change the perpendicular support bar to the corner one. This option should be clearly stated in the order.



It is possibile to extend the entrance by 30 mm by replacing the vertical handle with a round one [1]. Please contact the Department of Non-standard Shower Enclosures

ADDITIONAL OPTIONS

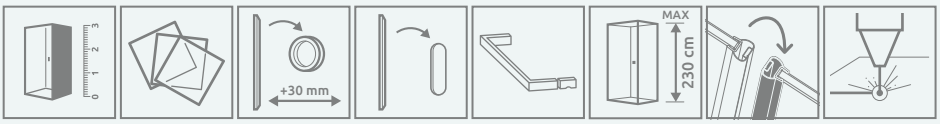

MADE TO MEASURE p. 7 | GLASS VARIANTS p. 11 | WIDER ENTRANCE p. 15 | EXCHANGE OF HANDLE FOR A HOLE CUT IN GLASS p. 15 | REPLACING THE HANDLE FOR A RAILING HANDLE p. 15 | MAXIMUM HEIGHT p. 16 | GASKETS COLOUR EXCHANGE p. 17 | PRINT/ENGRAVING ON GLASS p. 24/28

RECOMMENDED SHOWER TRAYS



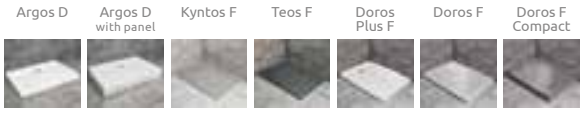

Catalogue sheets are available at www.radaway.eu



Furo DWJ RH

[1] only chrome and black colour
Dimensions are given in mm.

Furo SL DWJ

Other colour versions of products from the series can be found on p. 112









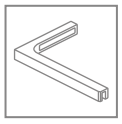


Furo SL DWJ + Teos F

Profile finish:

Glossy:


01 Chrome


09 Gold

Matte:


54 Black

Brushed:


91 Nickel


99 Gold


92 GunMetal


93 Copper

Shower enclosure set consists of 2 parts: shower door and front wall. In the article number, the symbol **XX** should be replaced with the symbol of the selected colour. Please specify both article numbers when making an order.

Model	Element	TRANSPARENT GLASS Art. No.
SL DWJ 90 L	DWJ door 472 L	10307472-**XX**-01L
	Front wall 430	10110430-01-01
SL DWJ 90 R	DWJ door 472 R	10307472-**XX**-01R
	Front wall 430	10110430-01-01
SL DWJ 100 L	DWJ door 522 L	10307522-**XX**-01L
	Front wall 480	10110480-01-01
SL DWJ 100 R	DWJ door 522 R	10307522-**XX**-01R
	Front wall 480	10110480-01-01
SL DWJ 110 L	DWJ door 572 L	10307572-**XX**-01L
	Front wall 530	10110530-01-01
SL DWJ 110 R	DWJ door 572 R	10307572-**XX**-01R
	Front wall 530	10110530-01-01
SL DWJ 120 L	DWJ door 622 L	10307622-**XX**-01L
	Front wall 580	10110580-01-01
SL DWJ 120 R	DWJ door 622 R	10307622-**XX**-01R
	Front wall 580	10110580-01-01

Dimensions are given in mm.

TECHNICAL DRAWINGS

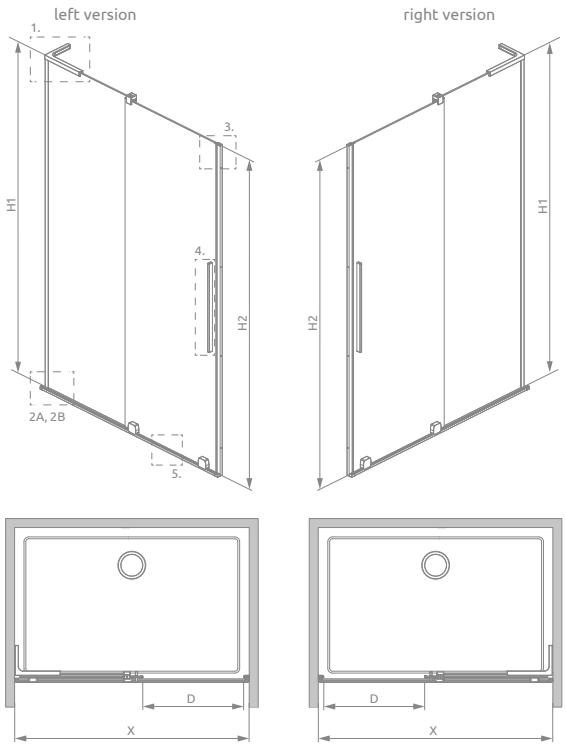

When installed on a shower tray – the minimum width of the edge of the shower tray is 43 mm, and its slope max 1 mm.

Model	X1	D	H1	H2
SL DWJ 90	890-908	373	2006	2000
SL DWJ 100	990-1008	423	2006	2000
SL DWJ 110	1090-1108	473	2006	2000
SL DWJ 120	1190-1208	523	2006	2000

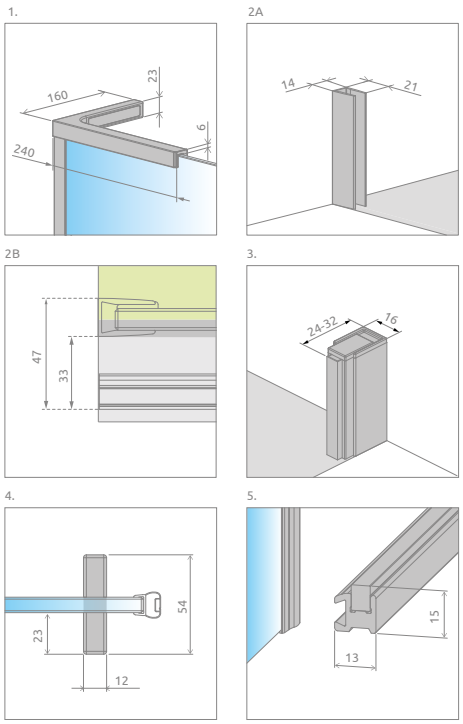



There is a possibility of a paid replacement of transparent gaskets (vertical and horizontal) for black gaskets. This option should be clearly stated in the order.



It is possible to make the product with a railing handle which also functions as a towel hanger.

ADDITIONAL OPTIONS

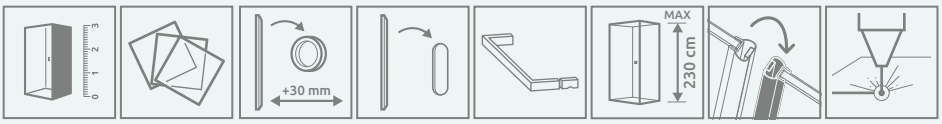

MADE TO MEASURE p. 7 | GLASS VARIANTS p. 11 | WIDER ENTRANCE p. 15 | EXCHANGE OF HANDLE FOR A HOLE CUT IN GLASS p. 15 | REPLACING THE HANDLE FOR A RAILING HANDLE p. 15 | MAXIMUM HEIGHT p. 16 | GASKETS COLOUR EXCHANGE p. 17 | PRINT/ENGRAVING ON GLASS p. 24/28



It is possibile to extend the entrance by 30 mm by replacing the vertical handle with a round one [1]. Please contact the Department of Non-standard Shower Enclosures

RECOMMENDED SHOWER TRAYS





Possibility of replacing the standard handle with a 35×120 mm hole cut in the glass pane.

[1] only chrome and black colour
Dimensions are given in mm.

Furo
DWD

Other colour versions of products from the series can be found on p. 112

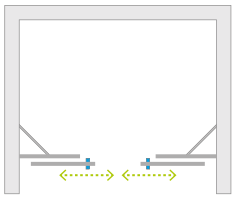

GLASS 8 mm

Easy Clean®





Profile finish:

Glossy:



01 Chrome



09 Gold

Matte:



54 Black

Brushed:



91 Nickel



99 Gold



92 GunMetal



93 Copper

Shower enclosure set consists of 2 parts: set of doors and set of front walls.
In the article number, the symbol **XX** should be replaced with the symbol of the selected colour.

Model	Element	TRANSPARENT GLASS Art. No.
DWD 130	DWD door 363	10108363-**XX**-01
	Walls 317	10111317-01-01
DWD 140	DWD door 388	10108388-**XX**-01
	Walls 342	10111342-01-01
DWD 150	DWD door 413	10108413-**XX**-01
	Walls 367	10111367-01-01
DWD 160	DWD door 438	10108438-**XX**-01
	Walls 392	10111392-01-01
DWD 180	DWD door 488	10108488-**XX**-01
	Walls 442	10111442-01-01
DWD 200	DWD door 538	10108538-**XX**-01
	Walls 492	10111492-01-01

Dimensions are given in mm.

TECHNICAL DRAWINGS

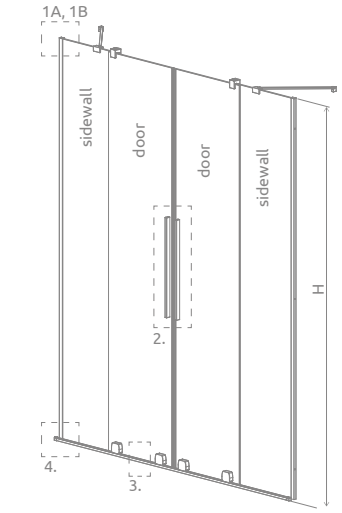

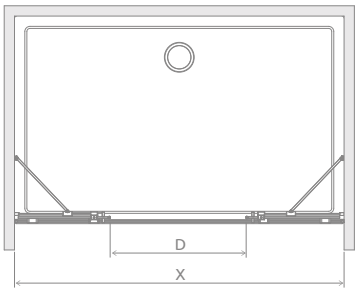

When installed on a shower tray – the minimum width of the edge of the shower tray is 43 mm, and its slope max 1 mm.

Model	X	D	H
DWD 130	1290-1310	518	2000
DWD 140	1390-1410	568	2000
DWD 150	1490-1510	618	2000
DWD 160	1590-1610	668	2000
DWD 180	1790-1810	768	2000
DWD 200	1990-2010	868	2000

1A

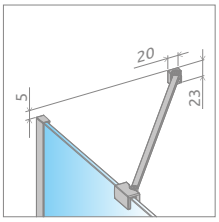

1B

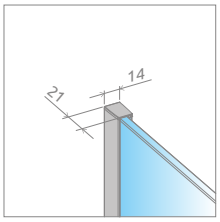

2.

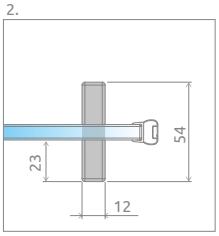

3.

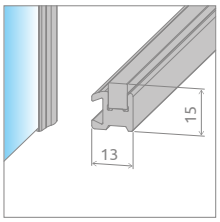

4.

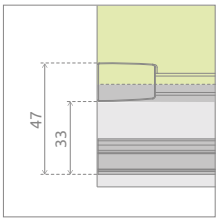



There is a possibility of a paid replacement of transparent gaskets for black gaskets:
– option no.1 – only magnetic gaskets,
– option no. 2 – all gaskets (magnetic, vertical and horizontal).
The selected option must be clearly stated in the order.



It is possibile to extend the entrance by 60 mm by replacing the vertical handle with a round one [1]. Please contact the Department of Non-standard Shower Enclosures



It is possible to make the product with a railing handle which also functions as a towel hanger.

ADDITIONAL OPTIONS

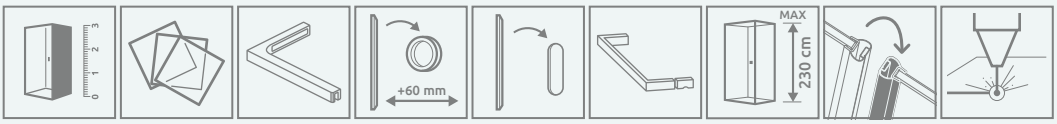

MADE TO MEASURE p. 7 | GLASS VARIANTS p. 11 | STABILIZER L p. 13 | WIDER ENTRANCE p. 15 | EXCHANGE OF HANDLE FOR A HOLE CUT IN GLASS p. 15 | REPLACING THE HANDLE FOR A RAILING HANDLE p. 15 | MAXIMUM HEIGHT p. 16 | GASKETS COLOUR EXCHANGE p. 17 | PRINT/ENGRAVING ON GLASS p. 24/28

RECOMMENDED SHOWER TRAYS







Possibility of replacing the standard handle with a 35×120 mm hole cut in the glass pane.

[1] only chrome and black colour
Dimensions are given in mm.

Furo Gold KDJ

p. 100



Furo Black KDD

p. 102



Furo SL Brushed Nickel KDD

p. 104





Furo
Brushed Gold
DWJ

p. 106



Furo SL
Brushed
GunMetal
DWJ

p. 108



Furo
Brushed
Copper
DWD

p. 110

ESPERA PRO

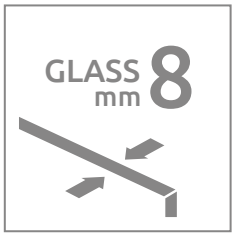

Tempered safety glass, thickness: 8 mm, compliant with PN:EN 12150:1



Top masking cap for wall-adjacent profiles



Stable shower enclosure construction



Gaskets ensuring leak proof performance



Glass protected with **EasyClean®** coating



Subtle slider guarantees the door open silently – version with the threshold strip



Subtle slider guarantees the door open silently– version without the threshold strip



Possibility to unlock and tilt the door to clean the cabin – version without the threshold strip



Soft close-open system gently decelerates the door into its final position

STANDARD GLASS FINISH



01 Transparent

PROFILE FINISH



01 Chrome

POSSIBILITY OF MOUNTING WITHOUT A THRESHOLD STRIP



More details in the assembly instructions.

ADDITIONAL OPTIONS



GLASS VARIANTS

Product is available in several glass variants. Details on p. 11.

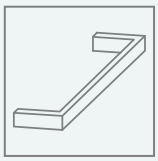

TOWEL HANGER

Possibility to order a rail hanger, ideal for hanging a towel. Details on p. 14.



MADE TO MEASURE

Products marked with this pictogram are available in our “made to measure” programme eg. with non-standard dimensions, with slants, cutouts for the seat or bath. Details on p. 7 or on our website www.radaway.eu

Made to measure
radaway



Espera Pro

Walk-in

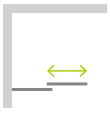

62

KDJ



116

DWJ



118

Espera Pro KDJ







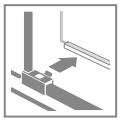





Profile finish:



01 Chrome



Shower enclosure set consists of 3 parts: front (2 elements) and sidewall. Please specify both article numbers when making an order.

FRONT (consists of two elements, each with individual article number)

Model	Tray width **(A1)**	Dimension to the glass panel axis **(Y1)**	Element	TRANSPARENT GLASS Art. No.
KDJ front 100 L	1000	978-988	Door 535 L	10090100-01-01L
			KDJ front wall 440 L	10092100-01-01L
KDJ front 100 R	1000	978-988	Door 535 R	10090100-01-01R
			KDJ front wall 440 R	10092100-01-01R
KDJ front 110 L	1100	1078-1088	Door 585 L	10090110-01-01L
			KDJ front wall 490 L	10092110-01-01L
KDJ front 110 R	1100	1078-1088	Door 585 R	10090110-01-01R
			KDJ front wall 490 R	10092110-01-01R
KDJ front 120 L	1200	1178-1188	Door 635 L	10090120-01-01L
			KDJ front wall 540 L	10092120-01-01L
KDJ front 120 R	1200	1178-1188	Door 635 R	10090120-01-01R
			KDJ front wall 540 R	10092120-01-01R
KDJ front 140 L	1400	1378-1388	Door 735 L	10090140-01-01L
			KDJ front wall 640 L	10092140-01-01L
KDJ front 140 R	1400	1378-1388	Door 735 R	10090140-01-01R
			KDJ front wall 640 R	10092140-01-01R

SIDEWALL S1

Model	Tray width **(A2)**	Dimension to the glass panel axis **(Y2)**	TRANSPARENT GLASS Art. No.
S1 70	700	678-688	10093070-01-01
S1 75	750	728-738	10093075-01-01
S1 80	800	778-788	10093080-01-01
S1 90	900	878-888	10093090-01-01
S1 100	1000	978-988	10093100-01-01

Dimensions are given in mm.

TECHNICAL DRAWINGS

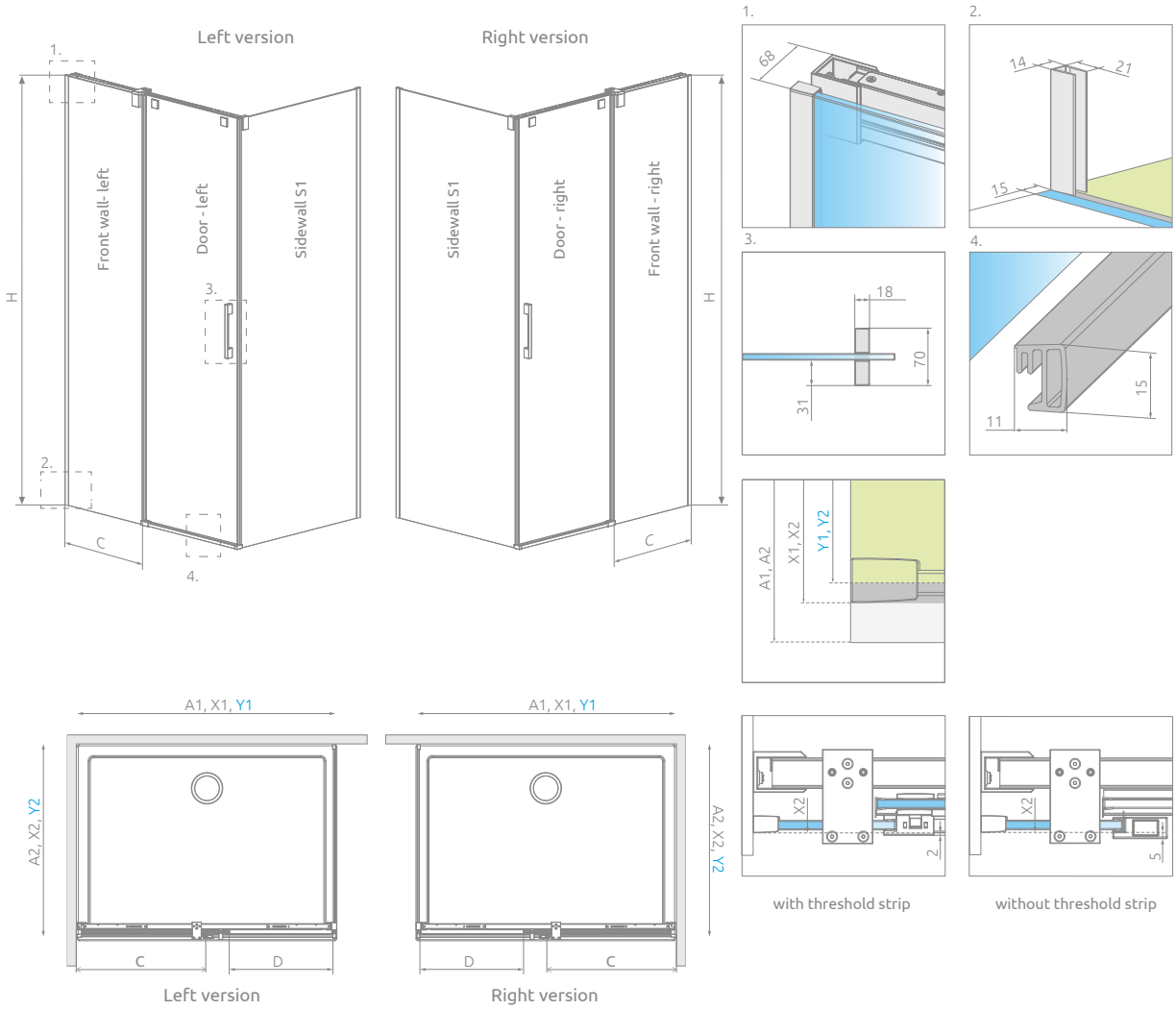

Door	A1	X1	Y1	C	D	H
KDJ door 100	1000	985-995	978-988	442-452	408	2000
KDJ door 110	1100	1085-1095	1078-1088	492-502	458	2000
KDJ door 120	1200	1185-1195	1178-1188	542-552	508	2000
KDJ door 140	1400	1385-1395	1378-1388	642-652	608	2000

Sidewall S1	A2	X2	Y2
S1 70	700	685-695	678-688
S1 75	750	735-745	728-738
S1 80	800	785-795	778-788
S1 90	900	885-895	878-888
S1 100	1000	985-995	978-988

ADDITIONAL OPTIONS

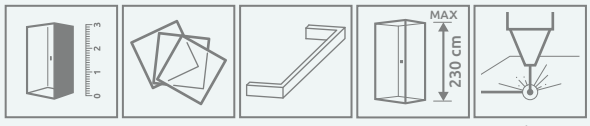

MADE TO MEASURE p. 7 | GLASS VARIANTS p. 11 | TOWEL HANGER p. 14 | MAXIMUM HEIGHT p. 16 | PRINT/ENGRAVING ON GLASS p. 24/28

RECOMMENDED SHOWER TRAYS



Dimensions are given in mm.

Espera Pro DWJ







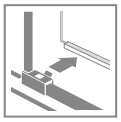







Profile finish:



01 Chrome

Shower enclosure set consists of 2 parts: door and front wall. Please specify both article numbers when making an order.

Model	Width of niche (X)	Element	TRANSPARENT GLASS Art. No.
DWJ front 100 L	990-1008	Door 535 L	10090100-01-01L
		DWJ front wall 460 L	10091100-01-01L
DWJ front 100 R	990-1008	Door 535 R	10090100-01-01R
		DWJ front wall 460 R	10091100-01-01R
DWJ front 110 L	1090-1108	Door 585 L	10090110-01-01L
		DWJ front wall 510 L	10091110-01-01L
DWJ front 110 R	1090-1108	Door 585 R	10090110-01-01R
		DWJ front wall 510 R	10091110-01-01R
DWJ front 120 L	1190-1208	Door 635 L	10090120-01-01L
		DWJ front wall 560 L	10091120-01-01L
DWJ front 120 R	1190-1208	Door 635 R	10090120-01-01R
		DWJ front wall 560 R	10091120-01-01R
DWJ front 140 L	1390-1408	Door 735 L	10090140-01-01L
		DWJ front wall 660 L	10091140-01-01L
DWJ front 140 R	1390-1408	Door 735 R	10090140-01-01R
		DWJ front wall 660 R	10091140-01-01R
DWJ front 160 L	1590-1608	Door 835 L	10090160-01-01L
		DWJ front wall 760 L	10091160-01-01L
DWJ front 160 R	1590-1608	Door 835 R	10090160-01-01R
		DWJ front wall 760 R	10091160-01-01R

Dimensions are given in mm.

TECHNICAL DRAWINGS

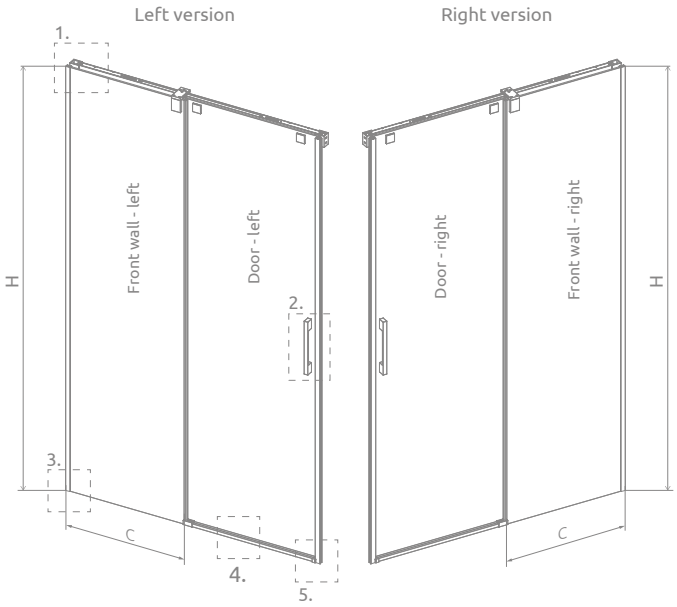

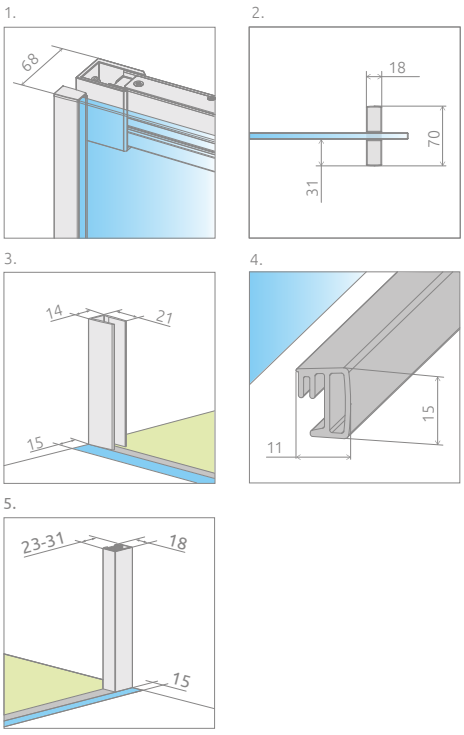

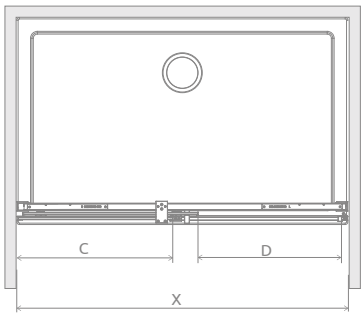

Model	X	C	D	H
DWJ 100	990-1008	462-472	420	2000
DWJ 110	1090-1108	512-522	470	2000
DWJ 120	1190-1208	562-572	520	2000
DWJ 140	1390-1408	662-672	620	2000
DWJ 160	1590-1608	762-772	720	2000

ADDITIONAL OPTIONS

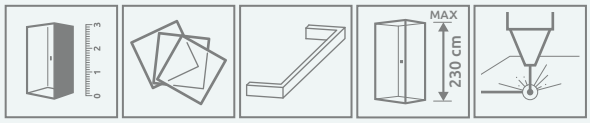

MADE TO MEASURE p. 7 | GLASS VARIANTS p. 11 | TOWEL HANGER p. 14 | MAXIMUM HEIGHT p. 16 | PRINT/ENGRAVING ON GLASS p. 24/28

RECOMMENDED SHOWER TRAYS



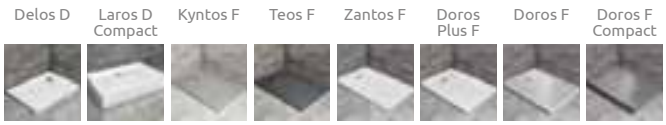

Dimensions are given in mm.

ESPERA



Tempered safety glass, thickness: 8 mm, compliant with PN:EN 12150:1



Innovative system for slowing the door down during its opening



Stable shower enclosure construction



Gaskets ensuring leak proof performance



Glass protected with **EasyClean®** coating



Subtle slider guarantees the door open silently – version with the threshold strip



Subtle slider guarantees the door open silently– version without the threshold strip



Possibility to unlock and tilt the door to clean the cabin – version without the threshold strip

STANDARD GLASS FINISH



01 Transparent

PROFILE FINISH



01 Chrome



Elegant chrome details

POSSIBILITY OF MOUNTING WITHOUT A THRESHOLD STRIP



More details in the assembly instructions.

ADDITIONAL OPTIONS



GLASS VARIANTS

Product is available in several glass variants. Details on p. 11.

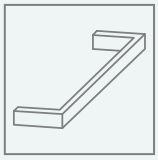

TOWEL HANGER

Possibility to order a rail hanger, ideal for hanging a towel. Details on p. 14.



MADE TO MEASURE

Products marked with this pictogram are available in our "made to measure" programme eg. with non-standard dimensions, with slants, cutouts for the seat or bath. Details on p. 7 or on our website www.radaway.eu

Made to measure
radaway





Espera

KDJ



122

KDD

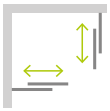

124

DWJ



126

DWD



127

Espera KDJ

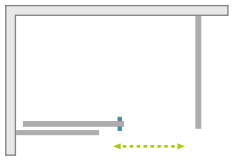







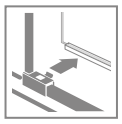

Profile finish:



01 Chrome



Shower enclosure set consists of 3 parts: front (2 elements) and sidewall. Please specify both article numbers when making an order.

FRONT (consists of two elements, each with individual article number)

Model	Tray width **(A1)**	Dimension to the glass panel axis **(Y1)**	Element	TRANSPARENT GLASS Art. No.
KDJ front 100 L	1000	978-988	Door 495 L	380495-01L
			KDJ front wall 450 L	380230-01L
KDJ front 100 R	1000	978-988	Door 495 R	380495-01R
			KDJ front wall 450 R	380230-01R
KDJ front 110 L	1100	1078-1088	Door 545 L	380545-01L
			KDJ front wall 500 L	380231-01L
KDJ front 110 R	1100	1078-1088	Door 545 R	380545-01R
			KDJ front wall 500 R	380231-01R
KDJ front 120 L	1200	1178-1188	Door 595 L	380595-01L
			KDJ front wall 550 L	380232-01L
KDJ front 120 R	1200	1178-1188	Door 595 R	380595-01R
			KDJ front wall 550 R	380232-01R
KDJ front 140 L	1400	1378-1388	Door 695 L	380695-01L
			KDJ front wall 650 L	380234-01L
KDJ front 140 R	1400	1378-1388	Door 695 R	380695-01R
			KDJ front wall 650 R	380234-01R

SIDEWALL S1

Model	Tray width **(A2)**	Dimension to the glass panel axis **(Y2)**	TRANSPARENT GLASS Art. No.
S1 70 L	700	678-688	380147-01L
S1 70 R	700	678-688	380147-01R
S1 75 L	750	728-738	380146-01L
S1 75 R	750	728-738	380146-01R
S1 80 L	800	778-788	380148-01L
S1 80 R	800	778-788	380148-01R
S1 90 L	900	878-888	380149-01L
S1 90 R	900	878-888	380149-01R
S1 100 L	1000	978-988	380140-01L
S1 100 R	1000	978-988	380140-01R

Dimensions are given in mm.

TECHNICAL DRAWINGS

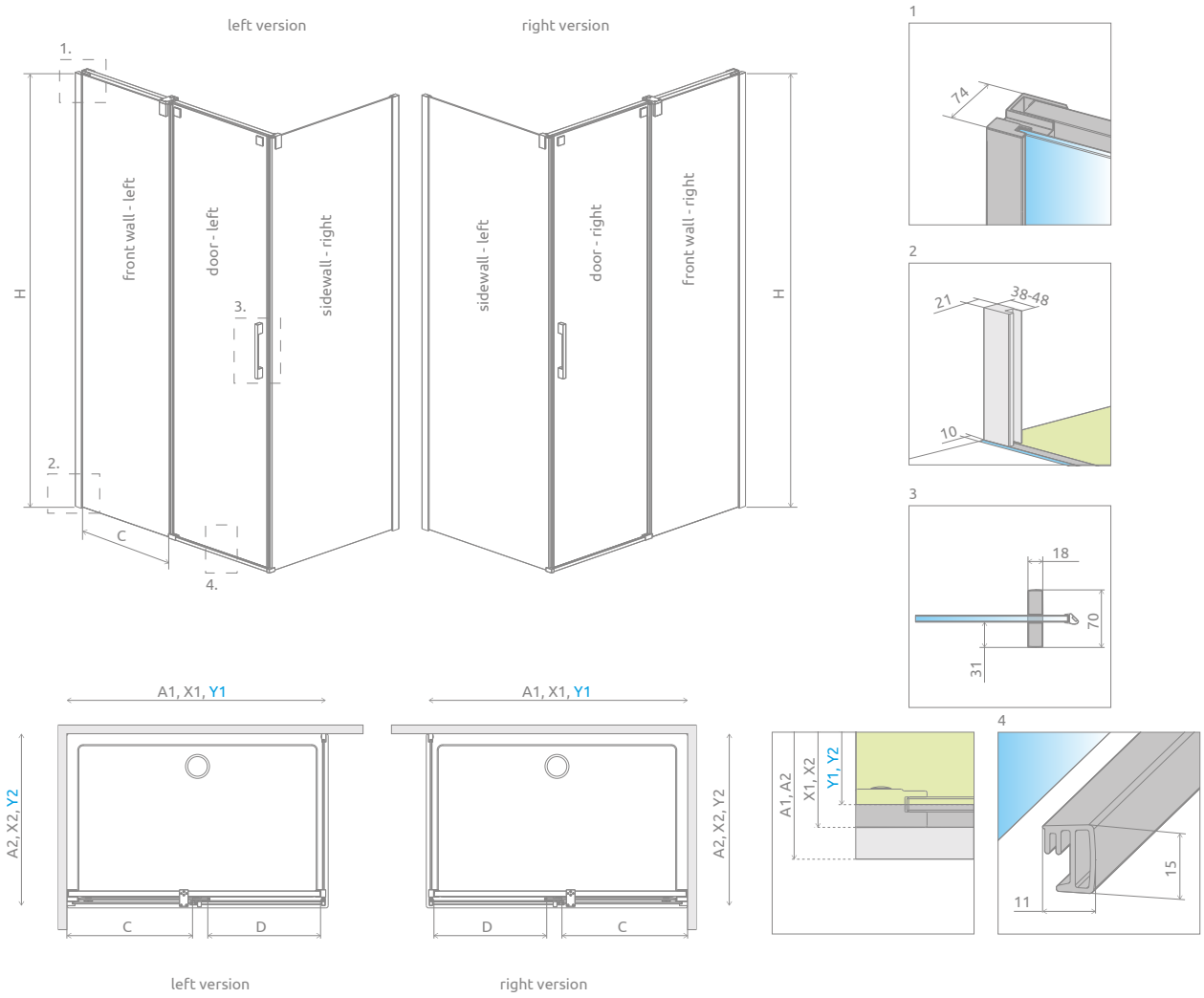

Door	A1	X1	Y1	C	D	H
KDJ door 100	1000	990-1000	978-988	477-487	406	2000
KDJ door 110	1100	1090-1100	1078-1088	527-537	456	2000
KDJ door 120	1200	1190-1200	1178-1188	577-587	506	2000
KDJ door 140	1400	1390-1400	1378-1388	677-687	606	2000

Sidewall S1	A2	X2	Y2
S1 70	700	690-700	678-688
S1 75	750	740-750	728-738
S1 80	800	790-800	778-788
S1 90	900	890-900	878-888
S1 100	1000	990-1000	978-988

ADDITIONAL OPTIONS

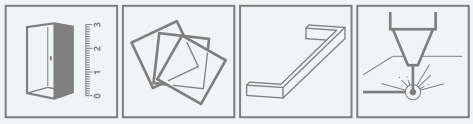

MADE TO MEASURE p. 7 | GLASS VARIANTS p. 11 | TOWEL HANGER p. 14 | PRINT/ENGRAVING ON GLASS p. 24/28

RECOMMENDED SHOWER TRAYS



Dimensions are given in mm.

Espera KDD

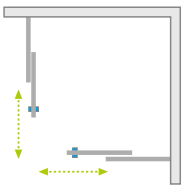







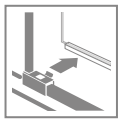



Espera KDD + Argos C

Profile finish:



01 Chrome

Shower enclosure set consists of 2 parts: left and right. Please specify both article numbers when making an order.

LEFT PART

Model	Tray width **(A1)**	Dimension to the glass panel axis **(Y1)**	TRANSPARENT GLASS Art. No.
KDD 80 L	800	778-788	380150-01L
KDD 90 L	900	878-888	380151-01L
KDD 100 L	1000	978-988	380152-01L
KDD 120 L	1200	1178-1188	380153-01L

RIGHT PART

Model	Tray width **(A2)**	Dimension to the glass panel axis **(Y2)**	TRANSPARENT GLASS Art. No.
KDD 80 R	800	778-788	380150-01R
KDD 90 R	900	878-888	380151-01R
KDD 100 R	1000	978-988	380152-01R
KDD 120 R	1200	1178-1188	380153-01R

Dimensions are given in mm.

TECHNICAL DRAWINGS

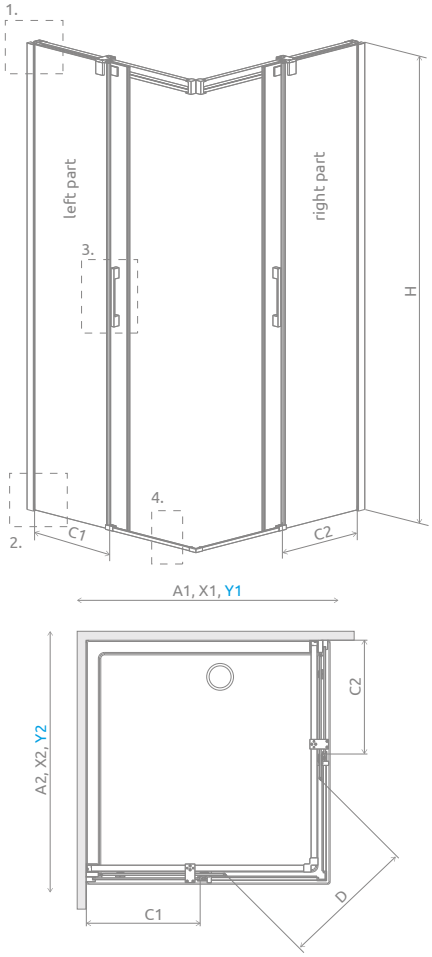

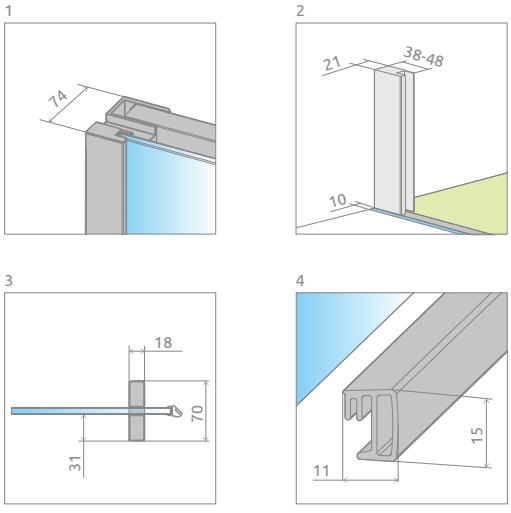

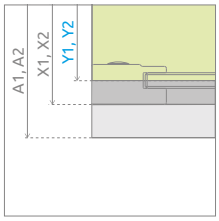

Model	A1	A2	X1	X2	Y1	Y2	C1	C2	D	H
KDD 80L×80R	800	800	790-800	790-800	778-788	778-788	367-377	367-377	401	2000
KDD 80L×90R	800	900	790-800	890-900	778-788	878-888	367-377	417-427	438	2000
KDD 80L×100R	800	1000	790-800	990-1000	778-788	978-988	367-377	467-477	477	2000
KDD 80L×120R	800	1200	790-800	1190-1200	778-788	1178-1188	367-377	567-577	560	2000
KDD 90L×80R	900	800	890-900	790-800	878-888	778-788	417-427	367-377	438	2000
KDD 90L×90R	900	900	890-900	890-900	878-888	878-888	417-427	417-427	472	2000
KDD 90L×100R	900	1000	890-900	990-1000	878-888	978-988	417-427	467-477	509	2000
KDD 90L×120R	900	1200	890-900	1190-1200	878-888	1178-1188	417-427	567-577	588	2000
KDD 100L×80R	1000	800	990-1000	790-800	978-988	778-788	467-477	367-377	477	2000
KDD 100L×90R	1000	900	990-1000	890-900	978-988	878-888	467-477	417-427	509	2000
KDD 100L×100R	1000	1000	990-1000	990-1000	978-988	978-988	467-477	467-477	543	2000
KDD 100L×120R	1000	1200	990-1000	1190-1200	978-988	1178-1188	467-477	567-577	618	2000
KDD 120L×80R	1200	800	1190-1200	790-800	1178-1188	778-788	567-577	367-377	560	2000
KDD 120L×90R	1200	900	1190-1200	890-900	1178-1188	878-888	567-577	417-427	588	2000
KDD 120L×100R	1200	1000	1190-1200	990-1000	1178-1188	978-988	567-577	467-477	618	2000
KDD 120L×120R	1200	1200	1190-1200	1190-1200	1178-1188	1178-1188	567-577	567-577	684	2000

ADDITIONAL OPTIONS

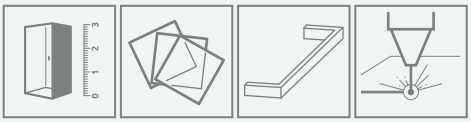

MADE TO MEASURE p. 7

GLASS VARIANTS p. 11

TOWEL HANGER p. 14

PRINT/ENGRAVING ON GLASS p. 24/28

RECOMMENDED SHOWER TRAYS



Dimensions are given in mm.

Espera DWJ









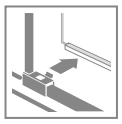



Espera DWJ + Argos D

Profile finish:



01 Chrome

Shower enclosure set consists of 2 parts: door and front wall. Please specify both article numbers when making an order.

Model	Width of niche (X)	Element	TRANSPARENT GLASS Art. No.
DWJ front 100 L	990-1010	Door 495 L	380495-01L
		DWJ front wall 450 L	380210-01L
DWJ front 100 R	990-1010	Door 495 R	380495-01R
		DWJ front wall 450 R	380210-01R
DWJ front 110 L	1090-1110	Door 545 L	380545-01L
		DWJ front wall 500 L	380211-01L
DWJ front 110 R	1090-1110	Door 545 R	380545-01R
		DWJ front wall 500 R	380211-01R
DWJ front 120 L	1190-1210	Door 595 L	380595-01L
		DWJ front wall 550 L	380212-01L
DWJ front 120 R	1190-1210	Door 595 R	380595-01R
		DWJ front wall 550 R	380212-01R
DWJ front 140 L	1390-1410	Door 695 L	380695-01L
		DWJ front wall 650 L	380214-01L
DWJ front 140 R	1390-1410	Door 695 R	380695-01R
		DWJ front wall 650 R	380214-01R
DWJ front 160 L	1590-1610	Door 795 L	380795-01L
		DWJ front wall 750 L	380216-01L
DWJ front 160 R	1590-1610	Door 795 R	380795-01R
		DWJ front wall 750 R	380216-01R

Dimensions are given in mm.

TECHNICAL DRAWINGS

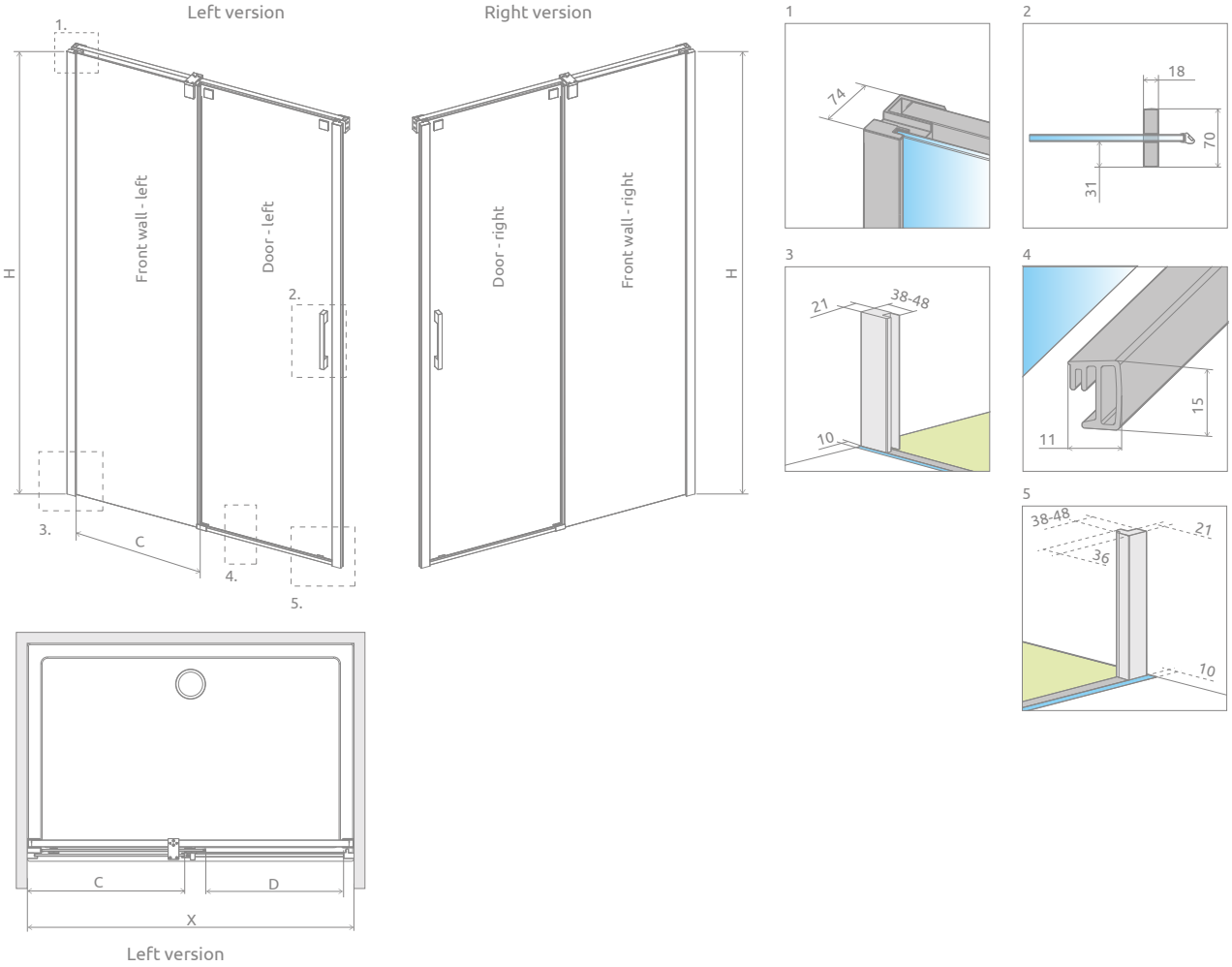

Model	X	C	D	H
DWJ 100	990-1010	477-487	406	2000
DWJ 110	1090-1110	527-537	456	2000
DWJ 120	1190-1210	577-587	506	2000
DWJ 140	1390-1410	677-687	606	2000
DWJ 160	1590-1610	777-787	706	2000

ADDITIONAL OPTIONS

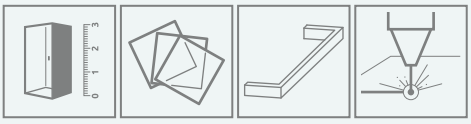

MADE TO MEASURE p. 7 | GLASS VARIANTS p. 11 | TOWEL HANGER p. 14 | PRINT/ENGRAVING ON GLASS p. 24/28



Espera DWD

Catalogue card of this model is available at **www.radaway.eu**

RECOMMENDED SHOWER TRAYS



Dimensions are given in mm.

IDEA 8 / IDEA

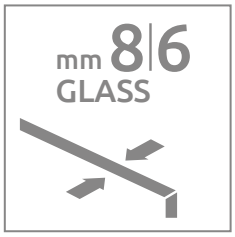

Tempered safety glass, thickness 8 mm or 6 mm, compliant with PN:EN 12150:1



Invisible mechanism of shift and regulation of the door



Stable shower enclosure construction



Gaskets ensuring leak proof performance



Glass protected with **EasyClean**® coating



Elegant chrome details



Subtle slider guarantees the door open silently



Possibility to unlock and tilt the door to clean the cabin

POSSIBILITY OF MOUNTING WITHOUT A THRESHOLD STRIP



More details in the assembly instructions.

STANDARD GLASS FINISH



01 Transparent



55 Factory/transparent

The pattern is made of durable ceramic paint, applied from the outside, which fuses with the glass during the toughening process.



PROFILE FINISH

Glossy:



01 Chrome



09 Gold

Matte:



54 Black

04 White

Brushed:

New



91 Nickel



99 Gold

New



92 GunMetal

New



93 Copper

Photos of products in colour variants can be found on p. 156.

Anodized profiles characterized by higher resistance to corrosion and abrasion.

ADDITIONAL OPTIONS



GLASS VARIANTS

Product is available in several glass variants. Details on p. 11.

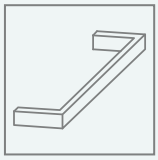

TOWEL HANGER

Possibility to order a rail hanger, ideal for hanging a towel. Details on p. 14.

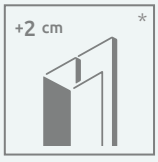

EXTENSION PROFILES

If you can not find suitable shower enclosure or shower door for your bathroom, then you can use extension profiles. Information about the profiles can be found on the page of particular model.



MADE TO MEASURE

Products marked with this pictogram are available in our "made to measure" programme eg. with non-standard dimensions, with slants, cutouts for the seat or bath. Details on p. 7 or on our website www.radaway.eu

* except PDD model



Idea 8
Idea

PDD
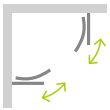
130

8 KDJ

132

8 QL KDJ
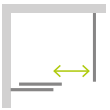
134

KDJ

136

KDJ Factory

158

8 KDD
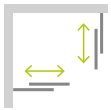
138

8 QL KDD
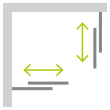
140

KDD
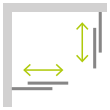
142

KDD Factory
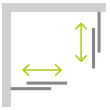
160

KDS

144

KDJ+S

146

8 DWJ

148

DWJ
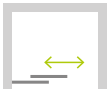
150

DWJ Factory
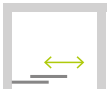
156

8 DWD
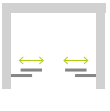
152

DWD
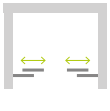
154

PNJ II
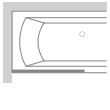
389

PNJ II
Frame / Factory
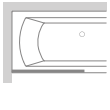
389

PN DWJ

405

PN DWD

407

PN DWJ+S

409

Idea PDD

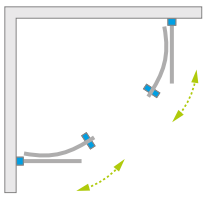





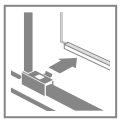



Profile finish:



01 Chrome **54** Black

Other colour versions of products from the series can be found on p. 156



Idea PDD + Doros Plus A

Shower enclosure set consists of 2 parts: shower door and sidewalls. Please specify all the article numbers when making an order. In the article number, the symbol **XX** should be replaced with the symbol of the selected colour.

SYMMETRIC SHOWER ENCLOSURES

Model	Element	TRANSPARENT GLASS Art. No.
PDD 80×80	PDD doors	387139-01-01
	PDD walls 80L×80R	387141-**XX**-01
PDD 90×90	PDD doors	387139-01-01
	PDD walls 90L×90R	387140-**XX**-01
PDD 100×100	PDD doors	387139-01-01
	PDD walls 100L×100R	387142-**XX**-01

ASYMMETRIC SHOWER ENCLOSURES

Model	Element	TRANSPARENT GLASS Art. No.
PDD 80L×90R	PDD doors	387139-01-01
	PDD walls 80L×90R	387150-**XX**-01
PDD 80L×100R	PDD doors	387139-01-01
	PDD walls 80L×100R	387152-**XX**-01
PDD 80L×120R	PDD doors	387139-01-01
	PDD walls 80L×120R	387154-**XX**-01
PDD 90L×80R	PDD doors	387139-01-01
	PDD walls 90L×80R	387151-**XX**-01
PDD 90L×100R	PDD doors	387139-01-01
	PDD walls 90L×100R	387156-**XX**-01
PDD 90L×120R	PDD doors	387139-01-01
	PDD walls 90L×120R	387158-**XX**-01
PDD 100L×80R	PDD doors	387139-01-01
	PDD walls 100L×80R	387153-**XX**-01
PDD 100L×90R	PDD doors	387139-01-01
	PDD walls 100L×90R	387157-**XX**-01
PDD 120L×80R	PDD doors	387139-01-01
	PDD walls 120L×80R	387155-**XX**-01
PDD 120L×90R	PDD doors	387139-01-01
	PDD walls 120L×90R	387159-**XX**-01

Dimensions are given in mm.

TECHNICAL DRAWINGS

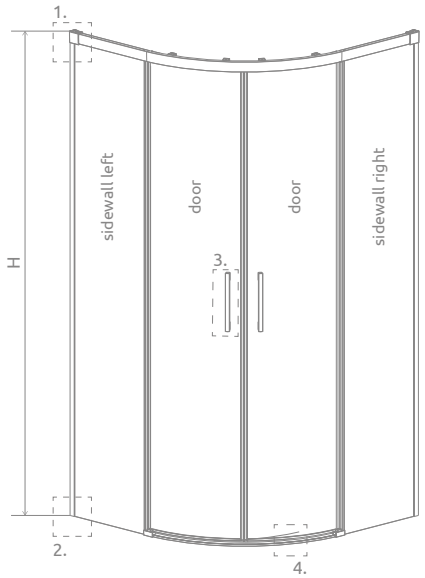

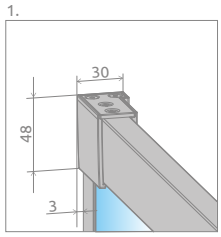

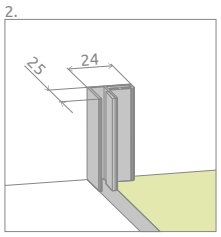

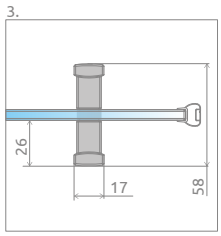

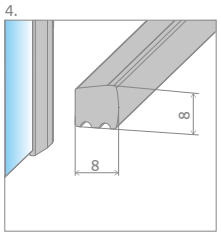

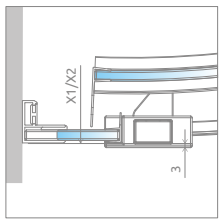

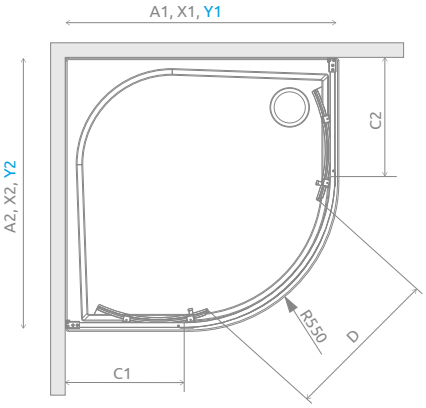



There is a possibility of a paid replacement of transparent gaskets for black gaskets:

– option no.1 – only magnetic gaskets,

– option no. 2 – all gaskets (magnetic, vertical and horizontal).

The selected option must be clearly stated in the order.

Model	A1	A2	X1	X2	Y1	Y2	C1	C2	D	H
PDD 80L×80R	800	800	785-800	785-800	780-795	780-795	227-242	227-242	405	2005
PDD 90L×90R	900	900	885-900	885-900	880-895	880-895	327-342	327-342	570	2005
PDD 100L×100R	1000	1000	985-1000	985-1000	980-995	980-995	427-442	427-442	570	2005
PDD 80L×90R	800	900	785-800	885-900	780-795	880-895	227-242	327-342	488	2005
PDD 80L×100R	800	1000	785-800	985-1000	780-795	980-995	227-242	427-442	488	2005
PDD 80L×120R	800	1200	785-800	1185-1200	780-795	1180-1195	227-242	627-642	488	2005
PDD 90L×80R	900	800	885-900	785-800	880-895	780-795	327-342	227-242	488	2005
PDD 90L×100R	900	1000	885-900	985-1000	880-895	980-995	327-342	427-442	570	2005
PDD 90L×120R	900	1200	885-900	1185-1200	880-895	1180-1195	327-342	627-642	570	2005
PDD 100L×80R	1000	800	985-1000	785-800	980-995	780-795	427-442	227-242	488	2005
PDD 100L×90R	1000	900	985-1000	885-900	980-995	880-895	427-442	327-342	570	2005
PDD 120L×80R	1200	800	1185-1200	785-800	1180-1195	780-795	627-642	227-242	488	2005
PDD 120L×90R	1200	900	1185-1200	885-900	1180-1195	880-895	627-642	327-342	570	2005

ADDITIONAL OPTIONS

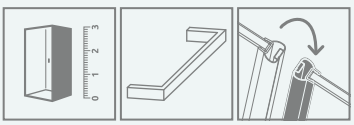

MADE TO MEASURE p. 7

TOWEL HANGER p. 14

GASKETS COLOUR EXCHANGE p. 17

RECOMMENDED SHOWER TRAYS



Dimensions are given in mm.

Idea 8 KDJ

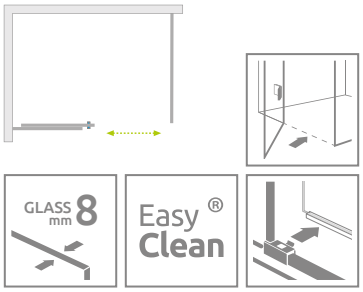

Profile finish:

Glossy: **Matte:** **Brushed:**



01 Chrome **54** Black **99** Gold



Other colour versions of products from the series can be found on p. 156

Idea 8 KDJ + Kyntos F

Shower enclosure set consists of 3 parts: front (two elements) and sidewall S1. Please specify all the article numbers when making an order. In the article number, the symbol **XX** should be replaced with the symbol of the selected colour.

FRONT

Model	Element	TRANSPARENT GLASS Art. No.
KDJ front 100 L	KDJ door 520 L	10340520-**XX**-01L
	Front wall 453	10350453-01-01
KDJ front 100 R	KDJ door 520 R	10340520-**XX**-01R
	Front wall 453	10350453-01-01
KDJ front 110 L	KDJ door 570 L	10340570-**XX**-01L
	Front wall 503	10350503-01-01
KDJ front 110 R	KDJ door 570 R	10340570-**XX**-01R
	Front wall 503	10350503-01-01
KDJ front 120 L	KDJ door 620 L	10340620-**XX**-01L
	Front wall 553	10350553-01-01
KDJ front 120 R	KDJ door 620 R	10340620-**XX**-01R
	Front wall 553	10350553-01-01
KDJ front 130 L	KDJ door 670 L	10340670-**XX**-01L
	Front wall 603	10350603-01-01
KDJ front 130 R	KDJ door 670 R	10340670-**XX**-01R
	Front wall 603	10350603-01-01
KDJ front 140 L	KDJ door 720 L	10340720-**XX**-01L
	Front wall 653	10350653-01-01
KDJ front 140 R	KDJ door 720 R	10340720-**XX**-01R
	Front wall 653	10350653-01-01
KDJ front 150 L	KDJ door 770 L	10340770-**XX**-01L
	Front wall 703	10350703-01-01
KDJ front 150 R	KDJ door 770 R	10340770-**XX**-01R
	Front wall 703	10350703-01-01
KDJ front 160 L	KDJ door 820 L	10340820-**XX**-01L
	Front wall 753	10350753-01-01
KDJ front 160 R	KDJ door 820 R	10340820-**XX**-01R
	Front wall 753	10350753-01-01

SIDEWALL S1 (universal for all profile colours)

Model	TRANSPARENT GLASS Art. No.
S1 70 L	10360070-01-01L
S1 70 R	10360070-01-01R
S1 75 L	10360075-01-01L
S1 75 R	10360075-01-01R
S1 80 L	10360080-01-01L
S1 80 R	10360080-01-01R
S1 90 L	10360090-01-01L
S1 90 R	10360090-01-01R
S1 100 L	10360100-01-01L
S1 100 R	10360100-01-01R
S1 110 L	10360110-01-01L
S1 110 R	10360110-01-01R
S1 120 L	10360120-01-01L
S1 120 R	10360120-01-01R

Dimensions are given in mm.

TECHNICAL DRAWINGS

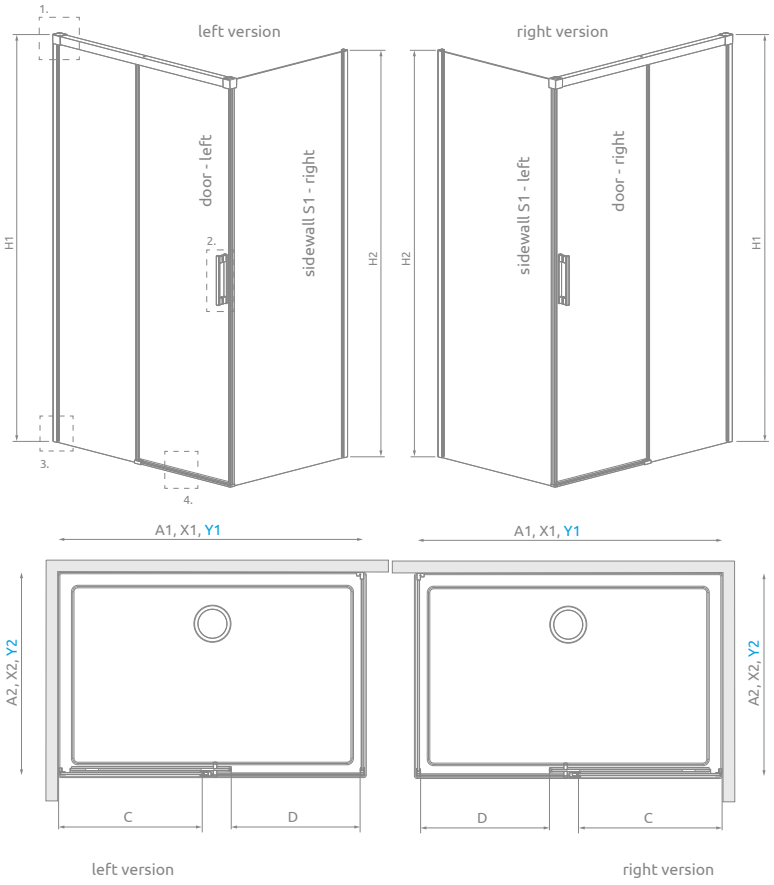

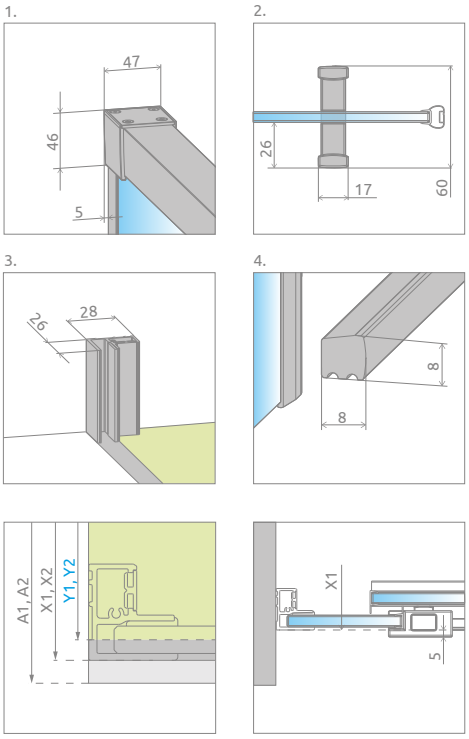



There is a possibility of a paid replacement of transparent gaskets (magnetic, vertical and horizontal) for black gaskets. This option should be clearly stated in the order.

Door	A1	X1	Y1	C	D	H1
KDJ 100	1000	985-1000	979-994	455-470	400	2005
KDJ 110	1100	1085-1100	1079-1094	505-520	450	2005
KDJ 120	1200	1185-1200	1179-1194	555-570	500	2005
KDJ 130	1300	1285-1300	1279-1294	605-620	550	2005
KDJ 140	1400	1385-1400	1379-1394	655-670	600	2005
KDJ 150	1500	1485-1500	1479-1494	705-720	650	2005
KDJ 160	1600	1585-1600	1579-1594	755-770	700	2005

Sidewall S1	A2	X2	Y2	H2
S1 70	700	685-700	679-694	2000
S1 75	750	735-750	729-744	2000
S1 80	800	785-800	779-794	2000
S1 90	900	885-900	879-894	2000
S1 100	1000	985-1000	979-994	2000
S1 110	1100	1085-1100	1079-1094	2000
S1 120	1200	1185-1200	1179-1194	2000

ADDITIONAL OPTIONS

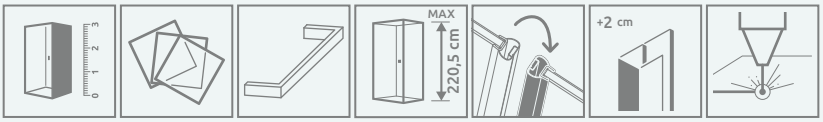

MADE TO MEASURE p. 7 | GLASS VARIANTS p. 11 | TOWEL HANGER p. 14 | MAXIMUM HEIGHT p. 16 | GASKETS COLOUR EXCHANGE p. 17 | EXTENSION PROFILES p. 21 | PRINT/ENGRAVING ON GLASS p. 24/28

Extension profiles	Art. No.
Profil +2 cm – it can be mounted only on the side of a front wall	P01-ID8-001-**XX**
Profil +2 cm – it can be mounted only on the side of the sidewall	P01-ID8-KDJ-SC-**XX**

In the article number, the symbol XX should be replaced with the symbol of the selected colour.

RECOMMENDED SHOWER TRAYS



Dimensions are given in mm.

Idea 8 QL KDJ







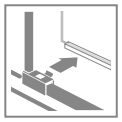



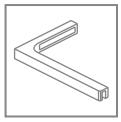

Profile finish:

Glossy: **Matte:** **Brushed:**



01 Chrome **54** Black **99** Gold

Other colour versions of products from the series can be found on p. 156



Idea 8 QL KDJ

Shower enclosure set consists of 3 parts: front (two elements) and sidewall S1. Please specify all the article numbers when making an order. In the article number, the symbol **XX** should be replaced with the symbol of the selected colour.
Due to the lack of profiles enabling adjustment of the shower enclosure, this model is available in two variants:
– **in the standard variant**, in which the external dimensions of the product are adapted to installation on a shower tray (external dimension of the shower enclosure is smaller than the size of the shower tray),
– **in the XL variant**, intended for installation directly on the floor, when the shower installation zone corresponds to standard dimensions of the shower tray.

FRONT

Model	Element	TRANSPARENT GLASS Art. No.	TRANSPARENT GLASS Art. No. XL
KDJ front 100 L	KDJ door 517 L	10550517-**XX**-01L	10560517-**XX**-01L
	Front wall 453	10350453-01-01	10570472-01-01
KDJ front 100 R	KDJ door 517 R	10550517-**XX**-01R	10560517-**XX**-01R
	Front wall 453	10350453-01-01	10570472-01-01
KDJ front 110 L	KDJ door 567 L	10550567-**XX**-01L	10560567-**XX**-01L
	Front wall 503	10350503-01-01	10570522-01-01
KDJ front 110 R	KDJ door 567 R	10550567-**XX**-01R	10560567-**XX**-01R
	Front wall 503	10350503-01-01	10570522-01-01
KDJ front 120 L	KDJ door 617 L	10550617-**XX**-01L	10560617-**XX**-01L
	Front wall 553	10350553-01-01	10570572-01-01
KDJ front 120 R	KDJ door 617 R	10550617-**XX**-01R	10560617-**XX**-01R
	Front wall 553	10350553-01-01	10570572-01-01

SIDEWALL S1 (universal for all profile colours)

Model	TRANSPARENT GLASS Art. No.	TRANSPARENT GLASS Art. No. XL
S1 70 L	10360070-01-01L	10580070-01-01L
S1 70 R	10360070-01-01R	10580070-01-01R
S1 80 L	10360080-01-01L	10580080-01-01L
S1 80 R	10360080-01-01R	10580080-01-01R
S1 90 L	10360090-01-01L	10580090-01-01L
S1 90 R	10360090-01-01R	10580090-01-01R
S1 100 L	10360100-01-01L	10580100-01-01L
S1 100 R	10360100-01-01R	10580100-01-01R

Dimensions are given in mm.

TECHNICAL DRAWINGS

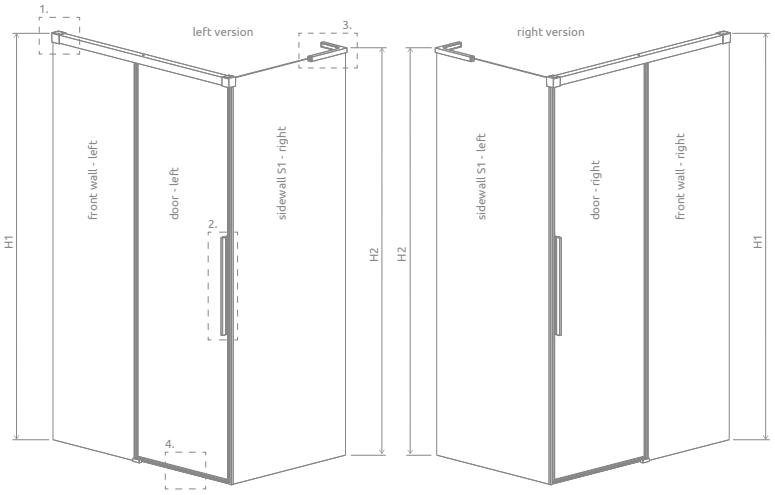

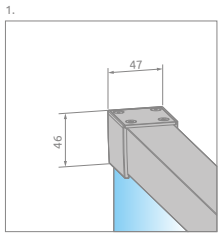

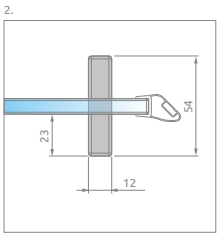

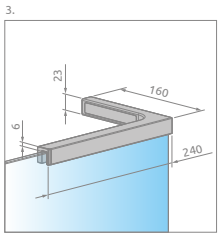

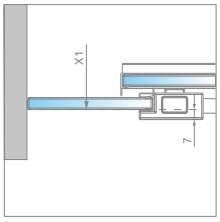

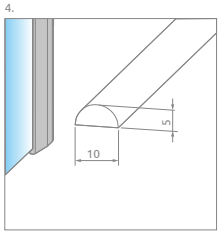



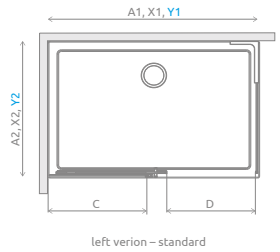

left verion – standard

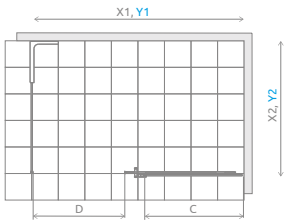

right version – XL

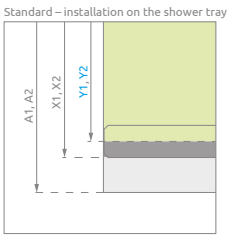

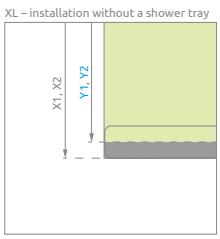



Transparent threshold strip

It is possible to replace the handle with a standard one of the Idea series for an additional fee.

This option must be clearly indicated in the order.

Standard size – installation on the shower tray

Door	A1	X1	Y1	C	D	H1
QL KDJ 100	1000	985	981	457	400	2005
QL KDJ 110	1100	1085	1081	507	450	2005
QL KDJ 120	1200	1185	1181	557	500	2005

Sidewall S1	A2	X2	Y2	H2
S1 70	700	685	681	2006
S1 80	800	785	781	2006
S1 90	900	885	881	2006
S1 100	1000	985	981	2006

XL Size – installation without a shower tray

Door	X1	Y1	C	D	H1
QL KDJ 100 XL	1004	1000	476	420	2005
QL KDJ 110 XL	1104	1100	526	470	2005
QL KDJ 120 XL	1204	1200	576	520	2005

Sidewall S1	X2	Y2	H2
S1 70 XL	704	700	2006
S1 80 XL	804	800	2006
S1 90 XL	904	900	2006
S1 100 XL	1004	1000	2006





There is a possibility of a paid replacement of transparent gaskets (magnetic, vertical and horizontal) for black gaskets. This option should be clearly stated in the order.

ADDITIONAL OPTIONS

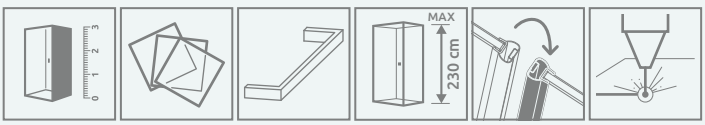

MADE TO MEASURE p. 7 | GLASS VARIANTS p. 11 | TOWEL HANGER p. 14 | MAXIMUM HEIGHT p. 16 | GASKETS COLOUR EXCHANGE p. 17 | PRINT/ENGRAVING ON GLASS p. 24/28

RECOMMENDED SHOWER TRAYS



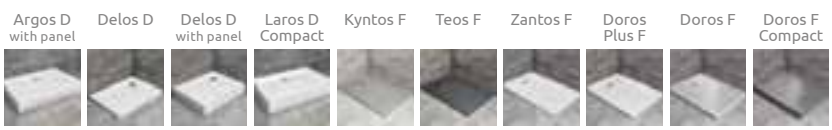

Dimensions are given in mm.

Idea KDJ

Other colour versions of products from the series can be found on p. 156

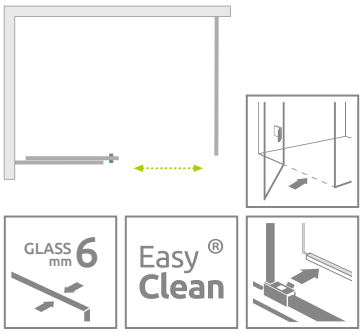


Idea KDJ

Profile finish:

Glossy:


01 Chrome


09 Gold


54 Black

04 White

Matte:

Brushed:

New


91 Nickel


99 Gold

New


92 GunMetal

New


93 Copper

Shower enclosure set consists of 2 parts: sliding door and sidewall. Please specify both article numbers when making an order.
In the article number, the symbol **XX** should be replaced with the symbol of the selected colour.

DOOR

Model	TRANSPARENT GLASS Art. No.
KDJ door 100 L	387040-**XX**-01L
KDJ door 100 R	387040-**XX**-01R
KDJ door 110 L	387041-**XX**-01L
KDJ door 110 R	387041-**XX**-01R
KDJ door 120 L	387042-**XX**-01L
KDJ door 120 R	387042-**XX**-01R
KDJ door 130 L	387043-**XX**-01L
KDJ door 130 R	387043-**XX**-01R
KDJ door 140 L	387044-**XX**-01L
KDJ door 140 R	387044-**XX**-01R
KDJ door 150 L	387045-**XX**-01L
KDJ door 150 R	387045-**XX**-01R
KDJ door 160 L	387046-**XX**-01L
KDJ door 160 R	387046-**XX**-01R

SIDEWALL S1

Model	TRANSPARENT GLASS Art. No.
S1 70 L	387048-**XX**-01L
S1 70 R	387048-**XX**-01R
S1 75 L	387049-**XX**-01L
S1 75 R	387049-**XX**-01R
S1 80 L	387051-**XX**-01L
S1 80 R	387051-**XX**-01R
S1 90 L	387050-**XX**-01L
S1 90 R	387050-**XX**-01R
S1 100 L	387052-**XX**-01L
S1 100 R	387052-**XX**-01R
S1 110 L	387053-**XX**-01L
S1 110 R	387053-**XX**-01R
S1 120 L	387054-**XX**-01L
S1 120 R	387054-**XX**-01R

Dimensions are given in mm.

TECHNICAL DRAWINGS

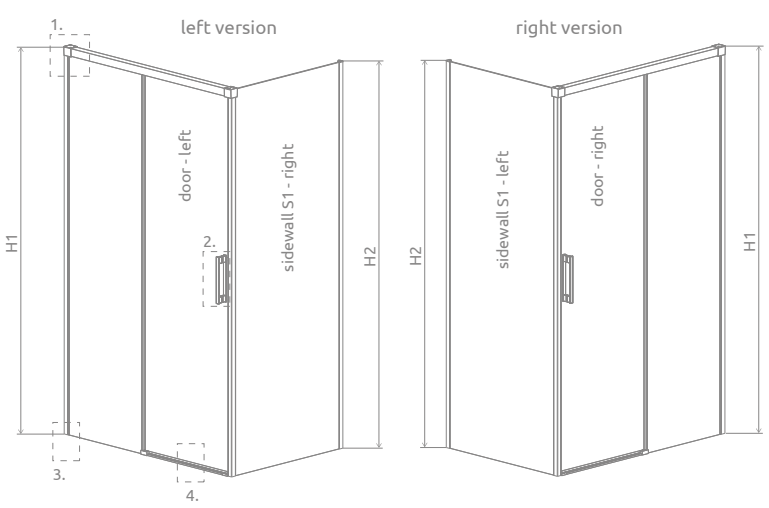

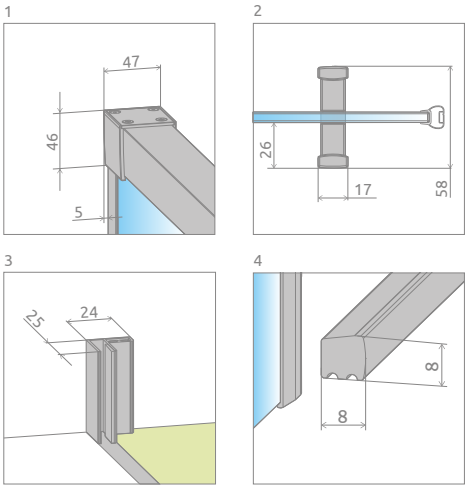

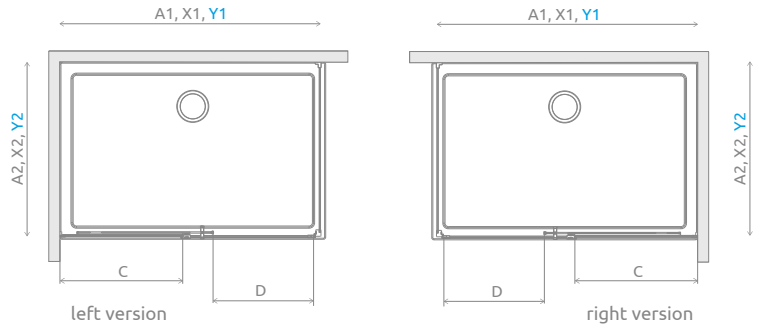

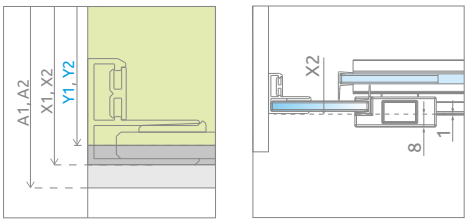

Door	A1	X1	Y1	C	D	H1
KDJ 100	1000	985-1000	980-995	455-470	385	2005
KDJ 110	1100	1085-1100	1080-1095	505-520	435	2005
KDJ 120	1200	1185-1200	1180-1195	555-570	485	2005
KDJ 130	1300	1285-1300	1280-1295	605-620	535	2005
KDJ 140	1400	1385-1400	1380-1395	655-670	585	2005
KDJ 150	1500	1485-1500	1480-1495	705-720	635	2005
KDJ 160	1600	1585-1600	1580-1595	755-770	685	2005

Sidewall S1	A2	X2	Y2	H2
S1 70	700	685-700	680-695	2000
S1 75	750	735-750	730-745	2000
S1 80	800	785-800	780-795	2000
S1 90	900	885-900	880-895	2000
S1 100	1000	985-1000	980-995	2000
S1 110	1100	1085-1100	1080-1095	2000
S1 120	1200	1185-1200	1180-1195	2000



There is a possibility of a paid replacement of transparent gaskets (magnetic, vertical and horizontal) for black gaskets. This option should be clearly stated in the order.

ADDITIONAL OPTIONS



MADE TO MEASURE p. 7 | GLASS VARIANTS p. 11 | TOWEL HANGER p. 14 | GASKETS COLOUR EXCHANGE p. 17 | EXTENSION PROFILES p. 21 | PRINT/ENGRAVING ON GLASS p. 24/28

Extension profiles	Art. No.
Profil +2 cm – it can be mounted only on the side of a front wall	P01-ID-001-**XX**
Profil +2 cm – it can be mounted only on the side of the sidewall	P01-ID-KDJ-SC-**XX**

In the article number, the symbol XX should be replaced with the symbol of the selected colour.

RECOMMENDED SHOWER TRAYS



Dimensions are given in mm.

Idea 8 KDD

Other colour versions of products from the series can be found on p. 156

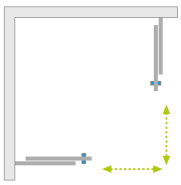





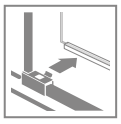





Profile finish:



01 Chrome **54** Black **99** Gold

Shower enclosure set consists of 2 parts: left and right. Please specify both article numbers when making an order.
In the article number, the symbol **XX** should be replaced with the symbol of the selected colour.

LEFT PART

Model	TRANSPARENT GLASS Art. No.
KDD 80 L	10370080-**XX**-01L
KDD 90 L	10370090-**XX**-01L
KDD 100 L	10370100-**XX**-01L
KDD 110 L	10370110-**XX**-01L
KDD 120 L	10370120-**XX**-01L

RIGHT PART

Model	TRANSPARENT GLASS Art. No.
KDD 80 R	10370080-**XX**-01R
KDD 90 R	10370090-**XX**-01R
KDD 100 R	10370100-**XX**-01R
KDD 110 R	10370110-**XX**-01R
KDD 120 R	10370120-**XX**-01R

Dimensions are given in mm.

TECHNICAL DRAWINGS

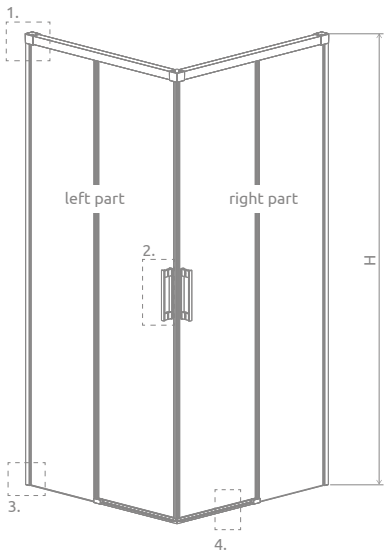

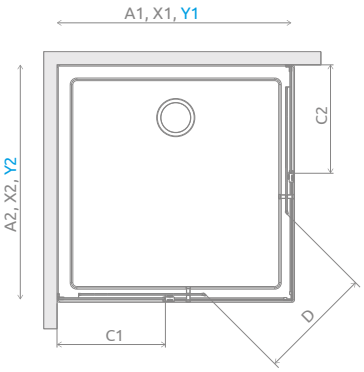

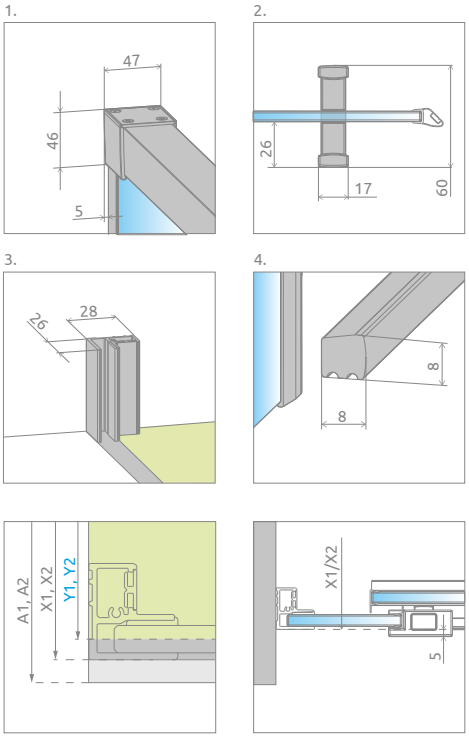



There is a possibility of a paid replacement of transparent gaskets for black gaskets:

– option no.1 – only magnetic gaskets,

– option no. 2 – all gaskets (magnetic, vertical and horizontal).

The selected option must be clearly stated in the order.

Model	A1/A2	X1/X2	Y1/Y2	C1/C2	H
KDD 80 L/R	800	785-800	779-794	355-370	2005
KDD 90 L/R	900	885-900	879-894	405-420	2005
KDD 100 L/R	1000	985-1000	979-994	455-470	2005
KDD 110 L/R	1100	1085-1100	1079-1094	505-520	2005
KDD 120 L/R	1200	1185-1200	1179-1194	555-570	2005

Model	D
KDD 80L×80R	420
KDD 80L×90R	455
KDD 80L×100R	495
KDD 80L×110R	535
KDD 80L×120R	575
KDD 90L×80R	455
KDD 90L×90R	490
KDD 90L×100R	525
KDD 90L×110R	565
KDD 90L×120R	605
KDD 100L×80R	495
KDD 100L×90R	525
KDD 100L×100R	560

Model	D
KDD 100L×110R	595
KDD 100L×120R	635
KDD 110L×80R	535
KDD 110L×90R	565
KDD 110L×100R	595
KDD 110L×110R	630
KDD 110L×120R	665
KDD 120L×80R	575
KDD 120L×90R	605
KDD 120L×100R	635
KDD 120L×110R	665
KDD 120L×120R	700

Extension profiles	Art. No.
 Profil +2 cm	P01-ID8-001-**XX**

In the article number, the symbol XX should be replaced with the symbol of the selected colour.

Idea

ADDITIONAL OPTIONS

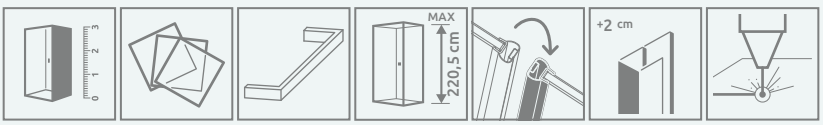

MADE TO MEASURE p. 7 | GLASS VARIANTS p. 11 | TOWEL HANGER p. 14 | MAXIMUM HEIGHT p. 16 | GASKETS COLOUR EXCHANGE p. 17 | EXTENSION PROFILES p. 21 | PRINT/ENGRAVING ON GLASS p. 24/28

RECOMMENDED SHOWER TRAYS





Dimensions are given in mm.

New

Idea 8 QL KDD

Other colour versions of products from the series can be found on p. 156

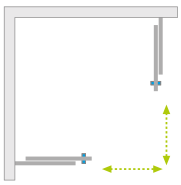





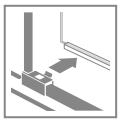




Idea QL KDD + Kyntos C

Profile finish:

Glossy:	Matte:	Brushed:
		
01 Chrome	**54** Black	**99** Gold

Shower enclosure set consists of 2 parts: left and right. Please specify both article numbers when making an order.
In the article number, the symbol **XX** should be replaced with the symbol of the selected colour.
Due to the lack of profiles enabling adjustment of the shower enclosure, this model is available in two variants:
– **in the standard variant**, in which the external dimensions of the product are adapted to installation on a shower tray (external dimension of the shower enclosure is smaller than the size of the shower tray),
– **in the XL variant**, intended for installation directly on the floor, when the shower installation zone corresponds to standard dimensions of the shower tray.

LEFT PART

Model	TRANSPARENT GLASS Art. No.	TRANSPARENT GLASS Art. No. XL
KDD 80 L	10590080-**XX**-01L	10600080-**XX**-01L
KDD 90 L	10590090-**XX**-01L	10600090-**XX**-01L
KDD 100 L	10590100-**XX**-01L	10600100-**XX**-01L
KDD 110 L	10590110-**XX**-01L	10600110-**XX**-01L
KDD 120 L	10590120-**XX**-01L	10600120-**XX**-01L

RIGHT PART

Model	TRANSPARENT GLASS Art. No.	TRANSPARENT GLASS Art. No. XL
KDD 80 R	10590080-**XX**-01R	10600080-**XX**-01R
KDD 90 R	10590090-**XX**-01R	10600090-**XX**-01R
KDD 100 R	10590100-**XX**-01R	10600100-**XX**-01R
KDD 110 R	10590110-**XX**-01R	10600110-**XX**-01R
KDD 120 R	10590120-**XX**-01R	10600120-**XX**-01R

Dimensions are given in mm.

TECHNICAL DRAWINGS

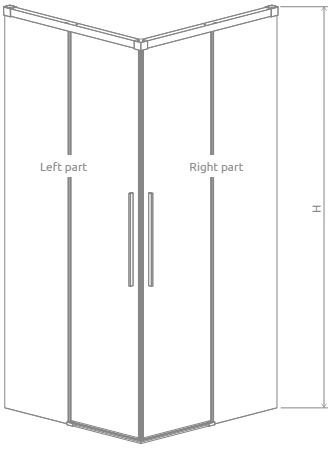

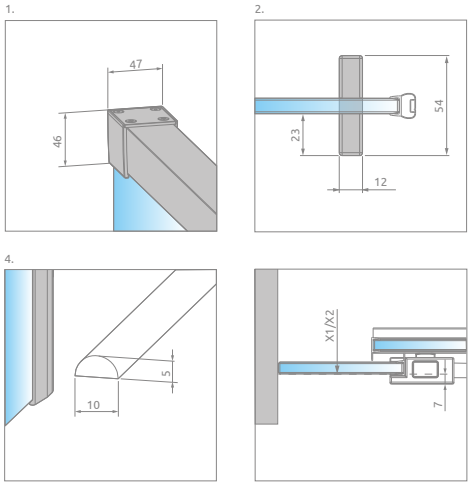

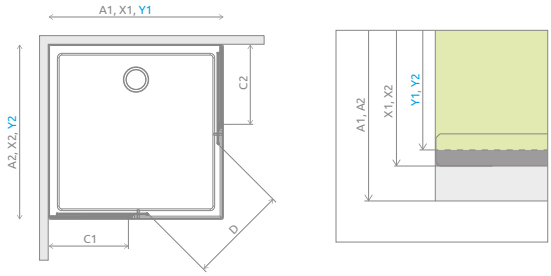

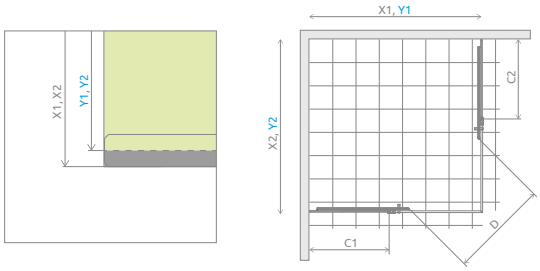

Standard size – installation on the shower tray

Model	A1/A2	X1/X2	Y1/Y2	C1/C2	H1
KDD 80 L/R	800	785	781	357	2005
KDD 90 L/R	900	885	881	407	2005
KDD 100 L/R	1000	985	981	457	2005
KDD 110 L/R	1100	1085	1081	507	2005
KDD 120 L/R	1200	1185	1181	557	2005

Model	D
KDD 80×80	420
KDD 90×90	490
KDD 100×100	560
KDD 110×110	630
KDD 120×120	700
KDD 80×90	455
KDD 80×100	495
KDD 80×110	535

Model	D
KDD 80×120	575
KDD 90×100	525
KDD 90×110	565
KDD 90×120	605
KDD 100×110	595
KDD 100×120	635
KDD 110×120	665

XL Size – installation without a shower tray

Model	X1/X2	Y1/Y2	C1/C2	H1
KDD 80 L/R	804	800	376	2005
KDD 90 L/R	904	900	426	2005
KDD 100 L/R	1004	1000	476	2005
KDD 110 L/R	1104	1100	526	2005
KDD 120 L/R	1204	1200	576	2005

Model	D
KDD 80×80	445
KDD 90×90	515
KDD 100×100	585
KDD 110×110	655
KDD 120×120	725
KDD 80×90	480
KDD 80×100	520
KDD 80×110	560

Model	D
KDD 80×120	600
KDD 90×100	550
KDD 90×110	590
KDD 90×120	630
KDD 100×110	620
KDD 100×120	660
KDD 110×120	690

ADDITIONAL OPTIONS

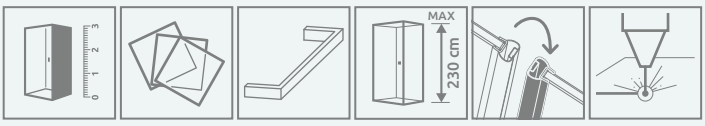

MADE TO MEASURE p. 7 | GLASS VARIANTS p. 11 | TOWEL HANGER p. 14 | MAXIMUM HEIGHT p. 16 | GASKETS COLOUR EXCHANGE p. 17 | PRINT/ENGRAVING ON GLASS p. 24/28



There is a possibility of a paid replacement of transparent gaskets for black gaskets:

– option no.1 – only magnetic gaskets,

– option no. 2 – all gaskets (magnetic, vertical and horizontal).

The selected option must be clearly stated in the order.

RECOMMENDED SHOWER TRAYS



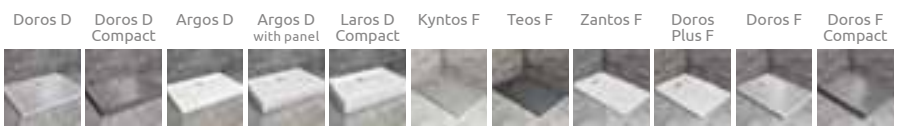

Dimensions are given in mm.

Idea KDD

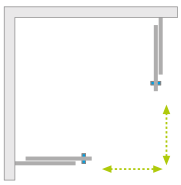





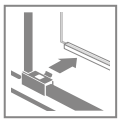



Profile finish:

Glossy: **Matte:**



01 Chrome **09** Gold **54** Black **04** White

Brushed:

New New New



91 Nickel **99** Gold **92** GunMetal **93** Copper

Other colour versions of products from the series can be found on p. 156



Idea KDD + Argos C

Shower enclosure set consists of 2 parts: left and right. Please specify both article numbers when making an order.
In the article number, the symbol **XX** should be replaced with the symbol of the selected colour.

LEFT PART

Model	TRANSPARENT GLASS Art. No.
KDD 70 L	387065-**XX**-01L
KDD 75 L	387066-**XX**-01L
KDD 80 L	387061-**XX**-01L
KDD 90 L	387060-**XX**-01L
KDD 100 L	387062-**XX**-01L
KDD 110 L	387063-**XX**-01L
KDD 120 L	387064-**XX**-01L

RIGHT PART

Model	TRANSPARENT GLASS Art. No.
KDD 70 R	387065-**XX**-01R
KDD 75 R	387066-**XX**-01R
KDD 80 R	387061-**XX**-01R
KDD 90 R	387060-**XX**-01R
KDD 100 R	387062-**XX**-01R
KDD 110 R	387063-**XX**-01R
KDD 120 R	387064-**XX**-01R

Dimensions are given in mm.

TECHNICAL DRAWINGS

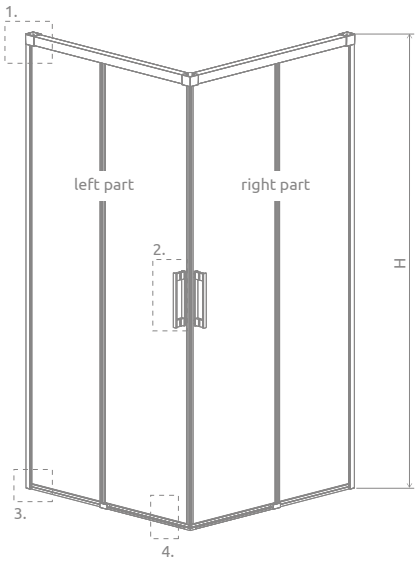

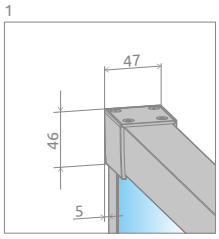

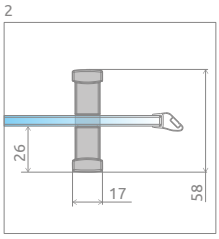

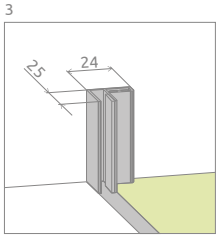

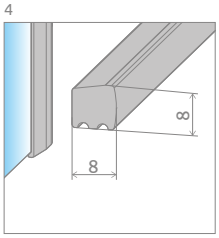

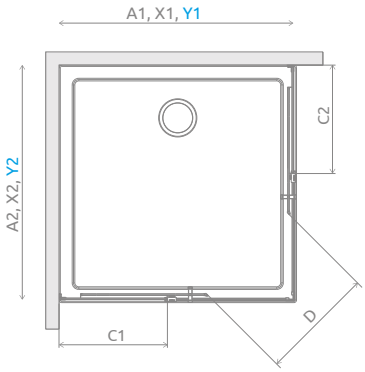

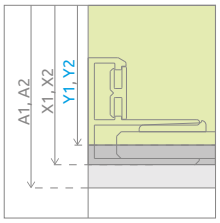

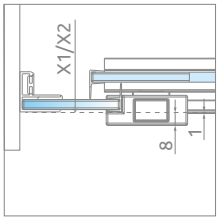

Model	D
KDD 70L×70R	345
KDD 70L×75R	365
KDD 70L×80R	380
KDD 70L×90R	420
KDD 70L×100R	465
KDD 70L×110R	505
KDD 70L×120R	550
KDD 75L×70R	365
KDD 75L×75R	380
KDD 75L×80R	400
KDD 75L×90R	440
KDD 75L×100R	480
KDD 75L×110R	520
KDD 75L×120R	565

Model	D
KDD 80L×70R	380
KDD 80L×75R	400
KDD 80L×80R	420
KDD 80L×90R	455
KDD 80L×100R	495
KDD 80L×110R	535
KDD 80L×120R	575
KDD 90L×70R	420
KDD 90L×75R	440
KDD 90L×80R	455
KDD 90L×90R	490
KDD 90L×100R	525
KDD 90L×110R	565
KDD 90L×120R	605

Model	D
KDD 100L×70R	465
KDD 100L×75R	480
KDD 100L×80R	495
KDD 100L×90R	525
KDD 100L×100R	560
KDD 100L×110R	595
KDD 100L×120R	635
KDD 110L×70R	505
KDD 110L×75R	520
KDD 110L×80R	535
KDD 110L×90R	565
KDD 110L×100R	595
KDD 110L×110R	630
KDD 110L×120R	665
KDD 120L×70R	550
KDD 120L×75R	565
KDD 120L×80R	575
KDD 120L×90R	605
KDD 120L×100R	635
KDD 120L×110R	665
KDD 120L×120R	700

Model	A1/A2	X1/X2	Y1/Y2	C1/C2	H
KDD 70 L/R	700	685-700	680-695	305-320	2005
KDD 75 L/R	750	735-750	730-745	330-345	2005
KDD 80 L/R	800	785-800	780-795	355-370	2005
KDD 90 L/R	900	885-900	880-895	405-420	2005
KDD 100 L/R	1000	985-1000	980-995	455-470	2005
KDD 110 L/R	1100	1085-1100	1080-1095	505-520	2005
KDD 120 L/R	1200	1185-1200	1180-1195	555-570	2005



There is a possibility of a paid replacement of transparent gaskets for black gaskets:

– option no.1 – only magnetic gaskets,

– option no. 2 – all gaskets (magnetic, vertical and horizontal).

The selected option must be clearly stated in the order.

ADDITIONAL OPTIONS



MADE TO MEASURE p. 7 | GLASS VARIANTS p. 11 | TOWEL HANGER p. 14 | GASKETS COLOUR EXCHANGE p. 17 | EXTENSION PROFILES p. 21 | PRINT/ENGRAVING ON GLASS p. 24/28

Extension profiles	Art. No.
Profil +2 cm	P01-ID-001-**XX**

In the article number, the symbol XX should be replaced with the symbol of the selected colour.

RECOMMENDED SHOWER TRAYS



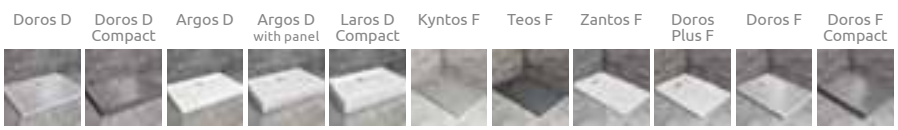

Dimensions are given in mm.

Idea KDS







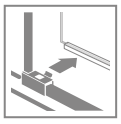



Profile finish:



01 Chrome **54** Black

Other colour versions of products from the series can be found on p. 156



Idea KDS + Kyntos F

Shower enclosure set consists of 2 parts: sliding door and sidewall. Please specify both article numbers when making an order.
In the article number, the symbol **XX** should be replaced with the symbol of the selected colour.

DOOR

Model	TRANSPARENT GLASS Art. No.
KDS door 100 L	10115100-**XX**-01L
KDS door 100 R	10115100-**XX**-01R
KDS door 110 L	10115110-**XX**-01L
KDS door 110 R	10115110-**XX**-01R
KDS door 120 L	10115120-**XX**-01L
KDS door 120 R	10115120-**XX**-01R
KDS door 130 L	10115130-**XX**-01L
KDS door 130 R	10115130-**XX**-01R
KDS door 140 L	10115140-**XX**-01L
KDS door 140 R	10115140-**XX**-01R
KDS door 150 L	10115150-**XX**-01L
KDS door 150 R	10115150-**XX**-01R
KDS door 160 L	10115160-**XX**-01L
KDS door 160 R	10115160-**XX**-01R

SIDEWALL S2 (universal for all profile colours)

Model	TRANSPARENT GLASS Art. No.
S2 70	10117070-01-01
S2 75	10117075-01-01
S2 80	10117080-01-01
S2 90	10117090-01-01
S2 100	10117100-01-01
S2 110	10117110-01-01
S2 120	10117120-01-01

Dimensions are given in mm.

TECHNICAL DRAWINGS

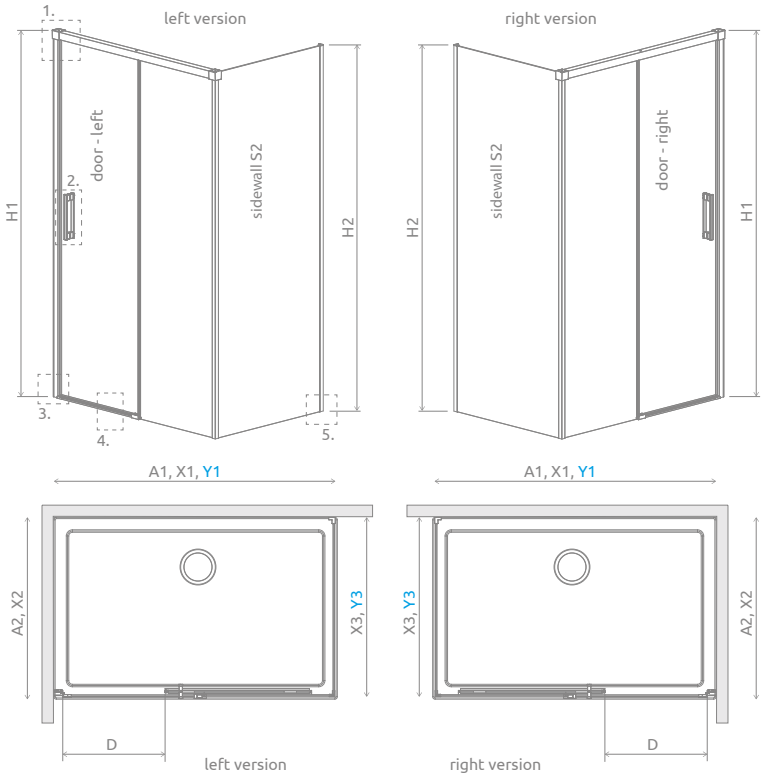

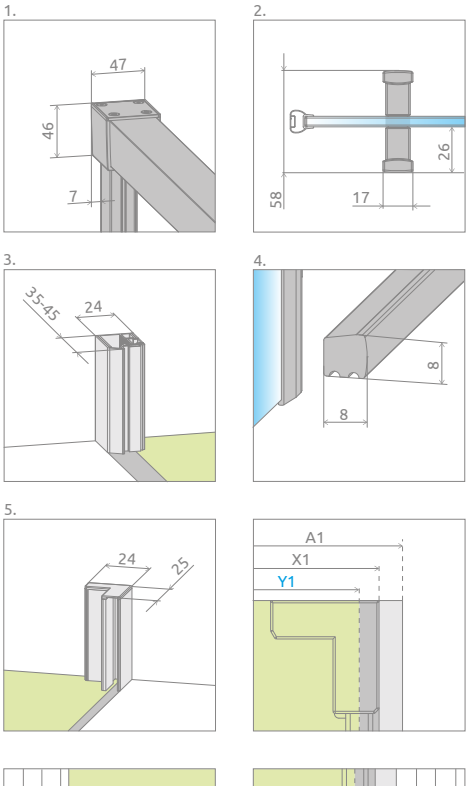

Door	A1	X1	Y1	D	H1
KDS 100	1000	990-1000	985-995	373	2005
KDS 110	1100	1090-1100	1085-1095	423	2005
KDS 120	1200	1190-1200	1185-1195	473	2005
KDS 130	1300	1290-1300	1285-1295	523	2005
KDS 140	1400	1390-1400	1385-1395	573	2005
KDS 150	1500	1490-1500	1485-1495	623	2005
KDS 160	1600	1590-1600	1585-1595	673	2005

Sidewall S2	A2	X2	X3	Y3	H2
S2 70	700	679-694	683-698	678-693	2000
S2 75	750	729-744	733-748	728-743	2000
S2 80	800	779-794	783-798	778-793	2000
S2 90	900	879-894	883-898	878-893	2000
S2 100	1000	979-994	983-998	978-993	2000
S2 110	1100	1079-1094	1083-1098	1078-1093	2000
S2 120	1200	1179-1194	1183-1198	1178-1193	2000

ADDITIONAL OPTIONS



MADE TO MEASURE p. 7
GLASS VARIANTS p. 11
TOWEL HANGER p. 14
GASKETS COLOUR EXCHANGE p. 17
EXTENSION PROFILES p. 21
PRINT/ENGRAVING ON GLASS p. 24/28



There is a possibility of a paid replacement of transparent gaskets (magnetic, vertical and horizontal) for black gaskets. This option should be clearly stated in the order.

Extension profiles	Art. No.
Profil +2 cm – it can be mounted only on the side of the sidewall	P01-ID-KDJ-SC-**XX**

In the article number, the symbol XX should be replaced with the symbol of the selected colour.

RECOMMENDED SHOWER TRAYS



Dimensions are given in mm.

Idea KDJ+S







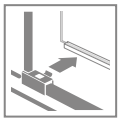



Profile finish:



01 Chrome **54** Black

Other colour versions of products from the series can be found on p. 156



Idea KDJ+S + Giaros D

Shower enclosure set consists of 3 parts: door, sidewall S1 and sidewall S2. Please specify all the article numbers when making an order. In the article number, the symbol **XX** should be replaced with the symbol of the selected colour.

DOOR

Model	TRANSPARENT GLASS Art. No.
KDJ+S door 100 L	10116100-**XX**-01L
KDJ+S door 100 R	10116100-**XX**-01R
KDJ+S door 110 L	10116110-**XX**-01L
KDJ+S door 110 R	10116110-**XX**-01R
KDJ+S door 120 L	10116120-**XX**-01L
KDJ+S door 120 R	10116120-**XX**-01R
KDJ+S door 130 L	10116130-**XX**-01L
KDJ+S door 130 R	10116130-**XX**-01R
KDJ+S door 140 L	10116140-**XX**-01L
KDJ+S door 140 R	10116140-**XX**-01R
KDJ+S door 150 L	10116150-**XX**-01L
KDJ+S door 150 R	10116150-**XX**-01R
KDJ+S door 160 L	10116160-**XX**-01L
KDJ+S door 160 R	10116160-**XX**-01R

SIDEWALL S1

Model	TRANSPARENT GLASS Art. No.
S1 70 L	387048-**XX**-01L
S1 70 R	387048-**XX**-01R
S1 75 L	387049-**XX**-01L
S1 75 R	387049-**XX**-01R
S1 80 L	387051-**XX**-01L
S1 80 R	387051-**XX**-01R
S1 90 L	387050-**XX**-01L
S1 90 R	387050-**XX**-01R
S1 100 L	387052-**XX**-01L
S1 100 R	387052-**XX**-01R

SIDEWALL S2

(universal for all profile colours)

Model	TRANSPARENT GLASS Art. No.
S2 70	10117070-01-01
S2 75	10117075-01-01
S2 80	10117080-01-01
S2 90	10117090-01-01
S2 100	10117100-01-01

Dimensions are given in mm.

TECHNICAL DRAWINGS

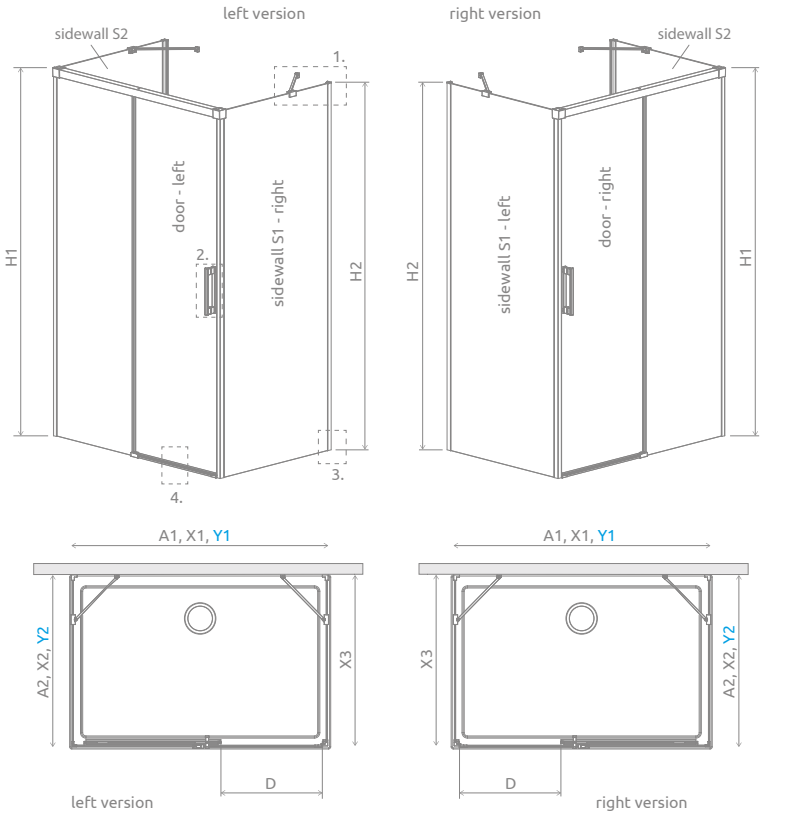

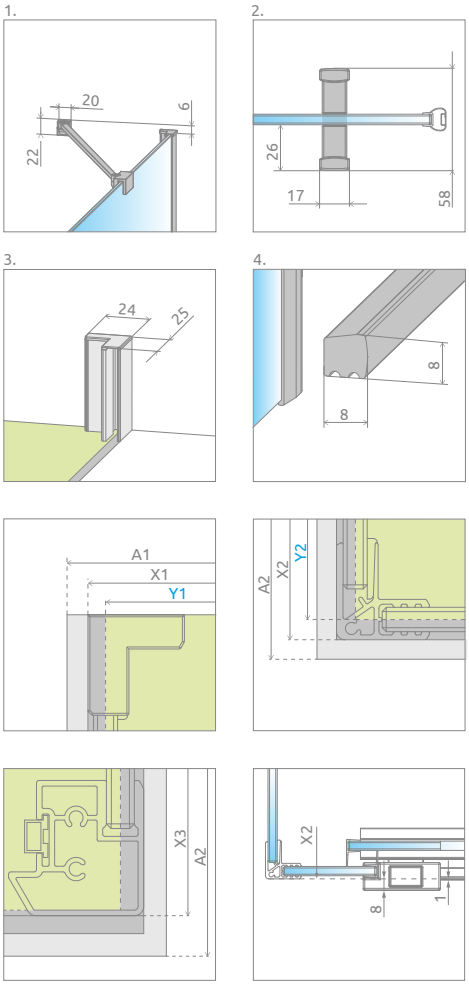

Door	A1	X1	Y1	D	H1
KDJ+S 100	1000	980	970	370	2005
KDJ+S 110	1100	1080	1070	420	2005
KDJ+S 120	1200	1180	1170	470	2005
KDJ+S 130	1300	1280	1270	520	2005
KDJ+S 140	1400	1380	1370	570	2005
KDJ+S 150	1500	1480	1470	620	2005
KDJ+S 160	1600	1580	1570	670	2005

Sidewall S1	X3
S1 70	681-696
S1 75	731-746
S1 80	781-796
S1 90	881-896
S1 100	981-996

Sidewall S2	A2	X2	Y2	H2
S2 70	700	685-700	680-695	2000
S2 75	750	735-750	730-745	2000
S2 80	800	785-800	780-795	2000
S2 90	900	885-900	880-895	2000
S2 100	1000	985-1000	980-995	2000



There is a possibility of a paid replacement of transparent gaskets (magnetic, vertical and horizontal) for black gaskets. This option should be clearly stated in the order.

ADDITIONAL OPTIONS

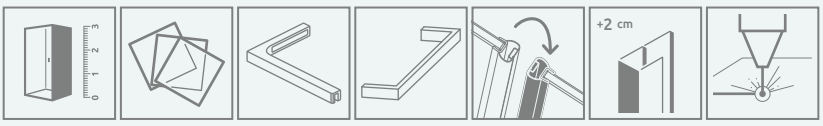

MADE TO MEASURE p. 7 | GLASS VARIANTS p. 11 | STABILIZER L p. 13 | TOWEL HANGER p. 14 | GASKETS COLOUR EXCHANGE p. 17 | EXTENSION PROFILES p. 21 | PRINT/ENGRAVING ON GLASS p. 24/28

Extension profiles	Art. No.
Profil +2 cm – it can be mounted only on the side of the sidewall	P01-ID-KDJ-SC-**XX**

In the article number, the symbol XX should be replaced with the symbol of the selected colour.

RECOMMENDED SHOWER TRAYS



Dimensions are given in mm.

Idea 8 DWJ

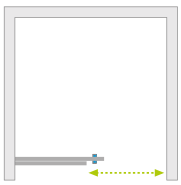





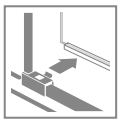



Profile finish:

Glossy: **Matte:** **Brushed:**



01 Chrome **54** Black **99** Gold

Other colour versions of products from the series can be found on p. 156



Idea 8 Black DWJ

Shower enclosure set consists of 2 parts: shower door and front wall. Please specify both article numbers when making an order.
In the article number, the symbol **XX** should be replaced with the symbol of the selected colour.

Model	Element	TRANSPARENT GLASS Art. No.
DWJ 100 L	DWJ door 520 L	10330520-**XX**-01L
	Front wall 453	10350453-01-01
DWJ 100 R	DWJ door 520 R	10330520-**XX**-01R
	Front wall 453	10350453-01-01
DWJ 110 L	DWJ door 570 L	10330570-**XX**-01L
	Front wall 503	10350503-01-01
DWJ 110 R	DWJ door 570 R	10330570-**XX**-01R
	Front wall 503	10350503-01-01
DWJ 120 L	DWJ door 620 L	10330620-**XX**-01L
	Front wall 553	10350553-01-01
DWJ 120 R	DWJ door 620 R	10330620-**XX**-01R
	Front wall 553	10350553-01-01
DWJ 130 L	DWJ door 670 L	10330670-**XX**-01L
	Front wall 603	10350603-01-01
DWJ 130 R	DWJ door 670 R	10330670-**XX**-01R
	Front wall 603	10350603-01-01
DWJ 140 L	DWJ door 720 L	10330720-**XX**-01L
	Front wall 653	10350653-01-01
DWJ 140 R	DWJ door 720 R	10330720-**XX**-01R
	Front wall 653	10350653-01-01
DWJ 150 L	DWJ door 770 L	10330770-**XX**-01L
	Front wall 703	10350703-01-01
DWJ 150 R	DWJ door 770 R	10330770-**XX**-01R
	Front wall 703	10350703-01-01
DWJ 160 L	DWJ door 820 L	10330820-**XX**-01L
	Front wall 753	10350753-01-01
DWJ 160 R	DWJ door 820 R	10330820-**XX**-01R
	Front wall 753	10350753-01-01

Dimensions are given in mm.

TECHNICAL DRAWINGS

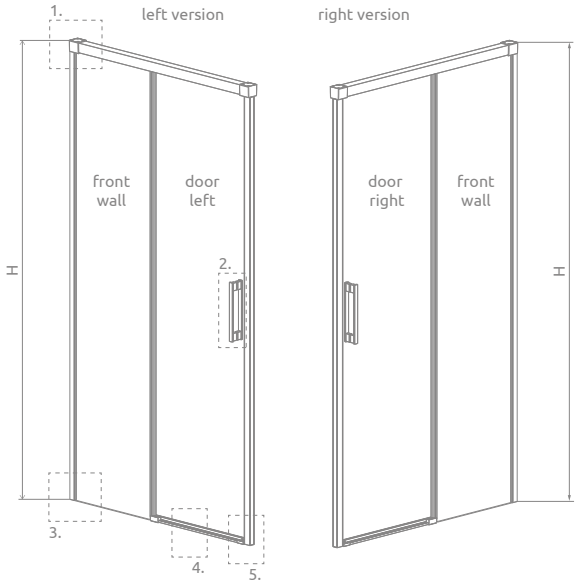

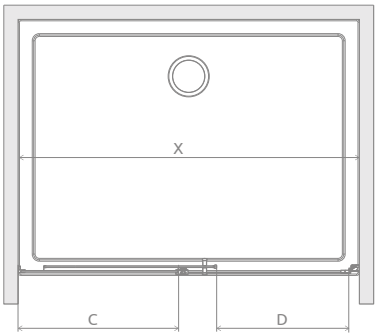

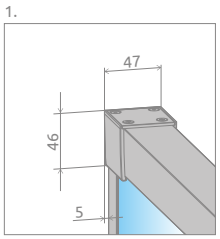

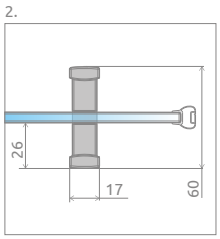

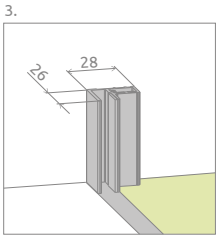

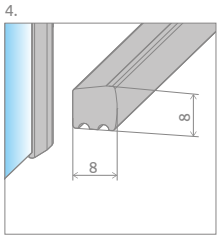

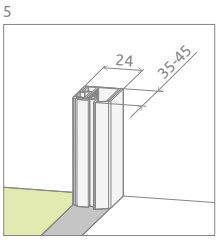



There is a possibility of a paid replacement of transparent gaskets (magnetic, vertical and horizontal) for black gaskets. This option should be clearly stated in the order.

Model	X	C	D	H
DWJ 100	987-1012	455-470	390	2005
DWJ 110	1087-1112	505-520	440	2005
DWJ 120	1187-1212	555-570	490	2005
DWJ 130	1287-1312	605-620	540	2005
DWJ 140	1387-1412	655-670	590	2005
DWJ 150	1487-1512	705-720	640	2005
DWJ 160	1587-1612	755-770	690	2005

Extension profiles		Art. No.
	Profil +2 cm – it can be mounted only on the side of a front wall	P01-ID8-001-**XX**

In the article number, the symbol XX should be replaced with the symbol of the selected colour.

ADDITIONAL OPTIONS

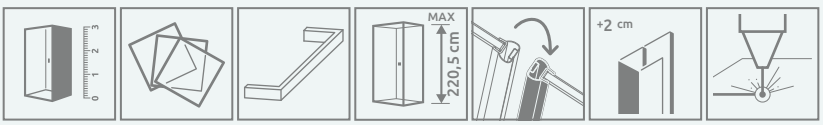

MADE TO MEASURE p. 7 | GLASS VARIANTS p. 11 | TOWEL HANGER p. 14 | MAXIMUM HEIGHT p. 16 | GASKETS COLOUR EXCHANGE p. 17 | EXTENSION PROFILES p. 21 | PRINT/ENGRAVING ON GLASS p. 24/28

RECOMMENDED SHOWER TRAYS



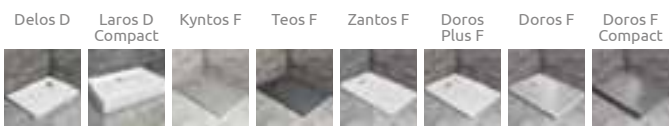

Dimensions are given in mm.

Idea DWJ

Other colour versions of products from the series can be found on p. 156

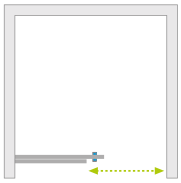





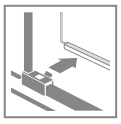



Profile finish:

Glossy: **Matte:**



01 Chrome **09** Gold **54** Black **04** White

Brushed:



91 Nickel **99** Gold **92** GunMetal **93** Copper



Idea DWJ + Doros Plus D

In the article number, the symbol **XX** should be replaced with the symbol of the selected colour.

Model	TRANSPARENT GLASS Art. No.
DWJ 100 L	387014-**XX**-01L
DWJ 100 R	387014-**XX**-01R
DWJ 110 L	387015-**XX**-01L
DWJ 110 R	387015-**XX**-01R
DWJ 120 L	387016-**XX**-01L
DWJ 120 R	387016-**XX**-01R
DWJ 130 L	387017-**XX**-01L
DWJ 130 R	387017-**XX**-01R
DWJ 140 L	387018-**XX**-01L
DWJ 140 R	387018-**XX**-01R
DWJ 150 L	387019-**XX**-01L
DWJ 150 R	387019-**XX**-01R
DWJ 160 L	387020-**XX**-01L
DWJ 160 R	387020-**XX**-01R

Dimensions are given in mm.

TECHNICAL DRAWINGS

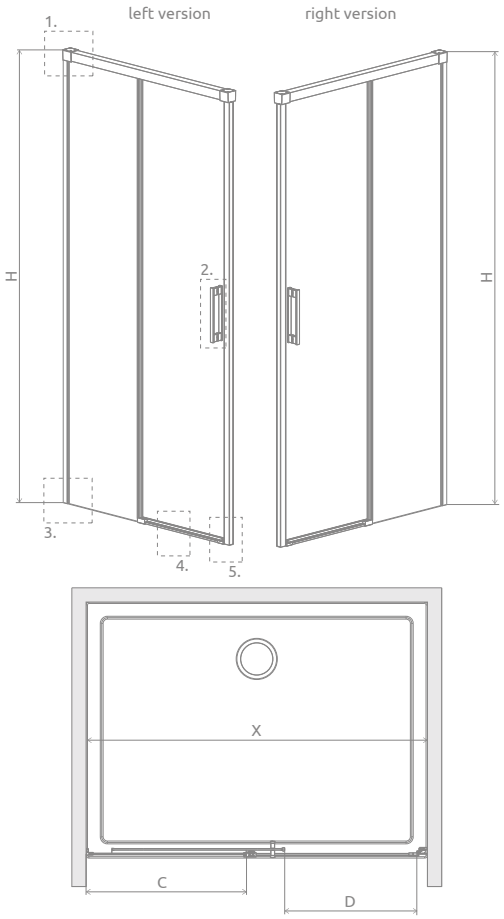

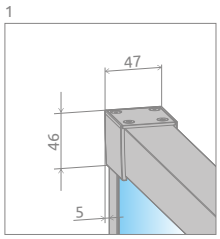

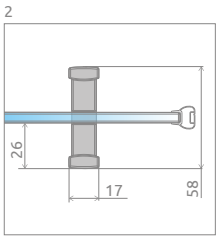

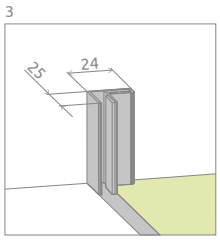

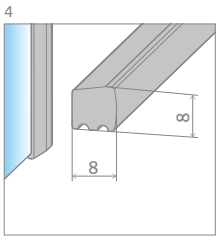

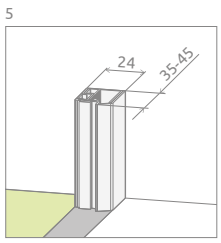



There is a possibility of a paid replacement of transparent gaskets (magnetic, vertical and horizontal) for black gaskets. This option should be clearly stated in the order.

Model	X	C	D	H
DWJ 100	987-1012	455-470	390	2005
DWJ 110	1087-1112	505-520	440	2005
DWJ 120	1187-1212	555-570	490	2005
DWJ 130	1287-1312	605-620	540	2005
DWJ 140	1387-1412	655-670	590	2005
DWJ 150	1487-1512	705-720	640	2005
DWJ 160	1587-1612	755-770	690	2005

ADDITIONAL OPTIONS



MADE TO MEASURE p. 7 | GLASS VARIANTS p. 11 | TOWEL HANGER p. 14 | GASKETS COLOUR EXCHANGE p. 17 | EXTENSION PROFILES p. 21 | PRINT/ENGRAVING ON GLASS p. 24/28

Extension profiles	Art. No.
 Profil +2 cm – it can be mounted only on the side of a front wall	P01-ID-001-**XX**

In the article number, the symbol XX should be replaced with the symbol of the selected colour.

RECOMMENDED SHOWER TRAYS

Kyntos C | Teos C | Giaros C | Doros Plus C | Doros C | Doros C Compact | Delos C | Argos C | Argos C with panel | Giaros D | Doros Plus D | Doros D | Doros D Compact | Argos D | Argos D with panel



Delos D | Laros D Compact | Kyntos F | Teos F | Zantos F | Doros Plus F | Doros F | Doros F Compact



Dimensions are given in mm.

Idea 8 DWD







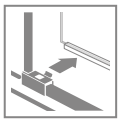



Other colour versions of products from the series can be found on p. 156


Idea 8 Black DWD

Profile finish:

Glossy: **01** Chrome

Matte: **54** Black

Brushed: **99** Gold

Shower enclosure set consists of 2 parts: set of doors and set of front walls.
In the article number, the symbol **XX** should be replaced with the symbol of the selected colour.

Model	Element	TRANSPARENT GLASS Art. No.
DWD 140	DWD door 385	10380385-**XX**-01
	Walls 318	10390318-01-01
DWD 150	DWD door 420	10380420-**XX**-01
	Walls 333	10390333-01-01
DWD 160	DWD door 435	10380435-**XX**-01
	Walls 368	10390368-01-01
DWD 170	DWD door 470	10380470-**XX**-01
	Walls 383	10390383-01-01
DWD 180	DWD door 485	10380485-**XX**-01
	Walls 418	10390418-01-01
DWD 190	DWD door 520	10380520-**XX**-01
	Walls 433	10390433-01-01
DWD 200	DWD door 535	10380535-**XX**-01
	Walls 468	10390468-01-01

Dimensions are given in mm.

TECHNICAL DRAWINGS

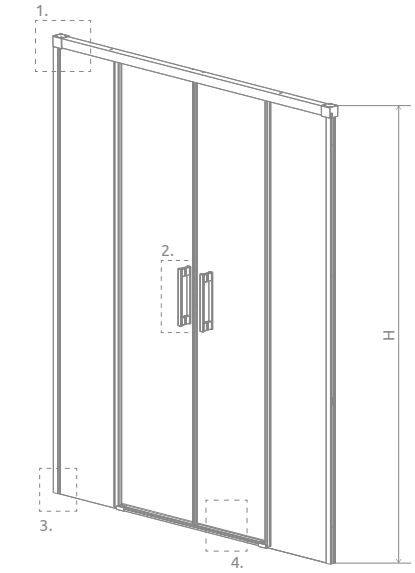

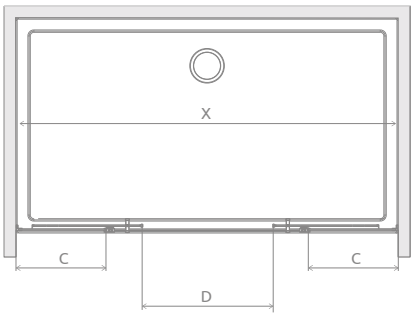

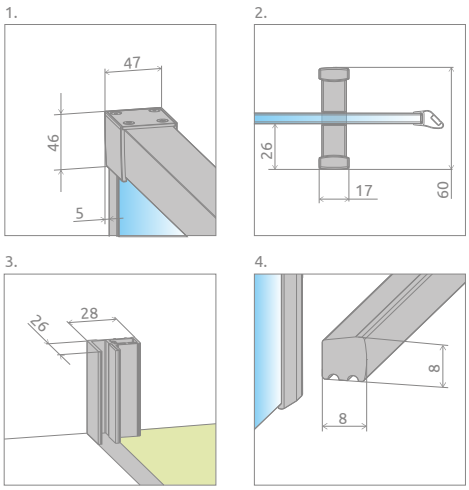



There is a possibility of a paid replacement of transparent gaskets (magnetic, vertical and horizontal) for black gaskets. This option should be clearly stated in the order.

Model	X	C	D	H
DWD 140	1385-1415	320-335	518	2005
DWD 150	1485-1515	335-350	548	2005
DWD 160	1585-1615	370-385	618	2005
DWD 170	1685-1715	385-400	648	2005
DWD 180	1785-1815	420-435	718	2005
DWD 190	1885-1915	435-450	748	2005
DWD 200	1985-2015	470-485	818	2005

Extension profiles		Art. No.
	Profil +2 cm	P01-ID8-001-**XX**

In the article number, the symbol XX should be replaced with the symbol of the selected colour.

ADDITIONAL OPTIONS

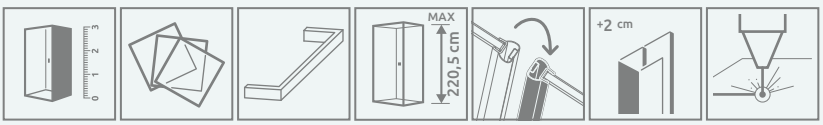

MADE TO MEASURE p. 7 | GLASS VARIANTS p. 11 | TOWEL HANGER p. 14 | MAXIMUM HEIGHT p. 16 | GASKETS COLOUR EXCHANGE p. 17 | EXTENSION PROFILES p. 21 | PRINT/ENGRAVING ON GLASS p. 24/28

RECOMMENDED SHOWER TRAYS

Giaros D | Argos D | Argos D with panel | Kyntos F | Teos F | Doros Plus F | Doros F | Doros F Compact



Dimensions are given in mm.

Idea DWD







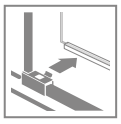



Other colour versions of products from the series can be found on p. 156


Idea DWD

Profile finish:

Glossy:


01 Chrome


09 Gold

Matte:


54 Black

04 White

Brushed:

New


91 Nickel


99 Gold

New


92 GunMetal

New


93 Copper

In the article number, the symbol **XX** should be replaced with the symbol of the selected colour.

Model	TRANSPARENT GLASS Art. No.
DWD 140	387124-**XX**-01
DWD 150	387125-**XX**-01
DWD 160	387126-**XX**-01
DWD 170	387127-**XX**-01
DWD 180	387128-**XX**-01
DWD 190	387129-**XX**-01
DWD 200	387120-**XX**-01

Dimensions are given in mm.

TECHNICAL DRAWINGS

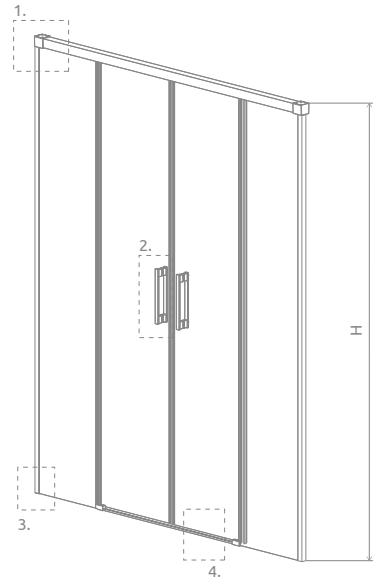

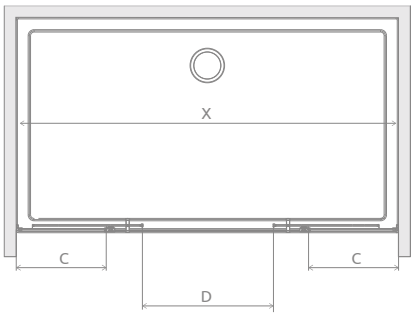

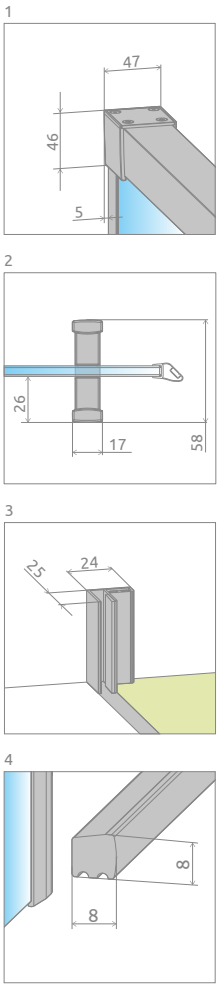



There is a possibility of a paid replacement of transparent gaskets for black gaskets:

– option no.1 – only magnetic gaskets,

– option no. 2 – all gaskets (magnetic, vertical and horizontal).

The selected option must be clearly stated in the order.

Model	X	C	D	H
DWD 140	1385-1415	320-335	518	2005
DWD 150	1485-1515	335-350	548	2005
DWD 160	1585-1615	370-385	618	2005
DWD 170	1685-1715	385-400	648	2005
DWD 180	1785-1815	420-435	718	2005
DWD 190	1885-1915	435-450	748	2005
DWD 200	1985-2015	470-485	818	2005

ADDITIONAL OPTIONS



MADE TO MEASURE p. 7 | GLASS VARIANTS p. 11 | TOWEL HANGER p. 14 | GASKETS COLOUR EXCHANGE p. 17 | EXTENSION PROFILES p. 21 | PRINT/ENGRAVING ON GLASS p. 24/28

Extension profiles		Art. No.
	Profil +2 cm	P01-ID-001-**XX**

In the article number, the symbol XX should be replaced with the symbol of the selected colour.

RECOMMENDED SHOWER TRAYS

Giaros D | Argos D | Argos D with panel | Kyntos F | Teos F | Doros Plus F | Doros F | Doros F Compact



Dimensions are given in mm.

Idea Black KDJ Factory

p. 136

Catalogue card of this model is available at **www.radaway.eu**



Idea Black KDD Factory

p. 142

Catalogue card of this model is available at **www.radaway.eu**



Idea Black DWJ Factory

p. 150

Catalogue card of this model is available at **www.radaway.eu**





Idea 8 Brushed Gold KDJ

p. 132



Idea 8 QL Brushed Gold KDJ

p. 134



Idea 8 QL Black KDJ

p. 134

Idea Brushed Copper KDJ

p. 136



Idea Brushed Nickel KDJ

p. 136



Idea Gold KDJ

p. 136





New

Idea Brushed GunMetal KDJ

p. 136



New

Idea 8 QL Black KDD

p. 140



Idea 8 Brushed Gold KDD

Idea Brushed Gold KDD

p. 138, 142

Idea Brushed Nickel KDD

p. 142



Idea Brushed Copper KDD

p. 142



Idea 8 Brushed Gold DWJ

Idea Brushed Gold DWJ

p. 148, 150





New

Idea Brushed GunMetal DWJ

p. 150



New

Idea Brushed Copper DWJ

p. 150



Idea White DWD

p. 154

ESSENZA PRO 8 / ESSENZA PRO

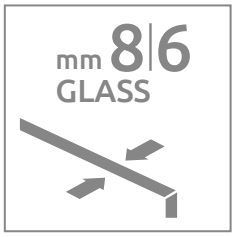

Tempered safety glass, thickness 8 mm or 6 mm, compliant with PN:EN 12150:1



Hinges with up and down mechanism to prevent damage of the horizontal gasket



Flush-fitting hinges make the glass surface from the inside smooth – the cleaning of your shower enclosure is very simple



Elegant chrome details



Glass protected with **EasyClean®** coating



The wall-adjacent sealing profile can fill in the wall irregularities up to about 8 mm



The shower enclosure can be assembled without the sealing profile only when the wall is even and exactly vertical



Elegant chrome details



POSSIBILITY OF MOUNTING WITHOUT A THRESHOLD STRIP

More details in the assembly instructions.

STANDARD GLASS FINISH



01 Transparent

PROFILE FINISH

Glossy:



01 Chrome



09 Gold

Matte:



54 Black

04 White

Brushed:



91 Nickel



99 Gold



92 GunMetal



93 Copper

Photos of products in colour variants can be found on p. 182

ADDITIONAL OPTIONS



GLASS VARIANTS

Product is available in several glass variants. Details on p. 11.



MADE TO MEASURE

Products marked with this pictogram are available in our "made to measure" programme eg. with non-standard dimensions, with slants, cutouts for the seat or bath. Details on p. 7 or on our website www.radaway.eu

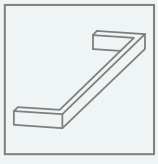

TOWEL HANGER

Possibility to order a rail hanger, ideal for hanging a towel. Details on p. 14.

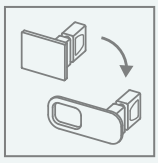

POSSIBILITY OF PAID CONVERSION OF THE HANDLES

Please note it clearly in the order and specify the article number of appropriate handle. Details on p. 16.



Nr art. 004-400002601



Nr art. 004-400002654

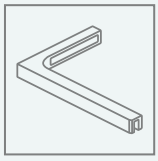

STABILIZER L (SL)

Possibility of replacing the stabilization method with stabilizer L (SL) for a fee. The stabilizer should be ordered together with the shower enclosure – please contact the Customer Service Department. Details on p. 13.



Essenza Pro

Essenza Pro 8

8 Walk-in II

64

Walk-in II

66

8 Walk-in III

64

Walk-in III

66

PDD

164

8 KDJ

166

KDJ

168

KDD

170

8 PTJ

172

PTJ

174

KDJ+S

176

8 DWJ

178

DWJ

180

PNJ II

388

PND II
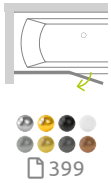
399

Essenza Pro PDD

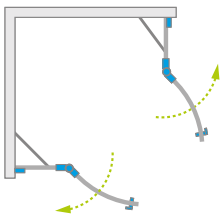







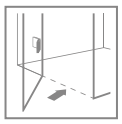

Profile finish:

Glossy:



01 Chrome



09 Gold

Matte:



54 Black

04 White

Brushed:



91 Nickel



99 Gold



92 GunMetal



93 Copper

Other colour versions of products from the series can be found on p. 182



Shower enclosure set consists of 2 parts: left and right. Please specify both article numbers when making an order.
In the article number, the symbol **XX** should be replaced with the symbol of the selected colour.

LEFT PART

Model	TRANSPARENT GLASS Art. No.
PDD 80 L	10095080-**XX**-01L
PDD 90 L	10095090-**XX**-01L
PDD 100 L	10095100-**XX**-01L

RIGHT PART

Model	TRANSPARENT GLASS Art. No.
PDD 80 R	10095080-**XX**-01R
PDD 90 R	10095090-**XX**-01R
PDD 100 R	10095100-**XX**-01R

Dimensions are given in mm.

TECHNICAL DRAWINGS

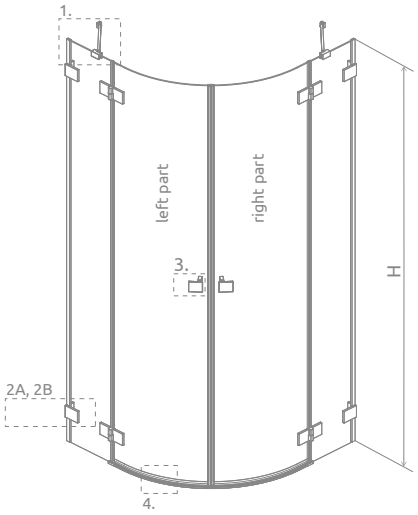

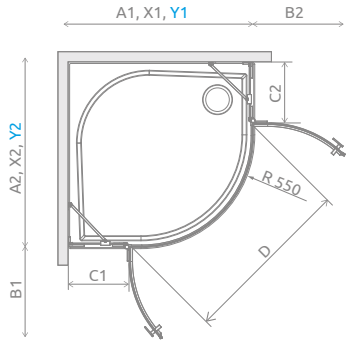

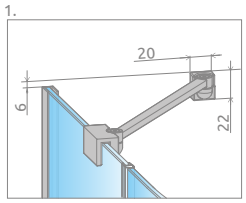

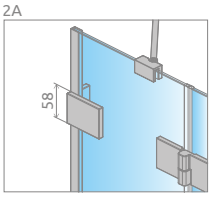

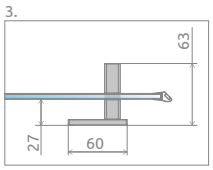

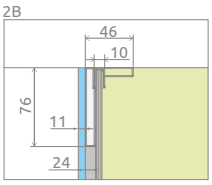

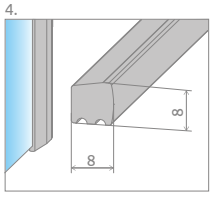

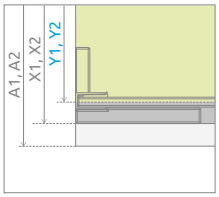

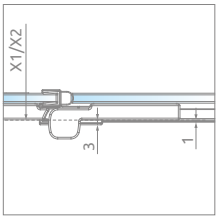



There is a possibility of a paid replacement of transparent gaskets for black gaskets:

– option no.1 – only magnetic gaskets,

– option no. 2 – all gaskets (magnetic, vertical and horizontal).

The selected option must be clearly stated in the order.

Model	A1	A2	X1	X2	Y1	Y2	B1	B2	C1	C2	D	H
PDD 80L×80R	800	800	789-797	789-797	776-784	776-784	446	446	193-201	193-201	825	2000
PDD 80L×90R	800	900	789-797	889-897	776-784	876-884	446	446	193-201	293-301	825	2000
PDD 80L×100R	800	1000	789-797	989-997	776-784	976-984	446	446	193-201	393-401	825	2000
PDD 90L×80R	900	800	889-897	789-797	876-884	776-784	446	446	293-301	193-201	825	2000
PDD 90L×90R*	900	900	889-897	889-897	876-884	876-884	446	446	293-301	293-301	825	2000
PDD 90L×100R*	900	1000	889-897	989-997	876-884	976-984	446	446	293-301	393-401	825	2000
PDD 100L×80R	1000	800	989-997	789-797	976-984	776-784	446	446	393-401	193-201	825	2000
PDD 100L×90R*	1000	900	989-997	889-897	976-984	876-884	446	446	393-401	293-301	825	2000
PDD 100L×100R*	1000	1000	989-997	989-997	976-984	976-984	446	446	393-401	393-401	825	2000

ADDITIONAL OPTIONS

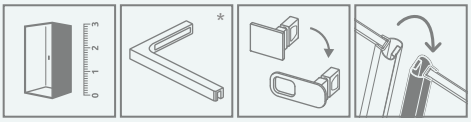

MADE TO MEASURE
p. 7

STABILIZER L
p. 13

HANDLE EXCHANGE OPTION
p. 16

GASKETS COLOUR EXCHANGE
p. 17

RECOMMENDED SHOWER TRAYS



Dimensions are given in mm.

New

Essenza Pro 8 KDJ

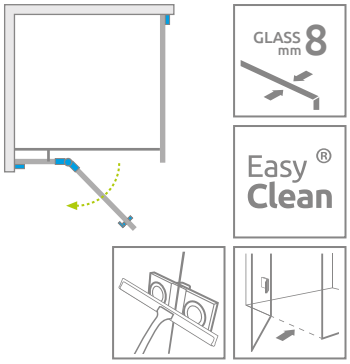

Profile finish:

Glossy: **Matte:**



01 Chrome **09** Gold **54** Black

Brushed:



91 Nickel **99** Gold **92** GunMetal **93** Copper



When placing an order, please provide 3 item numbers for the cabin front (two elements) and the S1 sidewall.
In the article number, the symbol **XX** should be replaced with the symbol of the selected colour.

FRONT

Model	Element	TRANSPARENT GLASS Art. No.
KDJ 80 L	Door 512 L	10480512-01-01L
	KDJ front wall 245 L	10520245-**XX**-01L
KDJ 80 R	Door 512 R	10480512-01-01R
	KDJ front wall 245 R	10520245-**XX**-01R
KDJ 90 L	Door 612 L	10480612-01-01L
	KDJ front wall 245 L	10520245-**XX**-01L
KDJ 90 R	Door 612 R	10480612-01-01R
	KDJ front wall 245 R	10520245-**XX**-01R
KDJ 100 L	Door 612 L	10480612-01-01L
	KDJ front wall 345 L	10520345-**XX**-01L
KDJ 100 R	Door 612 R	10480612-01-01R
	KDJ front wall 345 R	10520345-**XX**-01R
KDJ 110 L	Door 712 L	10480712-01-01L
	KDJ front wall 345 L	10520345-**XX**-01L
KDJ 110 R	Door 712 R	10480712-01-01R
	KDJ front wall 345 R	10520345-**XX**-01R
KDJ 120 L	Door 812 L	10480812-01-01L
	KDJ front wall 345 L	10520345-**XX**-01L
KDJ 120 R	Door 812 R	10480812-01-01R
	KDJ front wall 345 R	10520345-**XX**-01R

SIDEWALL S1 (universal for all profile colours)

Model	TRANSPARENT GLASS Art. No.
S1 70	10540070-01-01
S1 75	10540075-01-01
S1 80	10540080-01-01
S1 90	10540090-01-01
S1 100	10540100-01-01
S1 110	10540110-01-01
S1 120	10540120-01-01

Dimensions are given in mm.

TECHNICAL DRAWINGS

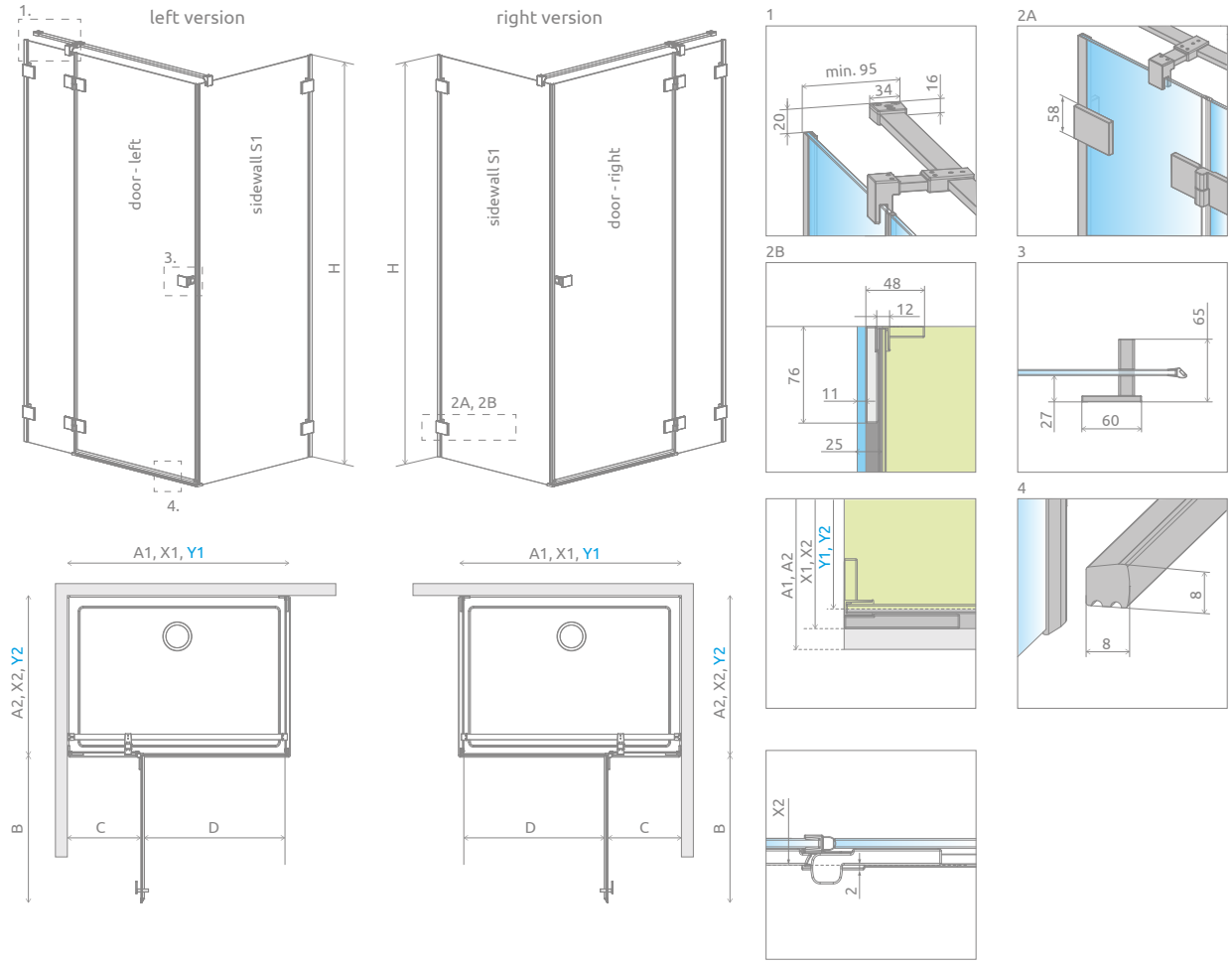



There is a possibility of a paid replacement of transparent gaskets for black gaskets:
– option no.1 – only magnetic gaskets,
– option no. 2 – all gaskets (magnetic, vertical and horizontal).
The selected option must be clearly stated in the order.

Door	A1	X1	Y1	B	C	D	H
KDJ 80	800	789-797	775-783	528	262-270	500	2000
KDJ 90	900	889-897	875-883	628	262-270	600	2000
KDJ 100	1000	989-997	975-983	628	362-370	600	2000
KDJ 110	1100	1089-1097	1075-1083	728	362-370	700	2000
KDJ 120	1200	1189-1197	1175-1183	828	362-370	800	2000

Sidewall S1	A2	X2	Y2
S1 70	700	689-697	675-683
S1 75	750	739-747	725-733
S1 80	800	789-797	775-783
S1 90	900	889-897	875-883
S1 100	1000	989-997	975-983
S1 110	1100	1089-1097	1075-1083
S1 120	1200	1189-1197	1175-1183

ADDITIONAL OPTIONS

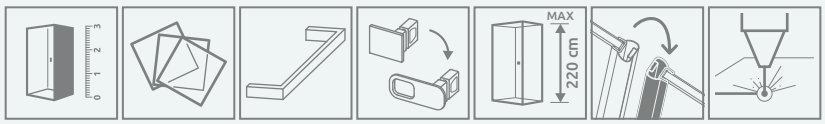

MADE TO MEASURE p. 7 | GLASS VARIANTS p. 11 | TOWEL HANGER p. 14 | HANDLE EXCHANGE OPTION p. 16 | MAXIMUM HEIGHT p. 16 | GASKETS COLOUR EXCHANGE p. 17 | PRINT/ENGRAVING ON GLASS p. 24/28

RECOMMENDED SHOWER TRAYS





Dimensions are given in mm.

Essenza Pro KDJ

Other colour versions of products from the series can be found on p. 182

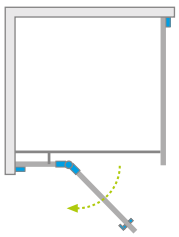







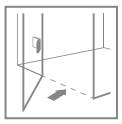

Profile finish:

Glossy: **Matte:**



01 Chrome **09** Gold **54** Black **04** White

Brushed:



91 Nickel **99** Gold **92** GunMetal **93** Copper



Shower enclosure set consists of 2 parts: shower door and sidewall. Please specify all the article numbers when making an order. In the article number, the symbol **XX** should be replaced with the symbol of the selected colour.

DOOR

Model	TRANSPARENT GLASS Art. No.
KDJ door 80 L	10097080-**XX**-01L
KDJ door 80 R	10097080-**XX**-01R
KDJ door 90 L	10097090-**XX**-01L
KDJ door 90 R	10097090-**XX**-01R
KDJ door 100 L	10097100-**XX**-01L
KDJ door 100 R	10097100-**XX**-01R
KDJ door 110 L	10097110-**XX**-01L
KDJ door 110 R	10097110-**XX**-01R
KDJ door 120 L	10097120-**XX**-01L
KDJ door 120 R	10097120-**XX**-01R

SIDEWALL S1 (universal for all profile colours)

Model	TRANSPARENT GLASS Art. No.
S1 70	10098070-01-01
S1 75	10098075-01-01
S1 80	10098080-01-01
S1 90	10098090-01-01
S1 100	10098100-01-01
S1 110	10098110-01-01
S1 120	10098120-01-01

Dimensions are given in mm.

TECHNICAL DRAWINGS

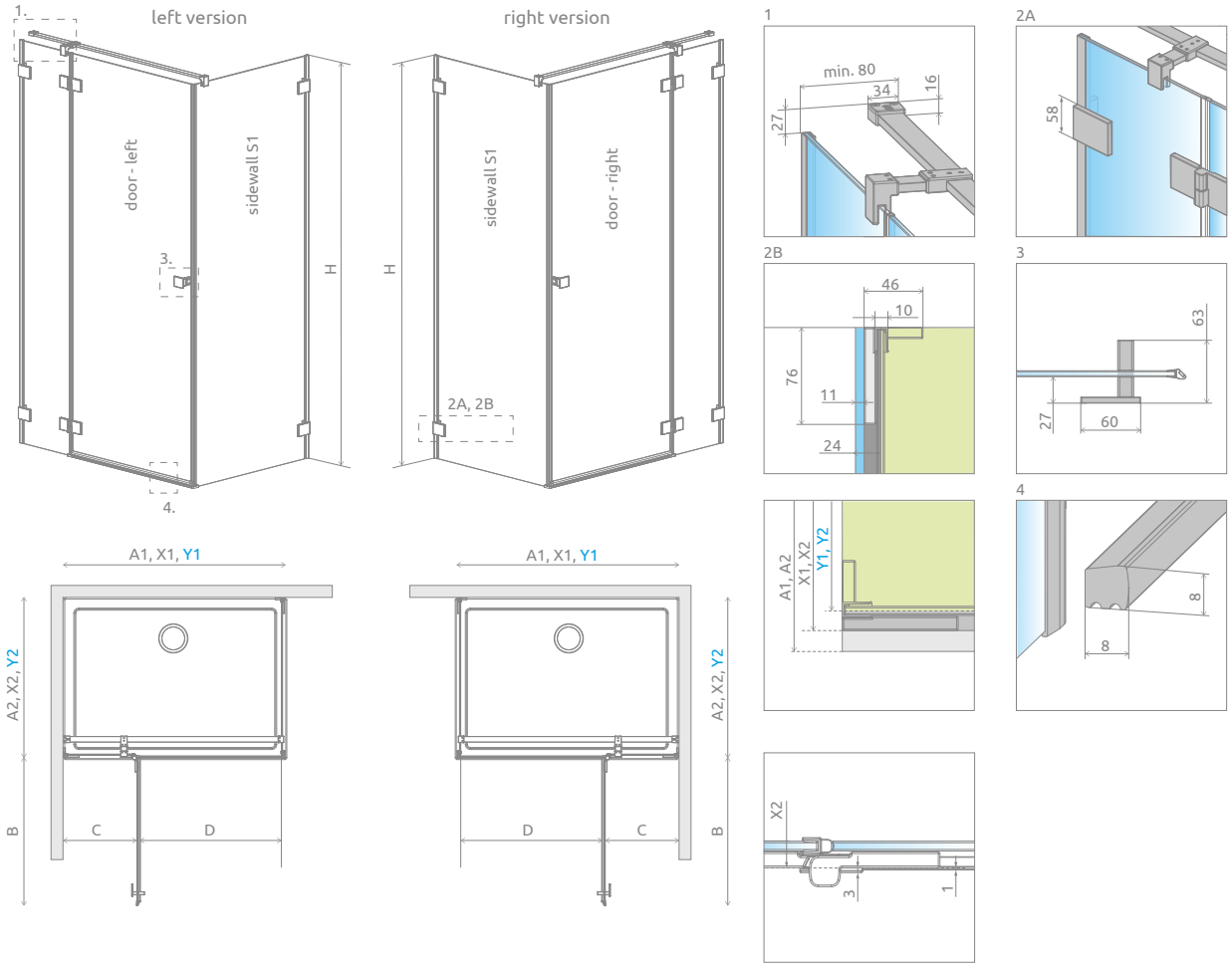



There is a possibility of a paid replacement of transparent gaskets for black gaskets:
– option no.1 – only magnetic gaskets,
– option no. 2 – all gaskets (magnetic, vertical and horizontal).
The selected option must be clearly stated in the order.

Door	A1	X1	Y1	B	C	D	H
KDJ 80	800	789-797	776-784	530	263-271	505	2000
KDJ 90	900	889-897	876-884	630	263-271	605	2000
KDJ 100	1000	989-997	976-984	630	363-371	605	2000
KDJ 110	1100	1089-1097	1076-1084	730	363-371	705	2000
KDJ 120	1200	1189-1197	1176-1184	830	363-371	805	2000

Sidewall S1	A2	X2	Y2
S1 70	700	689-697	676-684
S1 75	750	739-747	726-734
S1 80	800	789-797	776-784
S1 90	900	889-897	876-884
S1 100	1000	989-997	976-984
S1 110	1100	1089-1097	1076-1084
S1 120	1200	1189-1197	1176-1184

ADDITIONAL OPTIONS

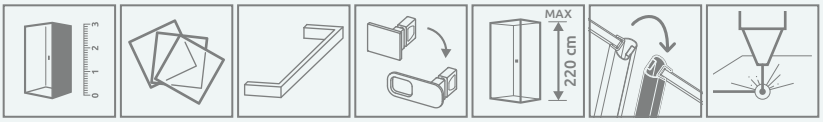

MADE TO MEASURE p. 7 | GLASS VARIANTS p. 11 | TOWEL HANGER p. 14 | HANDLE EXCHANGE OPTION p. 16 | MAXIMUM HEIGHT p. 16 | GASKETS COLOUR EXCHANGE p. 17 | PRINT/ENGRAVING ON GLASS p. 24/28

RECOMMENDED SHOWER TRAYS



Dimensions are given in mm.

Essenza Pro KDD

Other colour versions of products from the series can be found on p. 182

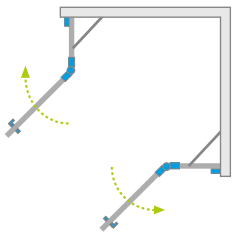







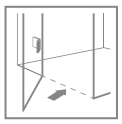


Essenza Pro KDD + Doros D

Profile finish:

Glossy: **Matte:**



01 Chrome **09** Gold **54** Black **04** White

Brushed:



91 Nickel **99** Gold **92** GunMetal **93** Copper

Shower enclosure set consists of 2 parts: left and right. Please specify both article numbers when making an order.
In the article number, the symbol **XX** should be replaced with the symbol of the selected colour.

LEFT PART

Model	TRANSPARENT GLASS Art. No.
KDD 80 L	10096080-**XX**-01L
KDD 90 L	10096090-**XX**-01L
KDD 100 L	10096100-**XX**-01L

RIGHT PART

Model	TRANSPARENT GLASS Art. No.
KDD 80 R	10096080-**XX**-01R
KDD 90 R	10096090-**XX**-01R
KDD 100 R	10096100-**XX**-01R

Dimensions are given in mm.

TECHNICAL DRAWINGS

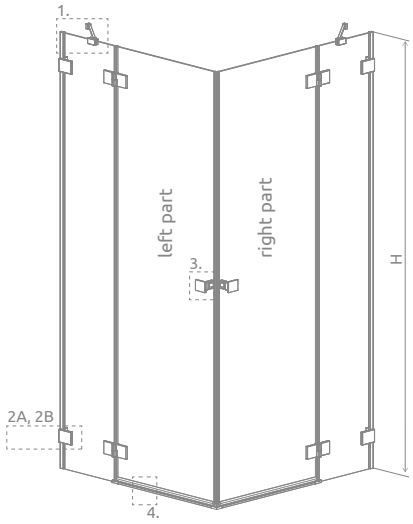

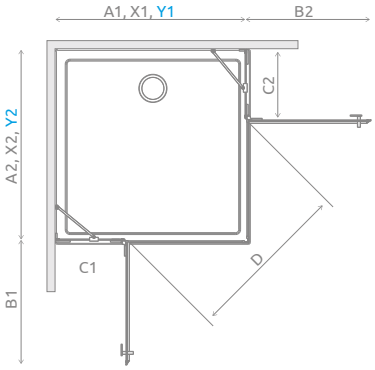

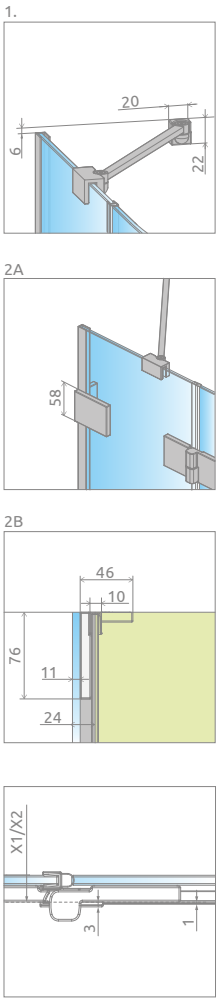



There is a possibility of a paid replacement of transparent gaskets for black gaskets:

– option no.1 – only magnetic gaskets,

– option no. 2 – all gaskets (magnetic, vertical and horizontal).

The selected option must be clearly stated in the order.

Model	A1	A2	X1	X2	Y1	Y2	B1	B2	C1	C2	D	H
KDD 80L×80R	800	800	789-797	789-797	776-784	776-784	530	530	263-271	263-271	745	2000
KDD 80L×90R	800	900	789-797	889-897	776-784	876-884	530	630	263-271	263-271	810	2000
KDD 80L×100R	800	1000	789-797	989-997	776-784	976-984	530	630	263-271	363-371	810	2000
KDD 90L×80R	900	800	889-897	789-797	876-884	776-784	630	530	263-271	263-271	810	2000
KDD 90L×90R	900	900	889-897	889-897	876-884	876-884	630	630	263-271	263-271	885	2000
KDD 90L×100R	900	1000	889-897	989-997	876-884	976-984	630	630	263-271	363-371	885	2000
KDD 100L×80R	1000	800	989-997	789-797	976-984	776-784	630	530	363-371	263-271	810	2000
KDD 100L×90R	1000	900	989-997	889-897	976-984	876-884	630	630	363-371	263-271	885	2000
KDD 100L×100R	1000	1000	989-997	989-997	976-984	976-984	630	630	363-371	363-371	885	2000

ADDITIONAL OPTIONS

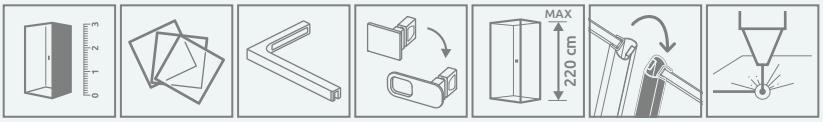

MADE TO MEASURE p. 7 | GLASS VARIANTS p. 11 | STABILIZER L p. 13 | HANDLE EXCHANGE OPTION p. 16 | MAXIMUM HEIGHT p. 16 | GASKETS COLOUR EXCHANGE p. 17 | PRINT/ENGRAVING ON GLASS p. 24/28

RECOMMENDED SHOWER TRAYS





Dimensions are given in mm.

New

Essenza Pro 8 PTJ

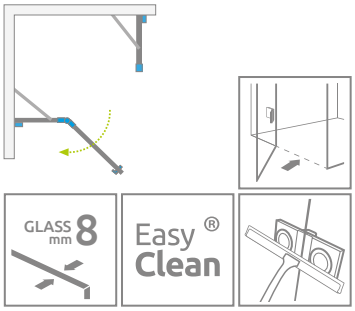

Profile finish:

Glossy:



01 Chrome



09 Gold



54 Black

Matte:

Brushed:



91 Nickel



99 Gold



92 GunMetal



93 Copper

Other colour versions of products from the series can be found on p. 182

Instruction for ordering the Essenza Pro 8 PTJ shower enclosure can be found on page 470.



Shower enclosure set consists of 2 parts: shower door and sidewalls Z and S. Please specify all the article numbers when making an order. In the article number, the symbol **XX** should be replaced with the symbol of the selected colour.

SYMMETRIC SHOWER ENCLOSURES

Model	Element	TRANSPARENT GLASS Art. No.
PTJ 80×80 door L	PTJ door L	10530000-**XX**-01L
	PTJ walls 80 Z×80 S	10530100-01-01
PTJ 80×80 door R	PTJ door R	10530000-**XX**-01R
	PTJ walls 80 Z×80 S	10530100-01-01
PTJ 90×90 door L	PTJ door L	10530000-**XX**-01L
	PTJ walls 90 Z×90 S	10530200-01-01
PTJ 90×90 door R	PTJ door R	10530000-**XX**-01R
	PTJ walls 90 Z×90 S	10530200-01-01
PTJ 100×100 door L	PTJ door L	10530000-**XX**-01L
	PTJ walls 100 Z×100 S	10530300-01-01
PTJ 100×100 door R	PTJ door R	10530000-**XX**-01R
	PTJ walls 100 Z×100 S	10530300-01-01

ASYMMETRIC SHOWER ENCLOSURES

Model	Element	TRANSPARENT GLASS Art. No.
PTJ 80×90 door L on shorter side	PTJ door L	10530000-**XX**-01L
	PTJ walls 80 Z×90 S	10530400-01-01
PTJ 80×90 door R on shorter side	PTJ door R	10530000-**XX**-01R
	PTJ walls 80 Z×90 S	10530400-01-01
PTJ 90×80 door L on longer side	PTJ door L	10530000-**XX**-01L
	PTJ walls 90 Z×80 S	10530600-01-01
PTJ 90×80 door R on longer side	PTJ door R	10530000-**XX**-01R
	PTJ walls 90 Z×80 S	10530600-01-01
PTJ 80×100 door L on shorter side	PTJ door L	10530000-**XX**-01L
	PTJ walls 80 Z×100 S	10530500-01-01
PTJ 80×100 door R on shorter side	PTJ door R	10530000-**XX**-01R
	PTJ walls 80 Z×100 S	10530500-01-01
PTJ 100×80 door L on longer side	PTJ door L	10530000-**XX**-01L
	PTJ walls 100 Z×80 S	10530800-01-01
PTJ 100×80 door R on longer side	PTJ door R	10530000-**XX**-01R
	PTJ walls 100 Z×80 S	10530800-01-01
PTJ 90×100 door L on shorter side	PTJ door L	10530000-**XX**-01L
	PTJ walls 90 Z×100 S	10530700-01-01
PTJ 90×100 door R on shorter side	PTJ door R	10530000-**XX**-01R
	PTJ walls 90 Z×100 S	10530700-01-01
PTJ 100×90 door L on longer side	PTJ door L	10530000-**XX**-01L
	PTJ walls 100 Z×90 S	10530900-01-01
PTJ 100×90 door R on longer side	PTJ door R	10530000-**XX**-01R
	PTJ walls 100 Z×90 S	10530900-01-01

Dimensions are given in mm.

TECHNICAL DRAWINGS

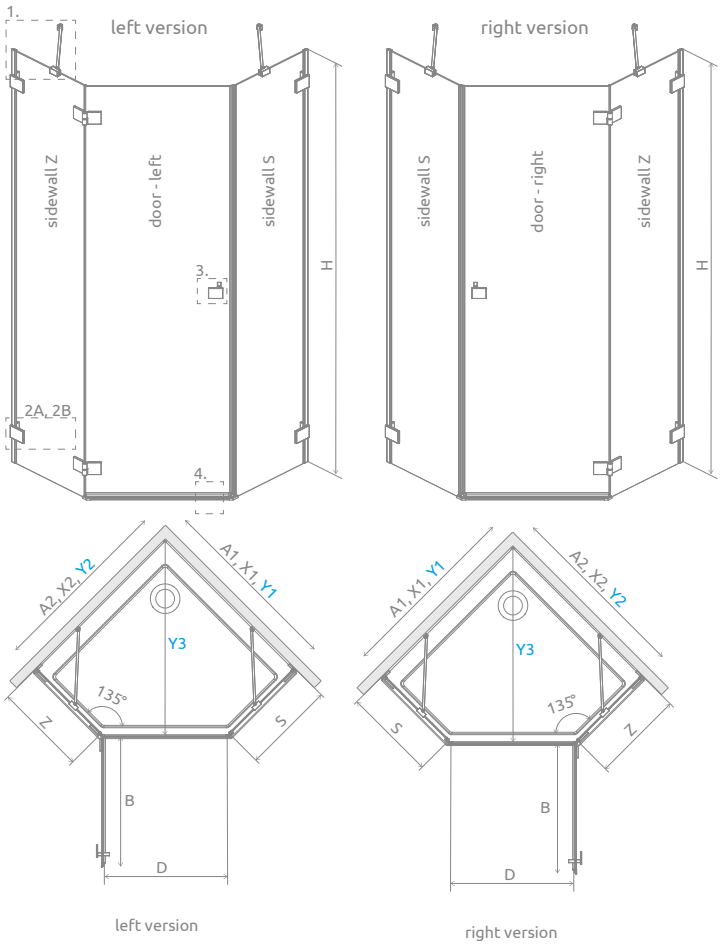

left version

right version

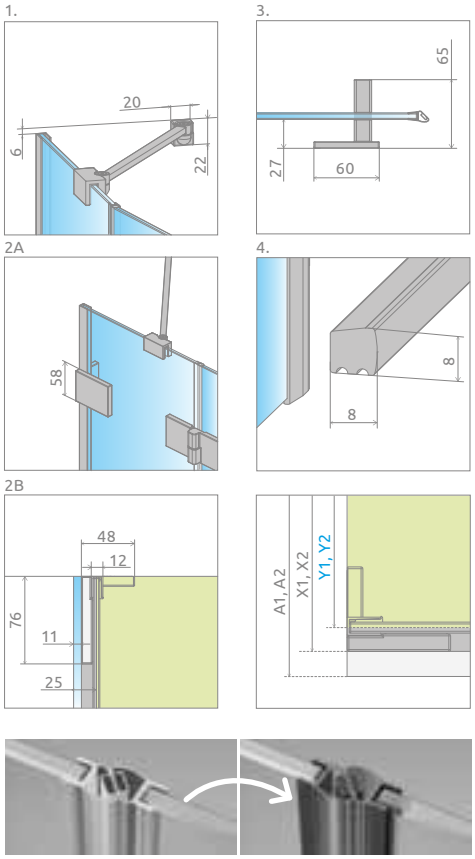

There is a possibility of a paid replacement of transparent gaskets for black gaskets:

– option no.1 – only magnetic gaskets,

– option no. 2 – all gaskets (magnetic, vertical and horizontal).

The selected option must be clearly stated in the order.

Model	A1	A2	X1	X2	Y1	Y2	Y3	B	Z	S	D	H
PTJ 80Z×80S*	800	800	789-797	789-797	775-783	775-783	788-799	638	346-354	338-346	600	2000
PTJ 90Z×90S*	900	900	889-897	889-897	875-883	875-883	930-941	638	446-454	438-446	600	2000
PTJ 100Z×100S	1000	1000	989-997	989-997	975-983	975-983	1071-1082	638	546-554	538-546	600	2000
PTJ 80Z×90S*	800	900	789-797	889-897	775-783	875-883	859-870	638	346-354	438-446	600	2000
PTJ 80Z×100S	800	1000	789-797	989-997	775-783	975-983	930-941	638	346-354	538-546	600	2000
PTJ 90Z×80S*	900	800	889-897	789-797	875-883	775-783	859-870	638	446-454	338-346	600	2000
PTJ 90Z×100S	900	1000	889-897	989-997	875-883	975-983	1000-1011	638	446-454	538-546	600	2000
PTJ 100Z×80S	1000	800	989-997	789-797	975-983	775-783	930-941	638	546-554	338-346	600	2000
PTJ 100Z×90S	1000	900	989-997	889-897	975-983	875-883	1000-1011	638	546-554	438-446	600	2000

The table of dimensions for installation without a shower tray is available at radaway.eu

ADDITIONAL OPTIONS

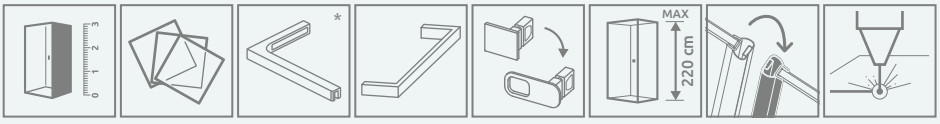

MADE TO MEASURE p. 7 | GLASS VARIANTS p. 11 | STABILIZER L p. 13 | TOWEL HANGER p. 14 | HANDLE EXCHANGE OPTION p. 16 | MAXIMUM HEIGHT p. 16 | GASKETS COLOUR EXCHANGE p. 17 | PRINT/ENGRAVING ON GLASS p. 24/28

RECOMMENDED SHOWER TRAYS

Kyntos PT | Doros Plus PT | Doros PT | Doros PT Compact | Doros PT E | Doros PT E Compact

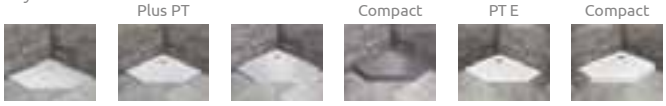

Dimensions are given in mm.

Essenza Pro PTJ

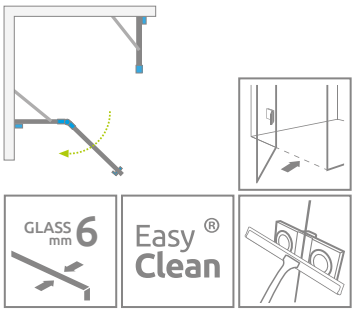

Profile finish:

Glossy:



01 Chrome



09 Gold



54 Black

04 White

Matte:

Brushed:



91 Nickel



99 Gold



92 GunMetal



93 Copper

Other colour versions of products from the series can be found on p. 182

Instruction for ordering the Essenza Pro PTJ shower enclosure can be found on page 470.



Shower enclosure set consists of 2 parts: shower door and sidewalls Z and S. Please specify all the article numbers when making an order. In the article number, the symbol **XX** should be replaced with the symbol of the selected colour.

SYMMETRIC SHOWER ENCLOSURES

Model	Element	TRANSPARENT GLASS Art. No.
PTJ 80×80 door L	PTJ door L	10100000-**XX**-01L
	PTJ walls 80 Z×80 S	10100100-01-01
PTJ 80×80 door R	PTJ door R	10100000-**XX**-01R
	PTJ walls 80 Z×80 S	10100100-01-01
PTJ 90×90 door L	PTJ door L	10100000-**XX**-01L
	PTJ walls 90 Z×90 S	10100200-01-01
PTJ 90×90 door R	PTJ door R	10100000-**XX**-01R
	PTJ walls 90 Z×90 S	10100200-01-01
PTJ 100×100 door L	PTJ door L	10100000-**XX**-01L
	PTJ walls 100 Z×100 S	10100300-01-01
PTJ 100×100 door R	PTJ door R	10100000-**XX**-01R
	PTJ walls 100 Z×100 S	10100300-01-01

ASYMMETRIC SHOWER ENCLOSURES

Model	Element	TRANSPARENT GLASS Art. No.
PTJ 80×90 door L on shorter side	PTJ door L	10100000-**XX**-01L
	PTJ walls 80 Z×90 S	10100400-01-01
PTJ 80×90 door R on shorter side	PTJ door R	10100000-**XX**-01R
	PTJ walls 80 Z×90 S	10100400-01-01
PTJ 90×80 door L on longer side	PTJ door L	10100000-**XX**-01L
	PTJ walls 90 Z×80 S	10100600-01-01
PTJ 90×80 door R on longer side	PTJ door R	10100000-**XX**-01R
	PTJ walls 90 Z×80 S	10100600-01-01
PTJ 80×100 door L on shorter side	PTJ door L	10100000-**XX**-01L
	PTJ walls 80 Z×100 S	10100500-01-01
PTJ 80×100 door R on shorter side	PTJ door R	10100000-**XX**-01R
	PTJ walls 80 Z×100 S	10100500-01-01
PTJ 100×80 door L on longer side	PTJ door L	10100000-**XX**-01L
	PTJ walls 100 Z×80 S	10100800-01-01
PTJ 100×80 door R on longer side	PTJ door R	10100000-**XX**-01R
	PTJ walls 100 Z×80 S	10100800-01-01
PTJ 90×100 door L on shorter side	PTJ door L	10100000-**XX**-01L
	PTJ walls 90 Z×100 S	10100700-01-01
PTJ 90×100 door R on shorter side	PTJ door R	10100000-**XX**-01R
	PTJ walls 90 Z×100 S	10100700-01-01
PTJ 100×90 door L on longer side	PTJ door L	10100000-**XX**-01L
	PTJ walls 100 Z×90 S	10100900-01-01
PTJ 100×90 door R on longer side	PTJ door R	10100000-**XX**-01R
	PTJ walls 100 Z×90 S	10100900-01-01

Dimensions are given in mm.

TECHNICAL DRAWINGS

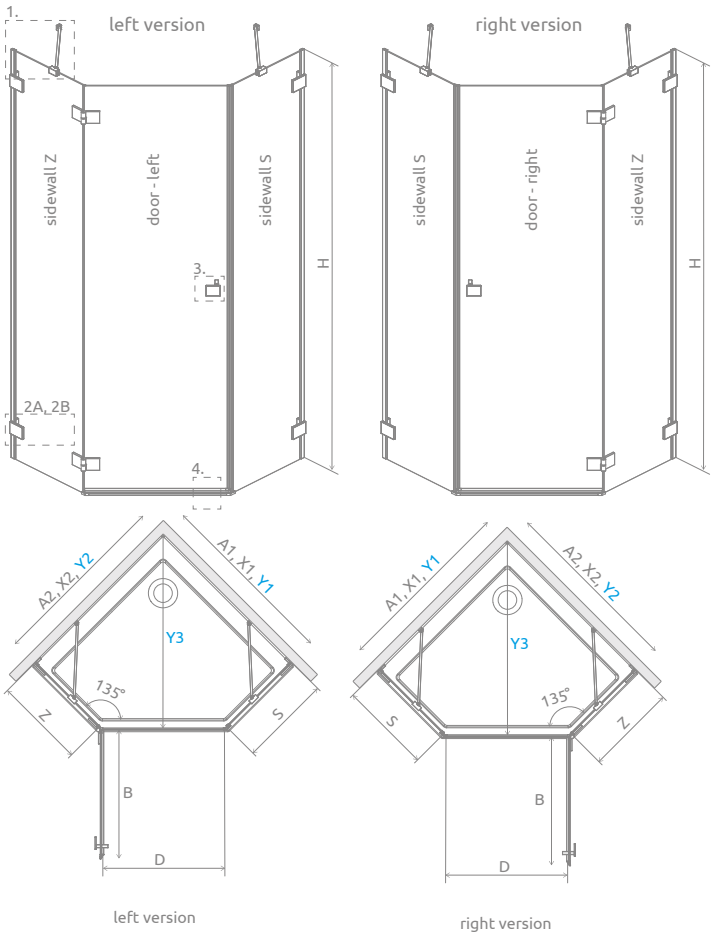

left version

right version

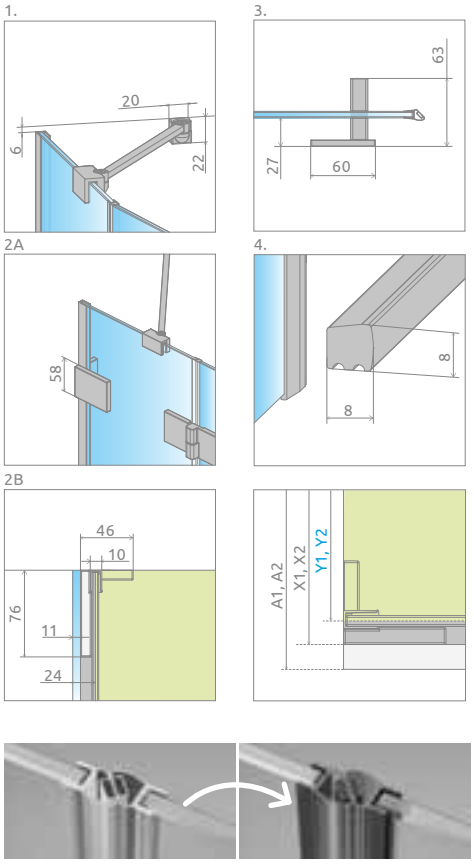

There is a possibility of a paid replacement of transparent gaskets for black gaskets:

– option no.1 – only magnetic gaskets,

– option no. 2 – all gaskets (magnetic, vertical and horizontal).

The selected option must be clearly stated in the order.

Model	A1	A2	X1	X2	Y1	Y2	Y3	B	Z	S	D	H
PTJ 80Z×80S*	800	800	789-797	789-797	776-784	776-784	788-799	638	345-353	340-348	600	2000
PTJ 90Z×90S*	900	900	889-897	889-897	876-884	876-884	930-941	638	445-453	440-448	600	2000
PTJ 100Z×100S	1000	1000	989-997	989-997	976-984	976-984	1071-1082	638	545-553	540-548	600	2000
PTJ 80Z×90S*	800	900	789-797	889-897	776-784	876-884	859-870	638	345-353	440-448	600	2000
PTJ 80Z×100S	800	1000	789-797	989-997	776-784	976-984	930-941	638	345-353	540-548	600	2000
PTJ 90Z×80S*	900	800	889-897	789-797	876-884	776-784	859-870	638	445-453	340-348	600	2000
PTJ 90Z×100S	900	1000	889-897	989-997	876-884	976-984	1000-1011	638	445-453	540-548	600	2000
PTJ 100Z×80S	1000	800	989-997	789-797	976-984	776-784	930-941	638	545-553	340-348	600	2000
PTJ 100Z×90S	1000	900	989-997	889-897	976-984	876-884	1000-1011	638	545-553	440-448	600	2000

The table of dimensions for installation without a shower tray is available at radaway.eu

ADDITIONAL OPTIONS

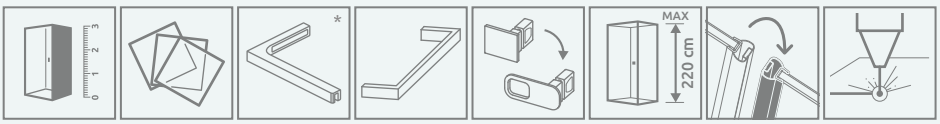

MADE TO MEASURE p. 7 | GLASS VARIANTS p. 11 | STABILIZER L p. 13 | TOWEL HANGER p. 14 | HANDLE EXCHANGE OPTION p. 16 | MAXIMUM HEIGHT p. 16 | GASKETS COLOUR EXCHANGE p. 17 | PRINT/ENGRAVING ON GLASS p. 24/28

RECOMMENDED SHOWER TRAYS

Kyntos PT | Doros Plus PT | Doros PT | Doros PT Compact | Doros PT E | Doros PT E Compact

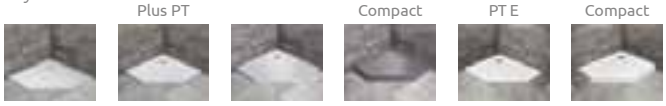

Dimensions are given in mm.

Essenza Pro KDJ+S

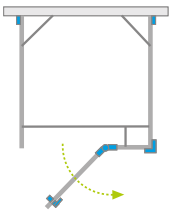







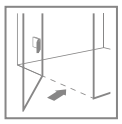

Profile finish:

Glossy: **Matte:**



01 Chrome **09** Gold **54** Black **04** White

Brushed:



91 Nickel **99** Gold **92** GunMetal **93** Copper

Other colour versions of products from the series can be found on p. 182



Shower enclosure set consists of 3 parts: shower door and 2 sidewalls S1.
In the article number, the symbol **XX** should be replaced with the symbol of the selected colour.

DOOR

Model	TRANSPARENT GLASS Art. No.
KDJ+S door 80 L	10097380-**XX**-01L
KDJ+S door 80 R	10097380-**XX**-01R
KDJ+S door 90 L	10097390-**XX**-01L
KDJ+S door 90 R	10097390-**XX**-01R
KDJ+S door 100 L	10097310-**XX**-01L
KDJ+S door 100 R	10097310-**XX**-01R
KDJ+S door 110 L	10097311-**XX**-01L
KDJ+S door 110 R	10097311-**XX**-01R
KDJ+S door 120 L	10097312-**XX**-01L
KDJ+S door 120 R	10097312-**XX**-01R

SIDEWALL S1

(universal for all profile colours, the package includes 1 sidewall, remember to order 2 sidewalls when making an order)

Model	TRANSPARENT GLASS Art. No.
S1 70	10098070-01-01
S1 75	10098075-01-01
S1 80	10098080-01-01
S1 90	10098090-01-01
S1 100	10098100-01-01

Dimensions are given in mm.

TECHNICAL DRAWINGS

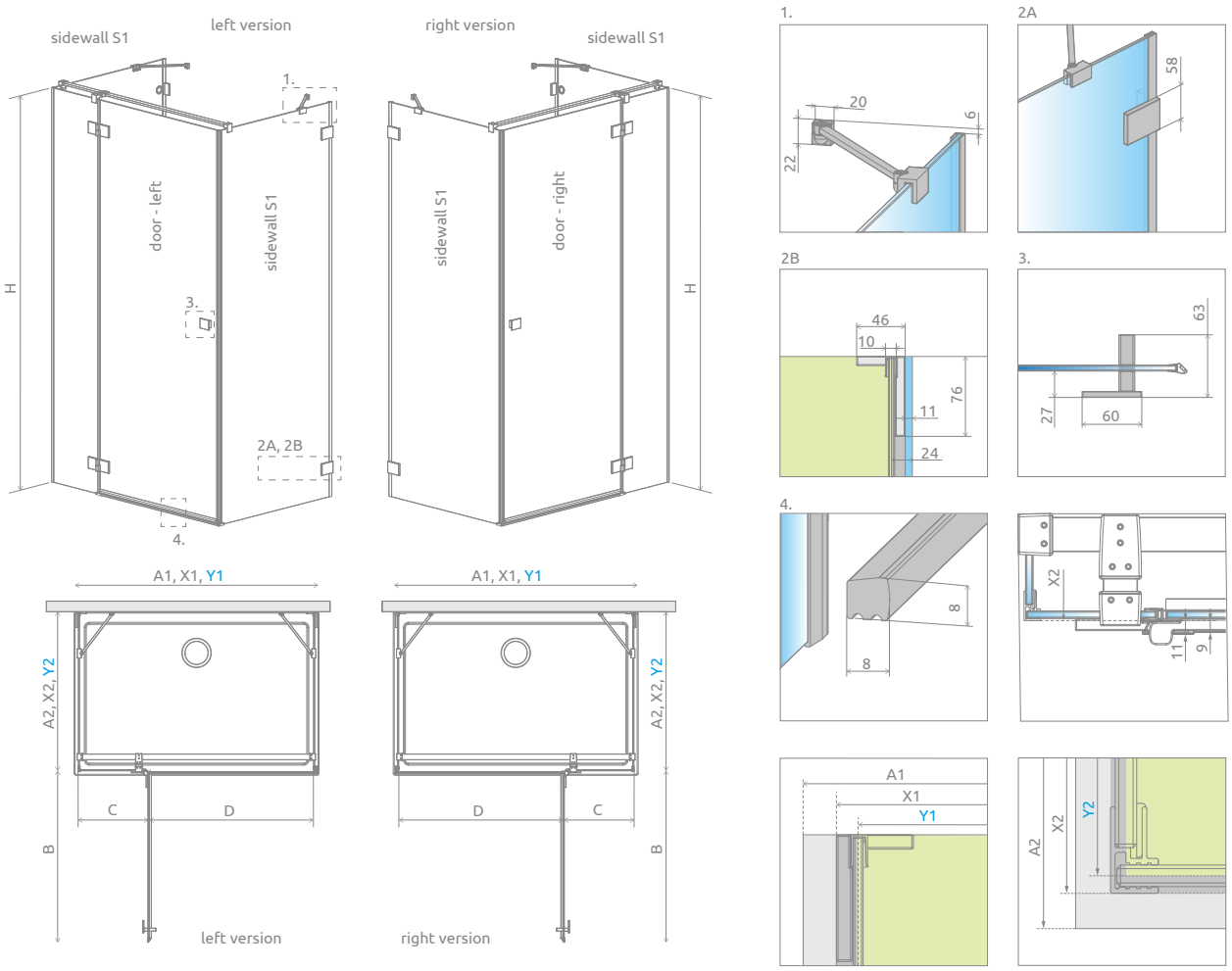

Door	A1	X1	Y1	B	C	D	H
KDJ+S 80	800	772	746	540	236	505	2000
KDJ+S 90	900	872	846	640	236	605	2000
KDJ+S 100	1000	972	946	640	336	605	2000
KDJ+S 110	1100	1072	1046	740	336	705	2000
KDJ+S 120	1200	1172	1146	840	336	805	2000

Sidewall S1	A2	X2	Y2
S1 70	700	680-688	675-683
S1 75	750	730-738	725-733
S1 80	800	780-788	775-783
S1 90	900	880-888	875-883
S1 100	1000	980-988	975-983

ADDITIONAL OPTIONS

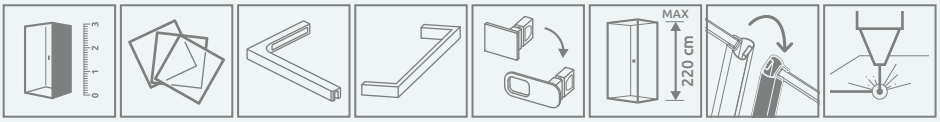

MADE TO MEASURE p. 7 | GLASS VARIANTS p. 11 | STABILIZER L p. 13 | TOWEL HANGER p. 14 | HANDLE EXCHANGE OPTION p. 16 | MAXIMUM HEIGHT p. 16 | GASKETS COLOUR EXCHANGE p. 17 | PRINT/ENGRAVING ON GLASS p. 24/28



There is a possibility of a paid replacement of transparent gaskets for black gaskets:
– option no.1 – only magnetic gaskets,
– option no. 2 – all gaskets (magnetic, vertical and horizontal).
The selected option must be clearly stated in the order.

RECOMMENDED SHOWER TRAYS



Dimensions are given in mm.

New

Essenza Pro 8 DWJ

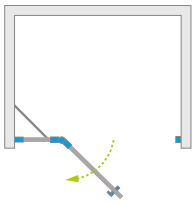





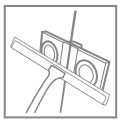



Profile finish:

Glossy:



01 Chrome



09 Gold



54 Black

Matte:

Brushed:



91 Nickel



99 Gold



92 GunMetal



93 Copper

Other colour versions of products from the series can be found on p. 182



Essenza Pro 8 Brushed Nickel DWJ + Teos F

Shower enclosure set consists of 2 parts: shower door and front wall. Please specify both article numbers when making an order.
In the article number, the symbol **XX** should be replaced with the symbol of the selected colour.

Model	Element	TRANSPARENT GLASS Art. No.
DWJ 80 L	Door 512 L	10480512-01-01L
	DWJ front wall 245 L	10510240-**XX**-01L
DWJ 80 R	Door 512 R	10480512-01-01R
	DWJ front wall 245 R	10510240-**XX**-01R
DWJ 90 L	Door 612 L	10480612-01-01L
	DWJ front wall 245 L	10510240-**XX**-01L
DWJ 90 R	Door 612 R	10480612-01-01R
	DWJ front wall 245 R	10510240-**XX**-01R
DWJ 100 L	Door 612 L	10480612-01-01L
	DWJ front wall 345 L	10510340-**XX**-01L
DWJ 100 R	Door 612 R	10480612-01-01R
	DWJ front wall 345 R	10510340-**XX**-01R
DWJ 110 L	Door 712 L	10480712-01-01L
	DWJ front wall 345 L	10510340-**XX**-01L
DWJ 110 R	Door 712 R	10480712-01-01R
	DWJ front wall 345 R	10510340-**XX**-01R
DWJ 120 L	Door 812 L	10480812-01-01L
	DWJ front wall 345 L	10510340-**XX**-01L
DWJ 120 R	Door 812 R	10480812-01-01R
	DWJ front wall 345 R	10510340-**XX**-01R
DWJ 130 L	Door 812 L	10480812-01-01L
	DWJ front wall 445 L	10510440-**XX**-01L
DWJ 130 R	Door 812 R	10480812-01-01R
	DWJ front wall 445 R	10510440-**XX**-01R

Dimensions are given in mm.

TECHNICAL DRAWINGS

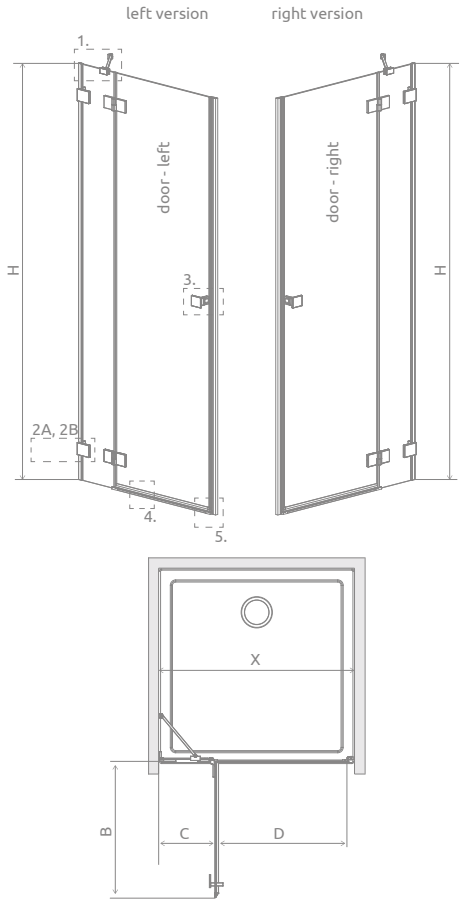

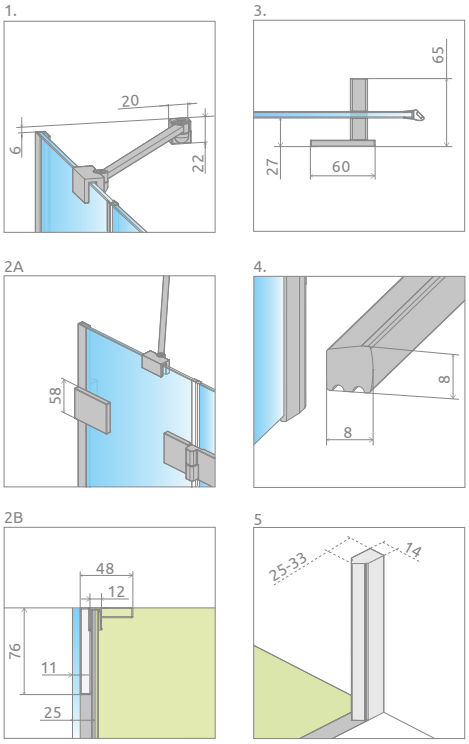

Model	X	B	C	D	H
DWJ 80*	792-808	528	257-265	500	2000
DWJ 90*	892-908	628	257-265	600	2000
DWJ 100*	992-1008	628	357-365	600	2000
DWJ 110*	1092-1108	728	357-365	700	2000
DWJ 120*	1192-1208	828	357-365	800	2000
DWJ 130	1292-1308	828	457-465	800	2000



There is a possibility of a paid replacement of transparent gaskets (magnetic, vertical and horizontal) for black gaskets. This option should be clearly stated in the order.

ADDITIONAL OPTIONS

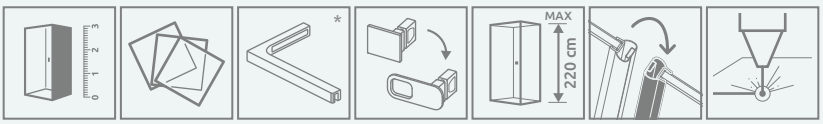

MADE TO MEASURE p. 7 | GLASS VARIANTS p. 11 | STABILIZER L p. 13 | HANDLE EXCHANGE OPTION p. 16 | MAXIMUM HEIGHT p. 16 | GASKETS COLOUR EXCHANGE p. 17 | PRINT/ENGRAVING ON GLASS p. 24/28

RECOMMENDED SHOWER TRAYS



Dimensions are given in mm.

Essenza Pro DWJ

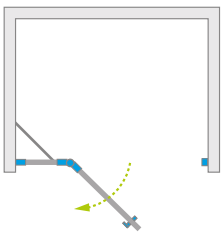







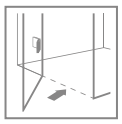

Profile finish:

Glossy:



01 Chrome



09 Gold

Matte:



54 Black

04 White

Brushed:



91 Nickel



99 Gold



92 GunMetal



93 Copper



Essenza Pro DWJ + Giaros C

Other colour versions of products from the series can be found on p. 182

In the article number, the symbol **XX** should be replaced with the symbol of the selected colour.

Model	TRANSPARENT GLASS Art. No.
DWJ 80 L	10099080-**XX**-01L
DWJ 80 R	10099080-**XX**-01R
DWJ 90 L	10099090-**XX**-01L
DWJ 90 R	10099090-**XX**-01R
DWJ 100 L	10099100-**XX**-01L
DWJ 100 R	10099100-**XX**-01R
DWJ 110 L	10099110-**XX**-01L
DWJ 110 R	10099110-**XX**-01R
DWJ 120 L	10099120-**XX**-01L
DWJ 120 R	10099120-**XX**-01R
DWJ 130 L	10099130-**XX**-01L
DWJ 130 R	10099130-**XX**-01R

Dimensions are given in mm.

TECHNICAL DRAWINGS

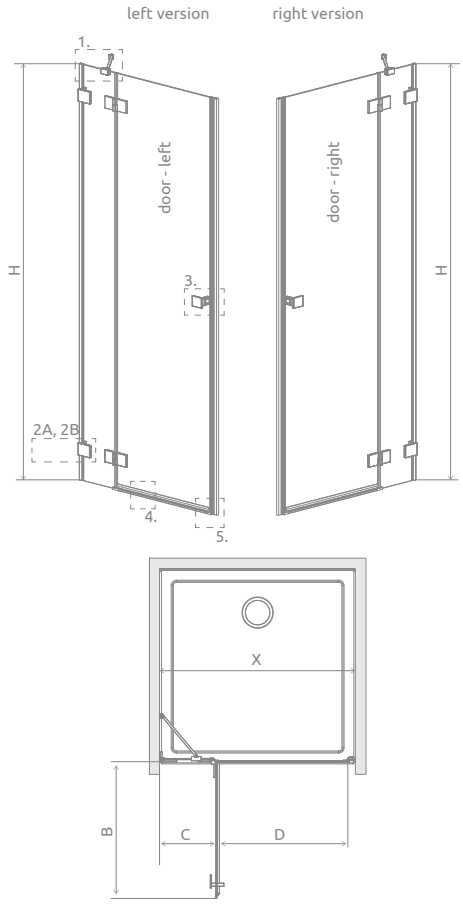

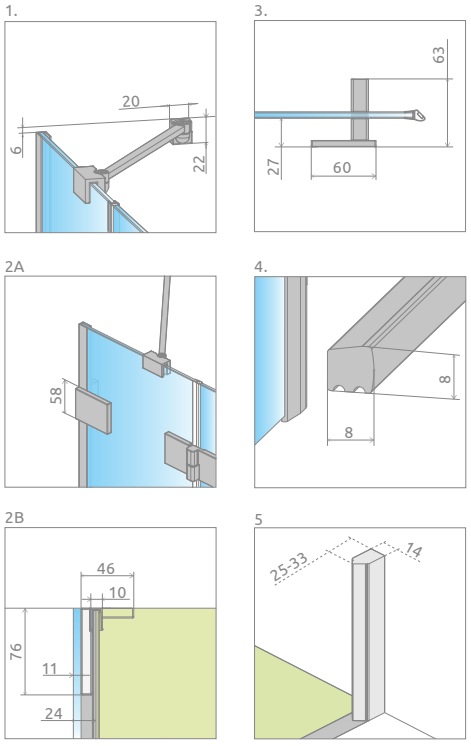

Model	X	B	C	D	H
DWJ 80*	792-808	530	257-265	505	2000
DWJ 90*	892-908	630	257-265	605	2000
DWJ 100*	992-1008	630	357-365	605	2000
DWJ 110*	1092-1108	730	357-365	705	2000
DWJ 120*	1192-1208	830	357-365	805	2000
DWJ 130	1292-1308	830	457-465	805	2000



There is a possibility of a paid replacement of transparent gaskets (magnetic, vertical and horizontal) for black gaskets. This option should be clearly stated in the order.

ADDITIONAL OPTIONS

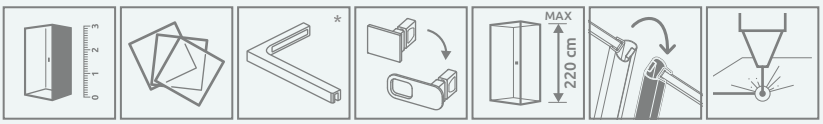

MADE TO MEASURE p. 7 | GLASS VARIANTS p. 11 | STABILIZER L p. 13 | HANDLE EXCHANGE OPTION p. 16 | MAXIMUM HEIGHT p. 16 | GASKETS COLOUR EXCHANGE p. 17 | PRINT/ENGRAVING ON GLASS p. 24/28

RECOMMENDED SHOWER TRAYS



Dimensions are given in mm.

Essenza Pro Brushed Nickel PDD

p. 164



Essenza Pro Brushed GunMetal KDJ

p. 168



Essenza Pro White KDD

p. 170





Essenza Pro Black PTJ

p. 174



Essenza Pro Brushed Copper KDJ+S

p. 176



Essenza Pro Brushed Gold DWJ

p. 180

ESSENZA 8 / ESSENZA

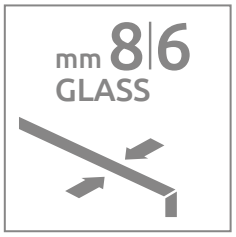

Tempered safety glass, thickness 8 mm or 6 mm, compliant with PN:EN 12150:1



Hinges with up and down mechanism to prevent damage of the horizontal gasket



Flush-fitting hinges make the glass surface from the inside smooth – the cleaning of your shower enclosure is very simple



An adjustment mechanism which allows to compensate for wall irregularities, with masking profiles



Glass protected with EasyClean® coating



Elegant chrome details



Elegant chrome details



Top masking cap for wall–adjacent profiles

STANDARD GLASS FINISH



01 Transparent

PROFILE FINISH

Glossy: **Matte:** **Brushed:**



01 Chrome **09** Gold **54** Black **91** Nickel **99** Gold **92** GunMetal **93** Copper

Anodized profiles characterized by higher resistance to corrosion and abrasion.

Photos of products in colour variants can be found on p. 212.

ADDITIONAL OPTIONS



GLASS VARIANTS

Product is available in several glass variants. Details on p. 11.

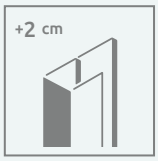

EXTENSION PROFILES

If you can not find suitable shower enclosure or shower door for your bathroom, then you can use extension profiles. Information about the profiles can be found on the page of particular model of the cabin.

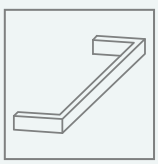

TOWEL HANGER

Possibility to order a rail hanger, ideal for hanging a towel. Details on p. 14.

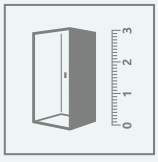

MADE TO MEASURE

Products marked with this pictogram are available in our "made to measure" programme eg. with non-standard dimensions, with slants, cutouts for the seat or bath. Details on p. 7 or on our website www.radaway.eu



POSSIBILITY OF MOUNTING WITHOUT A THRESHOLD STRIP

More details in the assembly instructions.

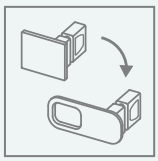

POSSIBILITY OF PAID CONVERSION OF THE HANDLES

Please note it clearly in the order and specify the article number of appropriate handle. Details on p. 16.



Nr art. 004-400002601

Nr art. 004-400002654



does not apply to the KDJ-B, KDD-B and DWB model.

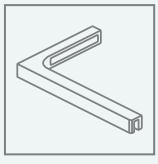

STABILIZER L (SL)

Possibility of replacing the stabilization method with stabilizer L (SL) for a fee. The stabilizer should be ordered together with the shower enclosure – please contact the Customer Service Department. Details on p. 13.



Essenza 8
Essenza

PDD
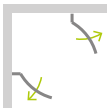
186

8 KDJ /KDJ
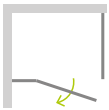
188-190

KDJ B
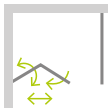
192

KDD
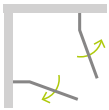
194

KDD B
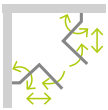
196

8 PTJ / PTJ
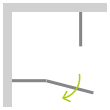
198-200

KDJ+S
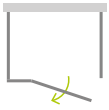
202

8 DWJ / DWJ
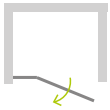
204-206

DWJS
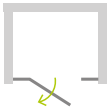
208

DWB

210

PND I

391

SL PND II
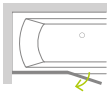
400

PND II
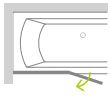
401

Essenza PDD

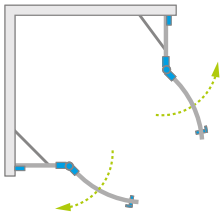





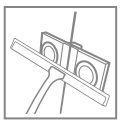

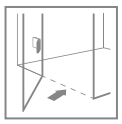

Other colour versions of products from the series can be found on p. 212



Essenza PDD + Kyntos A czarny

Profile finish:



01 Chrome **54** Black

It is possible to order the enclosure in other colours. Orders should be placed through the Non-Standard Shower Enclosure Department.

Shower enclosure set consists of 2 parts: left and right. Please specify both article numbers when making an order.
In the article number, the symbol **XX** should be replaced with the symbol of the selected colour.

LEFT PART

Model	Tray width **(A1)**	Dimension to the glass panel axis **(Y1)**	TRANSPARENT GLASS Art. No.
PDD 80 L	800	767-782	1385002-**XX**-01L
PDD 90 L	900	867-882	1385001-**XX**-01L
PDD 100 L	1000	967-982	1385003-**XX**-01L

RIGHT PART

Model	Tray width **(A2)**	Dimension to the glass panel axis **(Y2)**	TRANSPARENT GLASS Art. No.
PDD 80 R	800	767-782	1385002-**XX**-01R
PDD 90 R	900	867-882	1385001-**XX**-01R
PDD 100 R	1000	967-982	1385003-**XX**-01R

Dimensions are given in mm.

TECHNICAL DRAWINGS

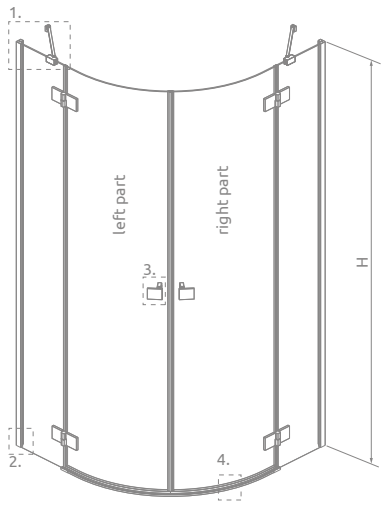

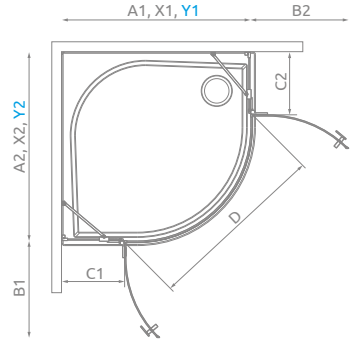

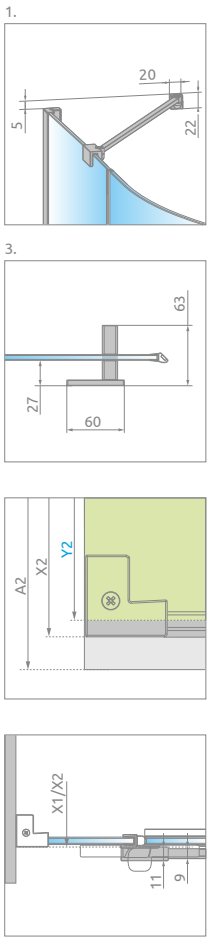



There is a possibility of a paid replacement of transparent gaskets for black gaskets:

– option no.1 – only magnetic gaskets,

– option no. 2 – all gaskets (magnetic, vertical and horizontal).

The selected option must be clearly stated in the order.

Model	A1	A2	X1	X2	Y1	Y2	B1	B2	C1	C2	D	H
PDD 80L×80R	800	800	772-787	772-787	767-782	767-782	450	450	188-203	188-203	840	2000
PDD 80L×90R	800	900	772-787	872-887	767-782	867-882	450	450	188-203	288-303	840	2000
PDD 80L×100R	800	1000	772-787	972-987	767-782	967-982	450	450	188-203	388-403	840	2000
PDD 90L×80R	900	800	872-887	772-787	867-882	767-782	450	450	288-303	188-203	840	2000
PDD 90L×90R*	900	900	872-887	872-887	867-882	867-882	450	450	288-303	288-303	840	2000
PDD 90L×100R*	900	1000	872-887	972-987	867-882	967-982	450	450	288-303	388-403	840	2000
PDD 100L×80R	1000	800	972-987	772-787	967-982	767-782	450	450	388-403	188-203	840	2000
PDD 100L×90R*	1000	900	972-987	872-887	967-982	867-882	450	450	388-403	288-303	840	2000
PDD 100L×100R*	1000	1000	972-987	972-987	967-982	967-982	450	450	388-403	388-403	840	2000

ADDITIONAL OPTIONS

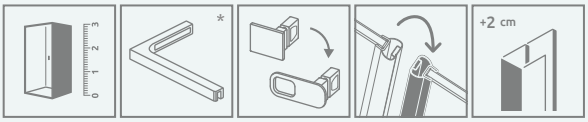

MADE TO MEASURE p. 7 | STABILIZER L p. 13 | HANDLE EXCHANGE OPTION p. 16 | GASKETS COLOUR EXCHANGE p. 17 | EXTENSION PROFILES p. 21

Extension profiles		Art. No.
	Profil +2 cm**	P01-2762000**XX**

** possibility of connecting extension profiles

RECOMMENDED SHOWER TRAYS



Dimensions are given in mm.

Essenza 8
KDJ

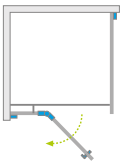



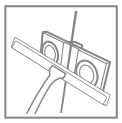





Other colour versions of products from the series can be found on p. 212



Essenza 8 Brushed Gold KDJ + Giaros D

Profile finish:

Glossy:



01 Chrome



09 Gold

Matte:



54 Black

Brushed:



91 Nickel



99 Gold



92 GunMetal



93 Copper

When placing an order, please provide 3 item numbers for the cabin front (two elements) and the S1 sidewall.
In the article number, the symbol **XX** should be replaced with the symbol of the selected colour.

FRONT

Model	Element	TRANSPARENT GLASS Art. No.
KDJ 80 L	Door 512 L	10480512-01-01L
	KDJ front wall 237 L	10470237-**XX**-01L
KDJ 80 R	Door 512 R	10480512-01-01R
	KDJ front wall 237 R	10470237-**XX**-01R
KDJ 90 L	Door 612 L	10480612-01-01L
	KDJ front wall 237 L	10470237-**XX**-01L
KDJ 90 R	Door 612 R	10480612-01-01R
	KDJ front wall 237 R	10470237-**XX**-01R
KDJ 100 L	Door 612 L	10480612-01-01L
	KDJ front wall 337 L	10470337-**XX**-01L
KDJ 100 R	Door 612 R	10480612-01-01R
	KDJ front wall 337 R	10470337-**XX**-01R
KDJ 110 L	Door 712 L	10480712-01-01L
	KDJ front wall 337 L	10470337-**XX**-01L
KDJ 110 R	Door 712 R	10480712-01-01R
	KDJ front wall 337 R	10470337-**XX**-01R
KDJ 120 L	Door 812 L	10480812-01-01L
	KDJ front wall 337 L	10470337-**XX**-01L
KDJ 120 R	Door 812 R	10480812-01-01R
	KDJ front wall 337 R	10470337-**XX**-01R

SIDEWALL S1 (universal for all profile colours)

Model	TRANSPARENT GLASS Art. No.
S1 70	10113070-01-01
S1 75	10113075-01-01
S1 80	10113080-01-01
S1 90	10113090-01-01
S1 100	10113100-01-01
S1 110	10113110-01-01
S1 120	10113120-01-01

Dimensions are given in mm.

TECHNICAL DRAWINGS

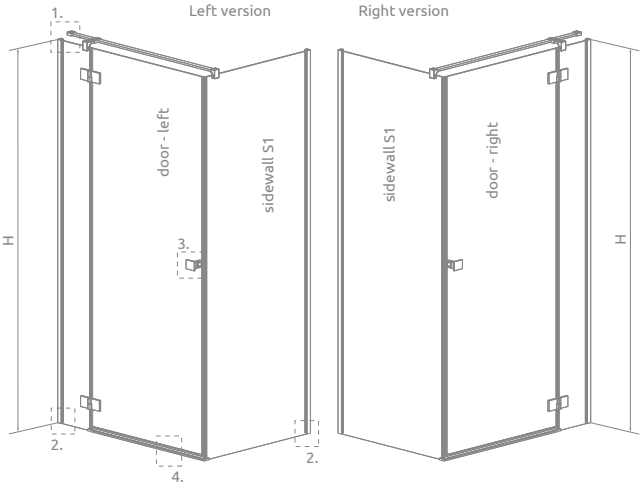

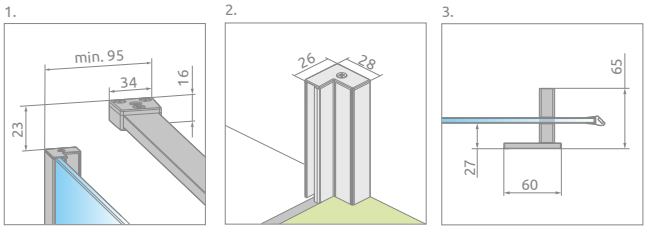

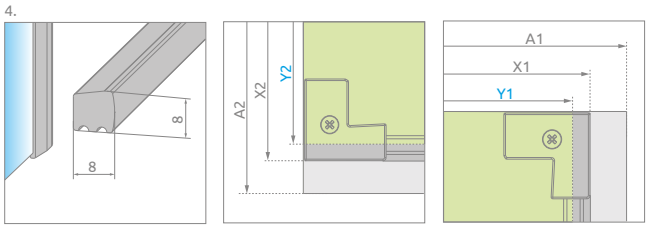



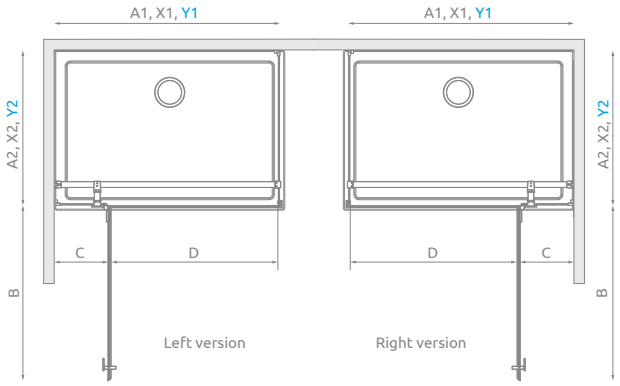

There is a possibility of a paid replacement of transparent gaskets for black gaskets:

– option no.1 – only magnetic gaskets,

– option no. 2 – all gaskets (magnetic, vertical and horizontal).

The selected option must be clearly stated in the order.

Front	A1	X1	Y1	B	C	D	H
KDJ 80	800	774-789	768-783	537	256-271	500	2000
KDJ 90	900	874-889	868-883	637	256-271	600	2000
KDJ 100	1000	974-989	968-983	637	356-371	600	2000
KDJ 110	1100	1074-1089	1068-1083	737	356-371	700	2000
KDJ 120	1200	1174-1189	1168-1183	837	356-371	800	2000

Sidewall S1	A2	X2	Y2
S1 70	700	674-689	668-683
S1 75	750	724-739	718-733
S1 80	800	774-789	768-783
S1 90	900	874-889	868-883
S1 100	1000	974-989	968-983
S1 110	1100	1074-1089	1068-1083
S1 120	1200	1174-1189	1168-1183

ADDITIONAL OPTIONS

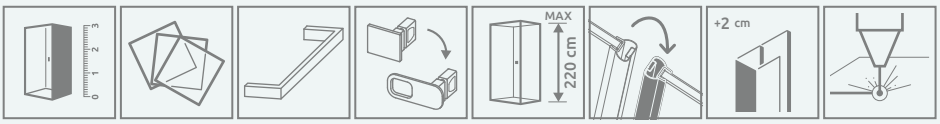

MADE TO MEASURE p. 7 | GLASS VARIANTS p. 11 | TOWEL HANGER p. 14 | HANDLE EXCHANGE OPTION p. 16 | MAXIMUM HEIGHT p. 16 | GASKETS COLOUR EXCHANGE p. 17 | EXTENSION PROFILES p. 21 | PRINT/ENGRAVING ON GLASS p. 24/28

Extension profiles	Art. No.
Profil +2 cm*	P01-2802000**XX**

In the article number, the symbol **XX** should be replaced with the symbol of the selected colour. * possibility of connecting extension profiles

RECOMMENDED SHOWER TRAYS





Dimensions are given in mm.

Essenza KDJ

Other colour versions of products from the series can be found on p. 212

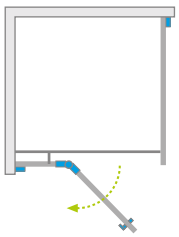





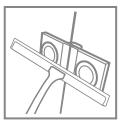

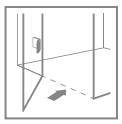

Profile finish:

Glossy:



01 Chrome



09 Gold

Matte:



54 Black

Brushed:



91 Nickel



99 Gold



92 GunMetal



93 Copper



Essenza KDJ + Giaros D

Shower enclosure set consists of 2 parts: shower door and sidewall. Please specify all the article numbers when making an order. In the article number, the symbol **XX** should be replaced with the symbol of the selected colour.

DOOR

Model	TRANSPARENT GLASS Art. No.
KDJ door 80 L	1385043-**XX**-01L
KDJ door 80 R	1385043-**XX**-01R
KDJ door 90 L	1385044-**XX**-01L
KDJ door 90 R	1385044-**XX**-01R
KDJ door 100 L	1385040-**XX**-01L
KDJ door 100 R	1385040-**XX**-01R
KDJ door 110 L	1385041-**XX**-01L
KDJ door 110 R	1385041-**XX**-01R
KDJ door 120 L	1385042-**XX**-01L
KDJ door 120 R	1385042-**XX**-01R

SIDEWALL S1 (universal for all profile colours)

Model	TRANSPARENT GLASS Art. No.
S1 70	1384048-01-01
S1 75	1384049-01-01
S1 80	1384051-01-01
S1 90	1384050-01-01
S1 100	1384052-01-01
S1 110	1384053-01-01
S1 120	1384054-01-01

Dimensions are given in mm.

TECHNICAL DRAWINGS

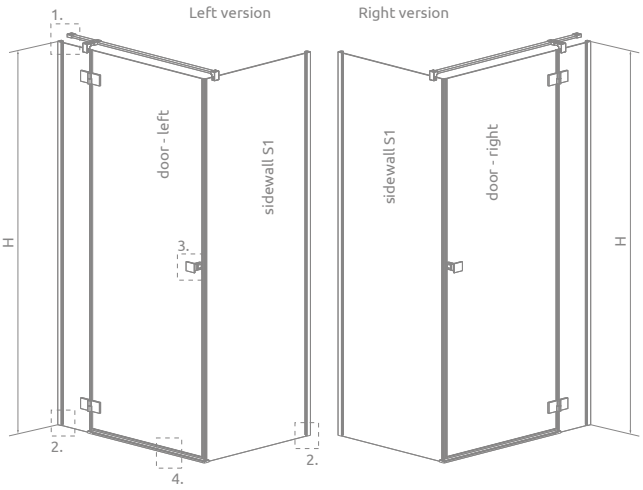

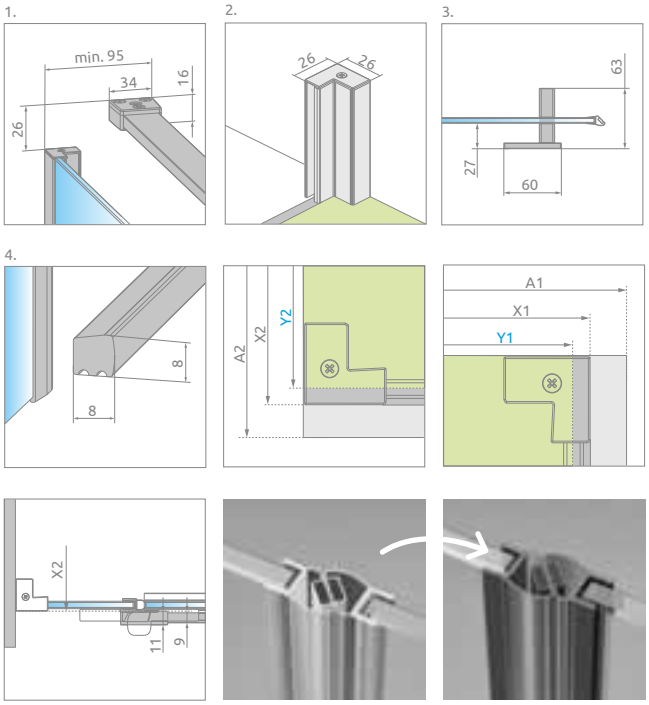

There is a possibility of a paid replacement of transparent gaskets for black gaskets:

– option no.1 – only magnetic gaskets,

– option no. 2 – all gaskets (magnetic, vertical and horizontal).

The selected option must be clearly stated in the order.

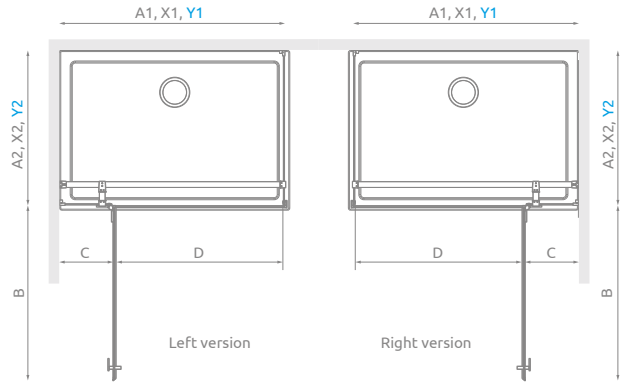

Door	A1	X1	Y1	B	C	D	H
KDJ 80	800	772-787	767-782	540	253-268	505	2000
KDJ 90	900	872-887	867-882	640	253-268	605	2000
KDJ 100	1000	972-987	967-982	640	353-368	605	2000
KDJ 110	1100	1072-1087	1067-1082	740	353-368	705	2000
KDJ 120	1200	1172-1187	1167-1182	840	353-368	805	2000

Sidewall S1	A2	X2	Y2
S1 70	700	672-687	667-682
S1 75	750	722-737	717-732
S1 80	800	772-787	767-782
S1 90	900	872-887	867-882
S1 100	1000	972-987	967-982
S1 110	1100	1072-1087	1067-1082
S1 120	1200	1172-1187	1167-1182

ADDITIONAL OPTIONS

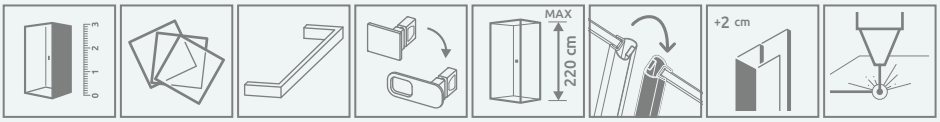

MADE TO MEASURE p. 7 | GLASS VARIANTS p. 11 | TOWEL HANGER p. 14 | HANDLE EXCHANGE OPTION p. 16 | MAXIMUM HEIGHT p. 16 | GASKETS COLOUR EXCHANGE p. 17 | EXTENSION PROFILES p. 21 | PRINT/ENGRAVING ON GLASS p. 24/28

Extension profiles	Art. No.
Profil +2 cm*	P01-2762000**XX**

In the article number, the symbol **XX** should be replaced with the symbol of the selected colour. * possibility of connecting extension profiles

RECOMMENDED SHOWER TRAYS





Dimensions are given in mm.

Essenza KDJ B

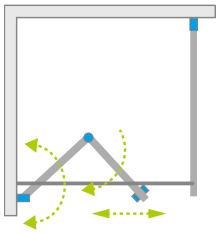





Profile finish:
Glossy:



01 Chrome

Shower enclosure set consists of 2 parts: shower door and sidewall S1. Please specify all the article numbers when making an order.

DOOR

Model	Tray width **(A1)**	Dimension to the glass panel axis **(Y1)**	TRANSPARENT GLASS Art. No.
KDJ B door 80 L	800	772-782	1385081-01-01L
KDJ B door 80 R	800	772-782	1385081-01-01R
KDJ B door 90 L	900	872-882	1385082-01-01L
KDJ B door 90 R	900	872-882	1385082-01-01R
KDJ B door 100 L	1000	972-982	1385083-01-01L
KDJ B door 100 R	1000	972-982	1385083-01-01R

SIDEWALL S1

Model	Tray width **(A2)**	Dimension to the glass panel axis **(Y2)**	TRANSPARENT GLASS Art. No.
S1 70	700	667-682	1384048-01-01
S1 75	750	717-732	1384049-01-01
S1 80	800	767-782	1384051-01-01
S1 90	900	867-882	1384050-01-01
S1 100	1000	967-982	1384052-01-01
S1 110	1100	1067-1082	1384053-01-01
S1 120	1200	1167-1182	1384054-01-01

PRACTICAL HANDLES

details on p. 16



TPE elements in black



TPE elements in graphite

DODATKOWY UCHWYT

details on p. 14



Dimensions are given in mm.

TECHNICAL DRAWINGS

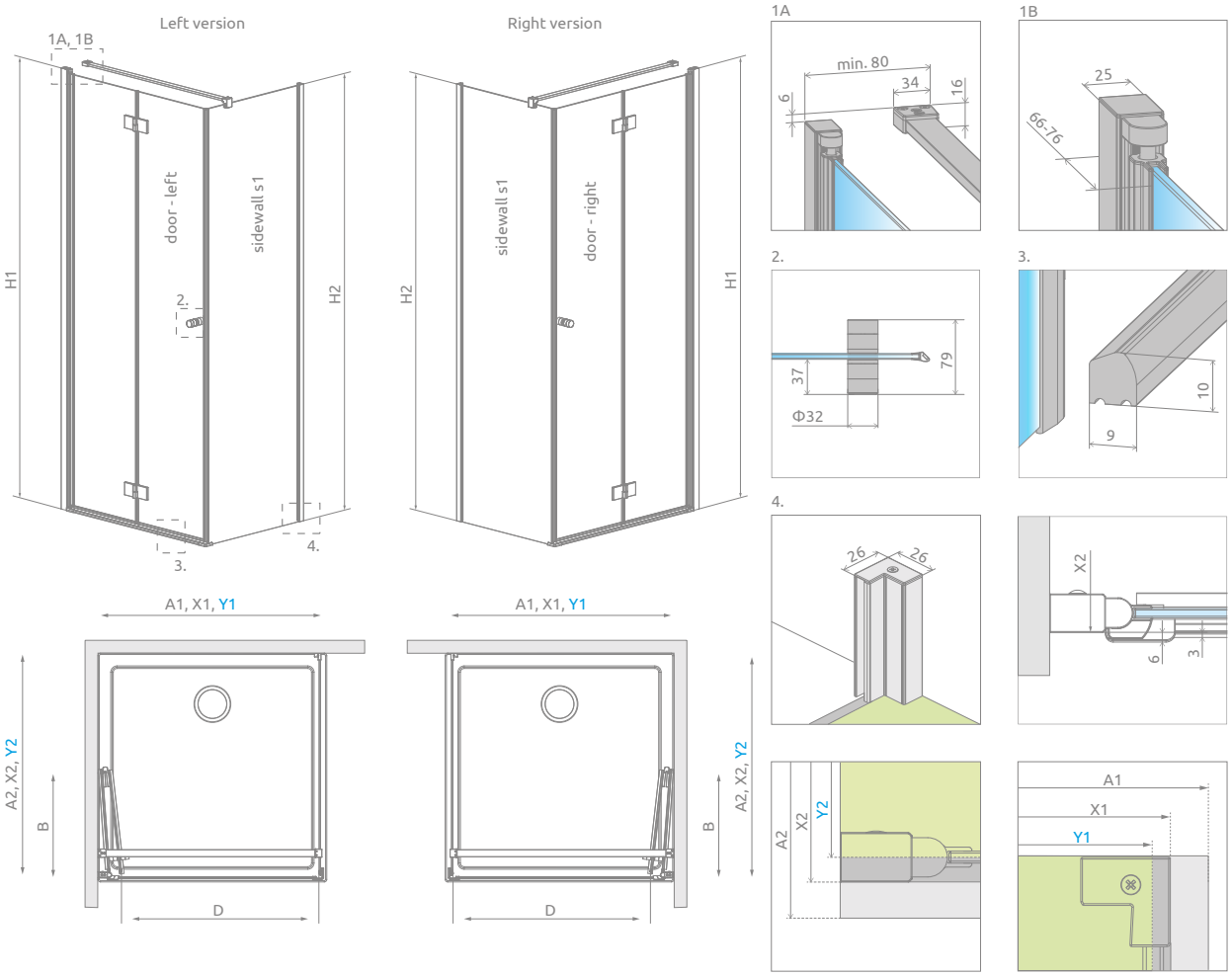

Door	A1	X1	Y1	B	D	H1
KDJ B 80	800	777-787	772-782	390	645	2020
KDJ B 90	900	877-887	872-882	440	745	2020
KDJ B 100	1000	977-987	972-982	490	845	2020

Sidewall S1	A2	X2	Y2	H2
S1 70	700	680-695	667-682	2000
S1 75	750	730-745	717-732	2000
S1 80	800	780-795	767-782	2000
S1 90	900	880-895	867-882	2000
S1 100	1000	980-995	967-982	2000
S1 110	1100	1080-1095	1067-1082	2000
S1 120	1200	1180-1195	1167-1182	2000

ADDITIONAL OPTIONS

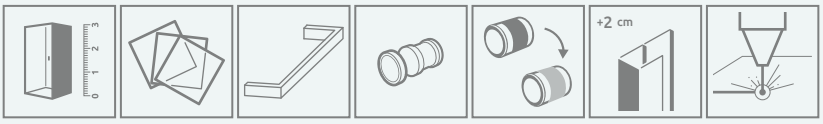

MADE TO MEASURE p. 7 | GLASS VARIANTS p. 11 | TOWEL HANGER p. 14 | ADDITIONAL HANDLE p. 14 | CHANGING THE COLOR OF THE HANDLES p. 16 | EXTENSION PROFILES p. 21 | PRINT/ENGRAVING ON GLASS p. 24/28

Extension profiles	Art. No.
Profil U +2 cm – it can be mounted only on the side of a profile hinge	P01-137202001
Profil +2 cm* – for sidewall S1 only	P01-276200001

* possibility of connecting extension profiles

RECOMMENDED SHOWER TRAYS



Dimensions are given in mm.

Essenza KDD

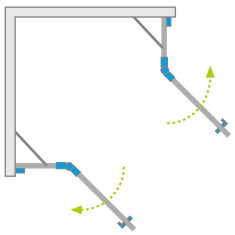





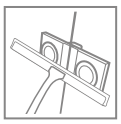

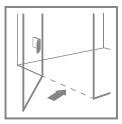

Profile finish:



01 Chrome **54** Black

It is possible to order the enclosure in other colours. Orders should be placed through the Non-Standard Shower Enclosure Department.

Other colour versions of products from the series can be found on p. 212



Essenza KDD + Kyntos C

Shower enclosure set consists of 2 parts: left and right. Please specify both article numbers when making an order.
In the article number, the symbol **XX** should be replaced with the symbol of the selected colour.

LEFT PART

Model	Tray width **(A1)**	Dimension to the glass panel axis **(Y1)**	TRANSPARENT GLASS Art. No.
KDD 80 L	800	767-782	1385061-**XX**-01L
KDD 90 L	900	867-882	1385060-**XX**-01L
KDD 100 L	1000	967-982	1385062-**XX**-01L

RIGHT PART

Model	Tray width **(A2)**	Dimension to the glass panel axis **(Y2)**	TRANSPARENT GLASS Art. No.
KDD 80 R	800	767-782	1385061-**XX**-01R
KDD 90 R	900	867-882	1385060-**XX**-01R
KDD 100 R	1000	967-982	1385062-**XX**-01R

Dimensions are given in mm.

TECHNICAL DRAWINGS

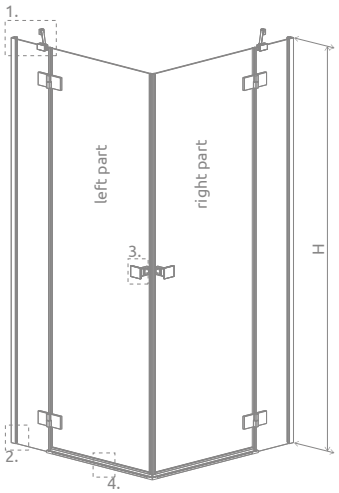

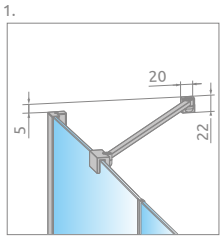

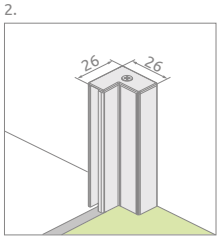



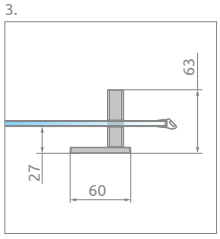

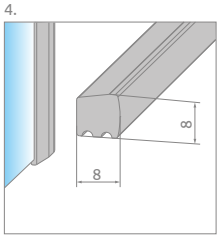



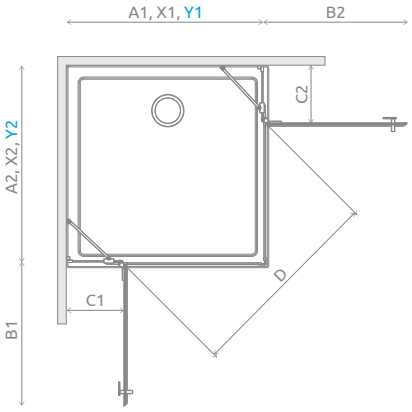

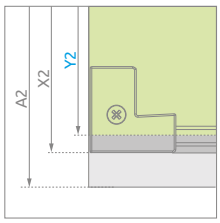

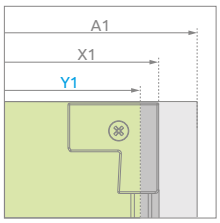

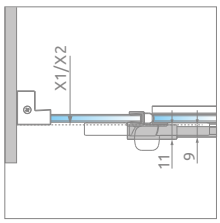

There is a possibility of a paid replacement of transparent gaskets for black gaskets:

– option no.1 – only magnetic gaskets,

– option no. 2 – all gaskets (magnetic, vertical and horizontal).

The selected option must be clearly stated in the order.

Model	A1	A2	X1	X2	Y1	Y2	B1	B2	C1	C2	D	H
KDD 80L×80R	800	800	772-787	772-787	767-782	767-782	540	540	253-268	253-268	745	2000
KDD 80L×90R	800	900	772-787	872-887	767-782	867-882	540	640	253-268	253-268	810	2000
KDD 80L×100R	800	1000	772-787	972-987	767-782	967-982	540	640	253-268	353-368	810	2000
KDD 90L×80R	900	800	872-887	772-787	867-882	767-782	640	540	253-268	253-268	810	2000
KDD 90L×90R	900	900	872-887	872-887	867-882	867-882	640	640	253-268	253-268	885	2000
KDD 90L×100R	900	1000	872-887	972-987	867-882	967-982	640	640	253-268	353-368	885	2000
KDD 100L×80R	1000	800	972-987	772-787	967-982	767-782	640	540	353-368	253-268	810	2000
KDD 100L×90R	1000	900	972-987	872-887	967-982	867-882	640	640	353-368	253-268	885	2000
KDD 100L×100R*	1000	1000	972-987	972-987	967-982	967-982	640	640	353-368	353-368	885	2000

ADDITIONAL OPTIONS

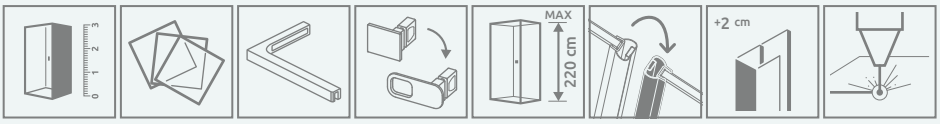

MADE TO MEASURE p. 7 | GLASS VARIANTS p. 11 | STABILIZER L p. 13 | HANDLE EXCHANGE OPTION p. 16 | MAXIMUM HEIGHT p. 16 | GASKETS COLOUR EXCHANGE p. 17 | EXTENSION PROFILES p. 21 | PRINT/ENGRAVING ON GLASS p. 24/28

Extension profiles	Art. No.
Profil +2 cm**	P01-276200001

** possibility of connecting extension profiles

RECOMMENDED SHOWER TRAYS





Dimensions are given in mm.

Essenza KDD B

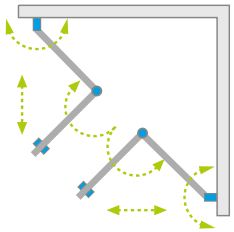





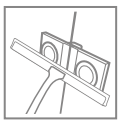

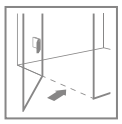





There is a possibility to order an additional handle for bi-fold doors. Details on p. 14.

Essenza KDD B
The shower enclosure without a threshold strip.

Profile finish:



01 Chrome

Shower enclosure set consists of 2 parts: left and right. Please specify both article numbers when making an order.

LEFT PART

Model	Tray width **(A1)**	Dimension to the glass panel axis **(Y1)**	TRANSPARENT GLASS Art. No.
KDD B 80 L	800	772-782	385070-01-01L
KDD B 90 L	900	872-882	385071-01-01L
KDD B 100 L	1000	972-982	385072-01-01L

RIGHT PART

Model	Tray width **(A2)**	Dimension to the glass panel axis **(Y2)**	TRANSPARENT GLASS Art. No.
KDD B 80 R	800	772-782	385070-01-01R
KDD B 90 R	900	872-882	385071-01-01R
KDD B 100 R	1000	972-982	385072-01-01R

Dimensions are given in mm.

TECHNICAL DRAWINGS

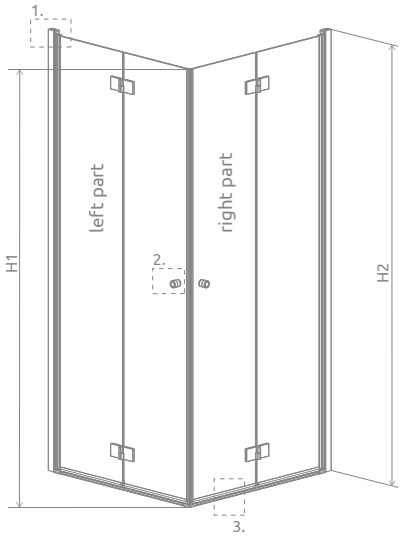

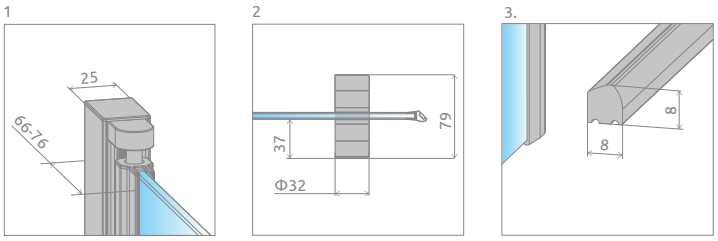

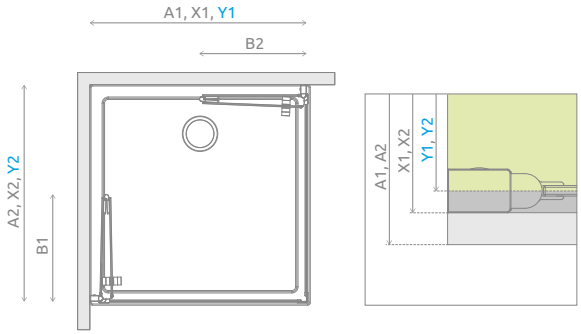

OPCJE UCHWYTÓW

details on p. 16



TPE elements in black



TPE elements in graphite

ADDITIONAL HANDLE

details on p. 14



Model	A1	A2	X1	X2	Y1	Y2	B1	B2	H1	H2
KDD B 80L×80R	800	800	785-795	785-795	772-782	772-782	389	389	2000	2020
KDD B 80L×90R	800	900	785-795	885-895	772-782	872-882	389	439	2000	2020
KDD B 80L×100R	800	1000	785-795	985-995	772-782	972-982	389	489	2000	2020
KDD B 90L×80R	900	800	885-895	785-795	872-882	772-782	439	389	2000	2020
KDD B 90L×90R	900	900	885-895	885-895	872-882	872-882	439	439	2000	2020
KDD B 90L×100R	900	1000	885-895	985-995	872-882	972-982	439	489	2000	2020
KDD B 100L×80R	1000	800	985-995	785-795	972-982	772-782	489	389	2000	2020
KDD B 100L×90R	1000	900	985-995	885-895	972-982	872-882	489	439	2000	2020
KDD B 100L×100R	1000	1000	985-995	985-995	972-982	972-982	489	489	2000	2020

ADDITIONAL OPTIONS

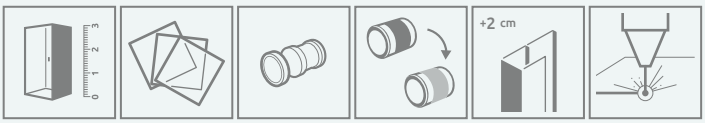

MADE TO MEASURE p. 7 | GLASS VARIANTS p. 11 | ADDITIONAL HANDLE p. 14 | CHANGING THE COLOR OF THE HANDLES p. 16 | EXTENSION PROFILES p. 21 | PRINT/ENGRAVING ON GLASS p. 24/28

Extension profiles	Art. No.
Profil U +2 cm	P01-137202001

RECOMMENDED SHOWER TRAYS





Dimensions are given in mm.

Essenza 8 PTJ



Profile finish:

Glossy:



01 Chrome **09** Gold

Matte:



54 Black

Brushed:



91 Nickel **99** Gold **92** GunMetal **93** Copper



Essenza 8 Black PTJ + Doros PT

Other colour versions of products from the series can be found on p. 212

Instruction for ordering the Essenza PTJ shower enclosure can be found on page 470.

Shower enclosure set consists of 2 parts: shower door and sidewalls Z and S. Please specify all the article numbers when making an order. In the article number, the symbol **XX** should be replaced with the symbol of the selected colour.

SYMMETRIC SHOWER ENCLOSURES

Model	Element	TRANSPARENT GLASS Art. No.
PTJ 80×80 door L	PTJ door L	10490000-**XX**-01L
	PTJ sidewalls 80 Z×80 S	10490100-01-01
PTJ 80×80 door R	PTJ door R	10490000-**XX**-01R
	PTJ sidewalls 80 Z×80 S	10490100-01-01
PTJ 90×90 door L	PTJ door L	10490000-**XX**-01L
	PTJ sidewalls 90 Z×90 S	10490200-01-01
PTJ 90×90 door R	PTJ door R	10490000-**XX**-01R
	PTJ sidewalls 90 Z×90 S	10490200-01-01
PTJ 100×100 door L	PTJ door L	10490000-**XX**-01L
	PTJ sidewalls 100 Z×100 S	10490300-01-01
PTJ 100×100 door R	PTJ door R	10490000-**XX**-01R
	PTJ sidewalls 100 Z×100 S	10490300-01-01

ASYMMETRIC SHOWER ENCLOSURES

Model	Element	TRANSPARENT GLASS Art. No.
PTJ 80×90 door L on shorter side	PTJ door L	10490000-**XX**-01L
	PTJ sidewalls 80 Z×90 S	10490400-01-01
PTJ 80×90 door R on shorter side	PTJ door R	10490000-**XX**-01R
	PTJ sidewalls 80 Z×90 S	10490400-01-01
PTJ 90×80 door L on longer side	PTJ door L	10490000-**XX**-01L
	PTJ sidewalls 90 Z×80 S	10490600-01-01
PTJ 90×80 door R on longer side	PTJ door R	10490000-**XX**-01R
	PTJ sidewalls 90 Z×80 S	10490600-01-01
PTJ 80×100 door L on shorter side	PTJ door L	10490000-**XX**-01L
	PTJ sidewalls 80 Z×100 S	10490500-01-01
PTJ 80×100 door R on shorter side	PTJ door R	10490000-**XX**-01R
	PTJ sidewalls 80 Z×100 S	10490500-01-01
PTJ 100×80 door L on longer side	PTJ door L	10490000-**XX**-01L
	PTJ sidewalls 100 Z×80 S	10490800-01-01
PTJ 100×80 door R on longer side	PTJ door R	10490000-**XX**-01R
	PTJ sidewalls 100 Z×80 S	10490800-01-01
PTJ 90×100 door L on shorter side	PTJ door L	10490000-**XX**-01L
	PTJ sidewalls 90 Z×100 S	10490700-01-01
PTJ 90×100 door R on shorter side	PTJ door R	10490000-**XX**-01R
	PTJ sidewalls 90 Z×100 S	10490700-01-01
PTJ 100×90 door L on longer side	PTJ door L	10490000-**XX**-01L
	PTJ sidewalls 100 Z×90 S	10490900-01-01
PTJ 100×90 door R on longer side	PTJ door R	10490000-**XX**-01R
	PTJ sidewalls 100 Z×90 S	10490900-01-01

Dimensions are given in mm.

TECHNICAL DRAWINGS

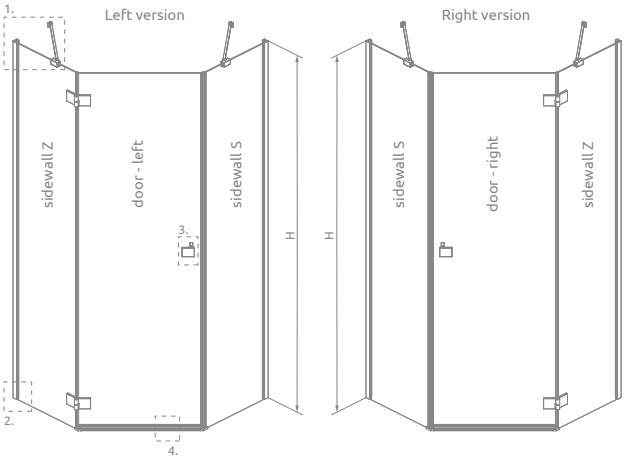

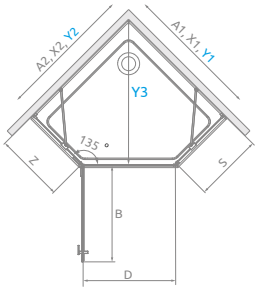

Left version

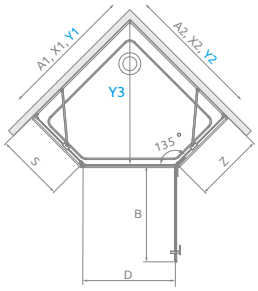

Right version

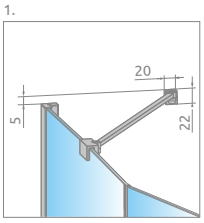

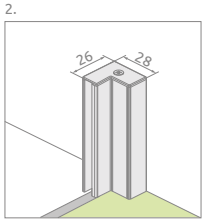



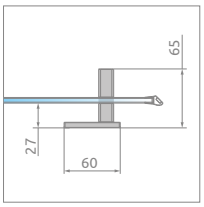

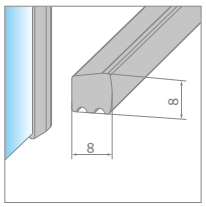



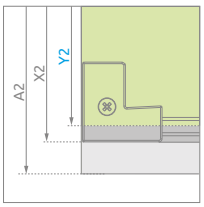

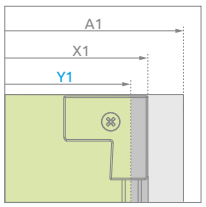

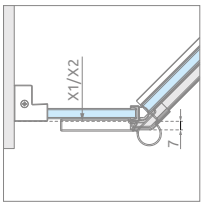

There is a possibility of a paid replacement of transparent gaskets for black gaskets:

– option no.1 – only magnetic gaskets,

– option no. 2 – all gaskets (magnetic, vertical and horizontal).

The selected option must be clearly stated in the order.

Model	A1	A2	X1	X2	Y1	Y2	Y3	B	Z	S	D	H
PTJ 80Z×80S*	800	800	774-789	774-789	768-783	768-783	780-801	623	342-357	335-350	597	2000
PTJ 90Z×90S*	900	900	874-889	874-889	868-883	868-883	922-943	623	442-457	435-450	597	2000
PTJ 100Z×100S	1000	1000	974-989	974-989	968-983	968-983	1063-1084	623	542-557	535-550	597	2000
PTJ 80Z×90S*	800	900	774-789	874-889	768-783	868-883	851-872	623	342-357	435-450	597	2000
PTJ 80Z×100S	800	1000	774-789	974-989	768-783	968-983	922-943	623	342-357	535-550	597	2000
PTJ 90Z×80S*	900	800	874-889	774-789	868-883	768-783	851-872	623	442-457	335-350	597	2000
PTJ 90Z×100S	900	1000	874-889	974-989	868-883	968-983	992-1013	623	442-457	535-550	597	2000
PTJ 100Z×80S	1000	800	974-989	774-789	968-983	768-783	922-943	623	542-557	335-350	597	2000
PTJ 100Z×90S	1000	900	974-989	874-889	968-983	868-883	992-1013	623	542-557	435-450	597	2000

The table of dimensions for installation without a shower tray is available at radaway.eu

ADDITIONAL OPTIONS

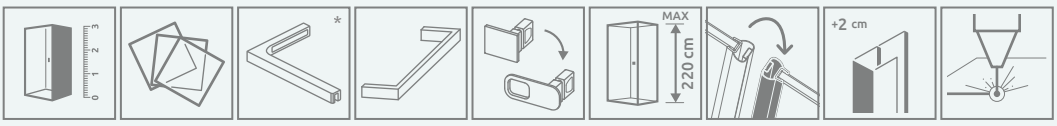

MADE TO MEASURE p. 7 | GLASS VARIANTS p. 11 | STABILIZER L p. 13 | TOWEL HANGER p. 14 | HANDLE EXCHANGE OPTION p. 16 | MAXIMUM HEIGHT p. 16 | GASKETS COLOUR EXCHANGE p. 17 | EXTENSION PROFILES p. 21 | PRINT/ENGRAVING ON GLASS p. 24/28

Extension profiles	Art. No.
Profil +2 cm**	P01-2802000**XX**

In the article number, the symbol **XX** should be replaced with the symbol of the selected colour. ** possibility of connecting extension profiles

RECOMMENDED SHOWER TRAYS

Kyntos PT | Doros Plus PT | Doros PT | Doros PT Compact | Doros PT E | Doros PT E Compact

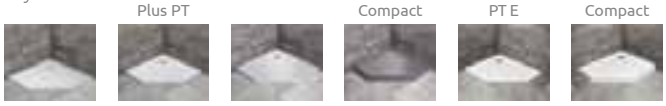

Dimensions are given in mm.

Essenza PTJ

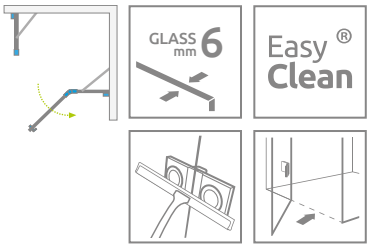

Other colour versions of products from the series can be found on p. 212

Instruction for ordering the Essenza PTJ shower enclosure can be found on page 470.


Essenza PTJ + Doros PT

Profile finish:

Glossy:


01 Chrome


09 Gold


54 Black

Matte:

Brushed:


91 Nickel


99 Gold


92 GunMetal


93 Copper

Shower enclosure set consists of 2 parts: shower door and sidewalls Z and S. Please specify all the article numbers when making an order. In the article number, the symbol **XX** should be replaced with the symbol of the selected colour.

SYMMETRIC SHOWER ENCLOSURES

Model	Element	TRANSPARENT GLASS Art. No.
PTJ 80×80 door L	PTJ door L	1385010-**XX**-01L
	PTJ sidewalls 80 Z×80 S	1385049-01-01
PTJ 80×80 door R	PTJ door R	1385010-**XX**-01R
	PTJ sidewalls 80 Z×80 S	1385049-01-01
PTJ 90×90 door L	PTJ door L	1385010-**XX**-01L
	PTJ sidewalls 90 Z×90 S	1385050-01-01
PTJ 90×90 door R	PTJ door R	1385010-**XX**-01R
	PTJ sidewalls 90 Z×90 S	1385050-01-01
PTJ 100×100 door L	PTJ door L	1385010-**XX**-01L
	PTJ sidewalls 100 Z×100 S	1385051-01-01
PTJ 100×100 door R	PTJ door R	1385010-**XX**-01R
	PTJ sidewalls 100 Z×100 S	1385051-01-01

ASYMMETRIC SHOWER ENCLOSURES

Model	Element	TRANSPARENT GLASS Art. No.
PTJ 80×90 door L on shorter side	PTJ door L	1385010-**XX**-01L
	PTJ sidewalls 80 Z×90 S	1385052-01-01
PTJ 80×90 door R on shorter side	PTJ door R	1385010-**XX**-01R
	PTJ sidewalls 80 Z×90 S	1385052-01-01
PTJ 90×80 door L on longer side	PTJ door L	1385010-**XX**-01L
	PTJ sidewalls 90 Z×80 S	1385053-01-01
PTJ 90×80 door R on longer side	PTJ door R	1385010-**XX**-01R
	PTJ sidewalls 90 Z×80 S	1385053-01-01
PTJ 80×100 door L on shorter side	PTJ door L	1385010-**XX**-01L
	PTJ sidewalls 80 Z×100 S	1385054-01-01
PTJ 80×100 door R on shorter side	PTJ door R	1385010-**XX**-01R
	PTJ sidewalls 80 Z×100 S	1385054-01-01
PTJ 100×80 door L on longer side	PTJ door L	1385010-**XX**-01L
	PTJ sidewalls 100 Z×80 S	1385055-01-01
PTJ 100×80 door R on longer side	PTJ door R	1385010-**XX**-01R
	PTJ sidewalls 100 Z×80 S	1385055-01-01
PTJ 90×100 door L on shorter side	PTJ door L	1385010-**XX**-01L
	PTJ sidewalls 90 Z×100 S	1385056-01-01
PTJ 90×100 door R on shorter side	PTJ door R	1385010-**XX**-01R
	PTJ sidewalls 90 Z×100 S	1385056-01-01
PTJ 100×90 door L on longer side	PTJ door L	1385010-**XX**-01L
	PTJ sidewalls 100 Z×90 S	1385057-01-01
PTJ 100×90 door R on longer side	PTJ door R	1385010-**XX**-01R
	PTJ sidewalls 100 Z×90 S	1385057-01-01

Dimensions are given in mm.

TECHNICAL DRAWINGS

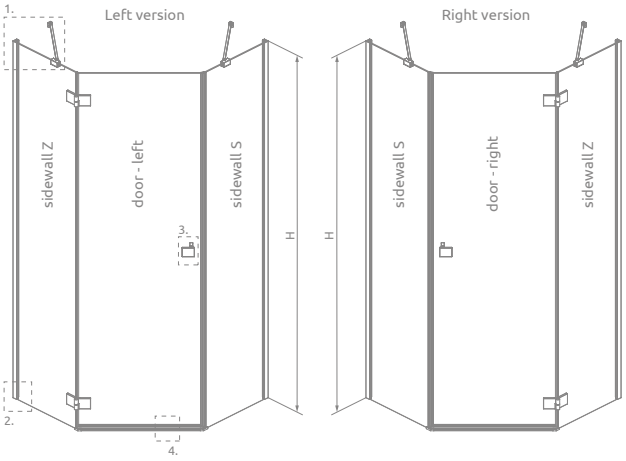

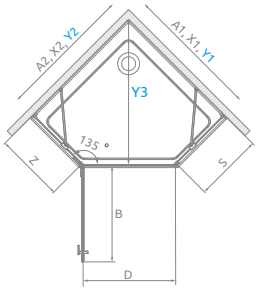

Left version

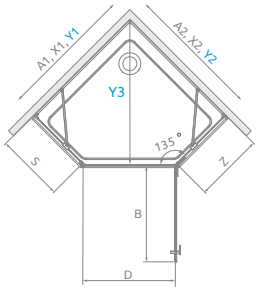

Right version

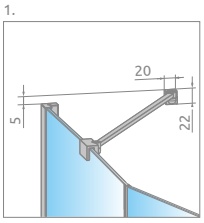

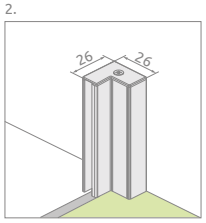



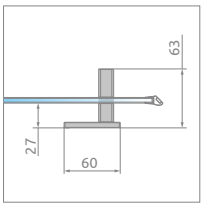

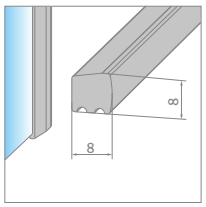



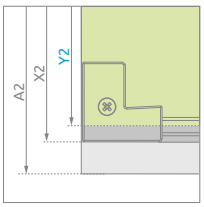

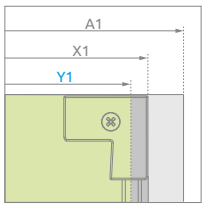

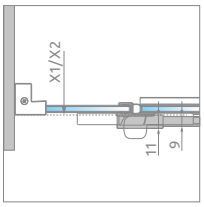

There is a possibility of a paid replacement of transparent gaskets for black gaskets:

– option no.1 – only magnetic gaskets,

– option no. 2 – all gaskets (magnetic, vertical and horizontal).

The selected option must be clearly stated in the order.

Model	A1	A2	X1	X2	Y1	Y2	Y3	B	Z	S	D	H
PTJ 80Z×80S*	800	800	772-787	772-787	767-782	767-782	778-799	620	340-355	335-350	600	2000
PTJ 90Z×90S*	900	900	872-887	872-887	867-882	867-882	919-940	620	440-455	435-450	600	2000
PTJ 100Z×100S	1000	1000	972-987	972-987	967-982	967-982	1061-1082	620	540-555	535-550	600	2000
PTJ 80Z×90S*	800	900	772-787	872-887	767-782	867-882	849-870	620	340-355	435-450	600	2000
PTJ 80Z×100S	800	1000	772-787	972-987	767-782	967-982	919-940	620	340-355	535-550	600	2000
PTJ 90Z×80S*	900	800	872-887	772-787	867-882	767-782	849-870	620	440-455	335-350	600	2000
PTJ 90Z×100S	900	1000	872-887	972-987	867-882	967-982	990-1011	620	440-455	535-550	600	2000
PTJ 100Z×80S	1000	800	972-987	772-787	967-982	767-782	919-940	620	540-555	335-350	600	2000
PTJ 100Z×90S	1000	900	972-987	872-887	967-982	867-882	990-1011	620	540-555	435-450	600	2000

The table of dimensions for installation without a shower tray is available at radaway.eu

ADDITIONAL OPTIONS

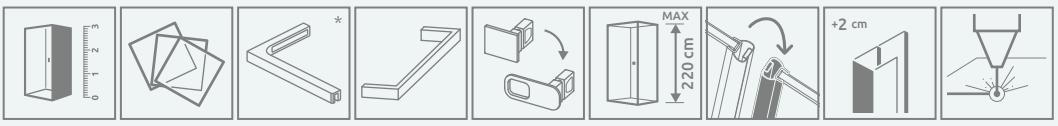

MADE TO MEASURE p. 7 | GLASS VARIANTS p. 11 | STABILIZER L p. 13 | TOWEL HANGER p. 14 | HANDLE EXCHANGE OPTION p. 16 | MAXIMUM HEIGHT p. 16 | GASKETS COLOUR EXCHANGE p. 17 | EXTENSION PROFILES p. 21 | PRINT/ENGRAVING ON GLASS p. 24/28

Extension profiles	Art. No.
Profil +2 cm**	P01-2762000**XX**

In the article number, the symbol **XX** should be replaced with the symbol of the selected colour. ** possibility of connecting extension profiles

RECOMMENDED SHOWER TRAYS

Kyntos PT | Doros Plus PT | Doros PT | Doros PT Compact | Doros PT E | Doros PT E Compact

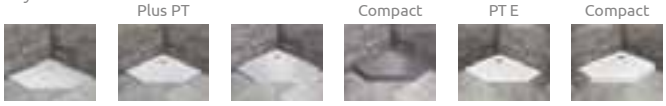

Dimensions are given in mm.

Essenza KDJ+S

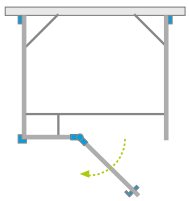





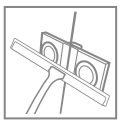

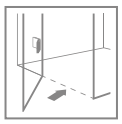

Profile finish:

Glossy:



01 Chrome **09** Gold

Matte:



54 Black

Brushed:



91 Nickel **99** Gold **92** GunMetal **93** Copper



Other colour versions of products from the series can be found on p. 212

Essenza KDJ+S + Giaros D

Shower enclosure set consists of 3 parts: shower door and 2 sidewalls S1. Please specify all the article numbers when making an order. In the article number, the symbol **XX** should be replaced with the symbol of the selected colour.

DOOR

Model	TRANSPARENT GLASS Art. No.
KDJ+S door 80 L	1385021-**XX**-01L
KDJ+S door 80 R	1385021-**XX**-01R
KDJ+S door 90 L	1385020-**XX**-01L
KDJ+S door 90 R	1385020-**XX**-01R
KDJ+S door 100 L	1385022-**XX**-01L
KDJ+S door 100 R	1385022-**XX**-01R
KDJ+S door 110 L	1385023-**XX**-01L
KDJ+S door 110 R	1385023-**XX**-01R
KDJ+S door 120 L	1385024-**XX**-01L
KDJ+S door 120 R	1385024-**XX**-01R

SIDEWALL S1 (universal for all profile colours)

(the package includes 1 sidewall, remember to order 2 sidewalls when making an order)

Model	TRANSPARENT GLASS Art. No.
S1 70	1384048-01-01
S1 75	1384049-01-01
S1 80	1384051-01-01
S1 90	1384050-01-01
S1 100	1384052-01-01

Dimensions are given in mm.

TECHNICAL DRAWINGS

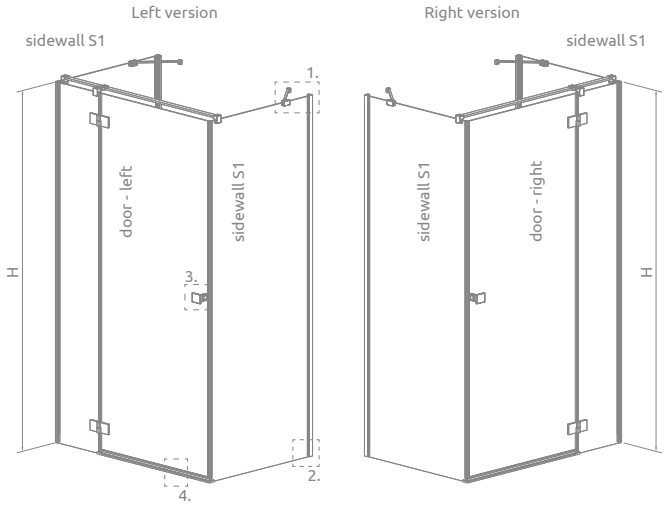

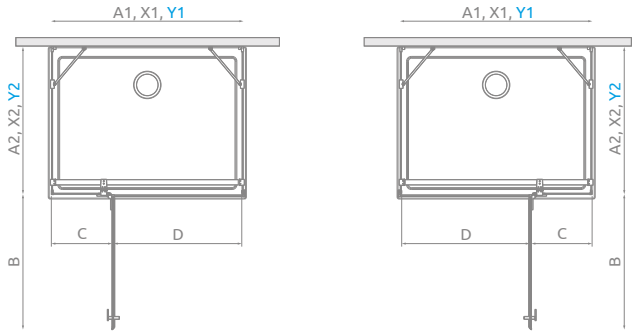

Left version Right version

Door	A1	X1	Y1	B	C	D	H
KDJ+S 80	800	770	760	540	250	505	2000
KDJ+S 90	900	870	860	640	250	605	2000
KDJ+S 100	1000	970	960	640	350	605	2000
KDJ+S 110	1100	1070	1060	740	350	705	2000
KDJ+S 120	1200	1170	1160	840	350	805	2000

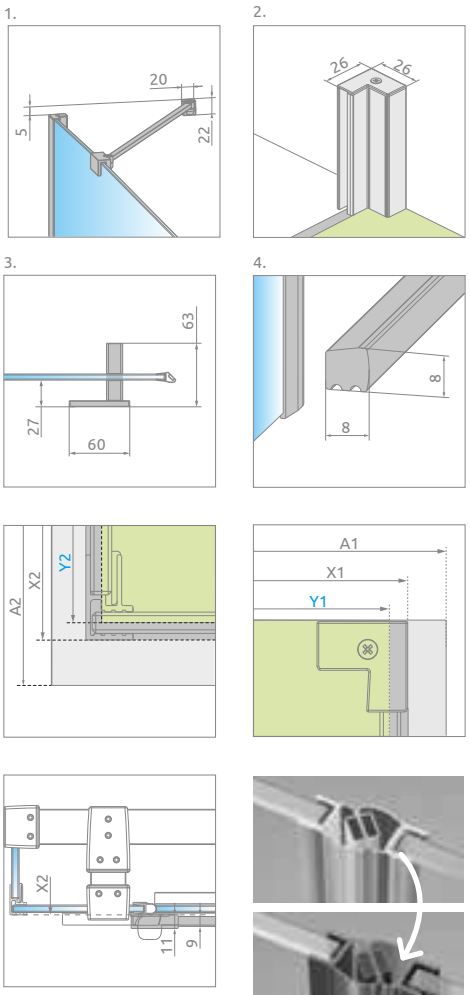

Sidewall S1	A2	X2	Y2
S1 70	700	672-687	667-682
S1 75	750	722-737	717-732
S1 80	800	772-787	767-782
S1 90	900	872-887	867-882
S1 100	1000	972-987	967-982

There is a possibility of a paid replacement of transparent gaskets for black gaskets:

– option no.1 – only magnetic gaskets,

– option no. 2 – all gaskets (magnetic, vertical and horizontal).

The selected option must be clearly stated in the order.

ADDITIONAL OPTIONS

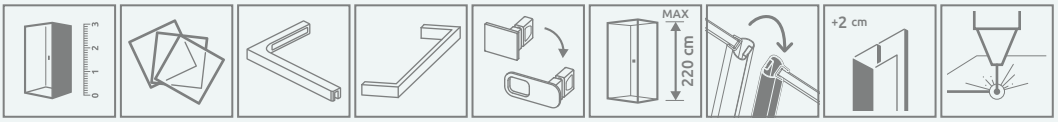

MADE TO MEASURE p. 7 | GLASS VARIANTS p. 11 | STABILIZER L p. 13 | TOWEL HANGER p. 14 | HANDLE EXCHANGE OPTION p. 16 | MAXIMUM HEIGHT p. 16 | GASKETS COLOUR EXCHANGE p. 17 | EXTENSION PROFILES p. 21 | PRINT/ENGRAVING ON GLASS p. 24/28

Extension profiles	Art. No.
 Profil +2 cm*	P01-2762000**XX**

In the article number, the symbol **XX** should be replaced with the symbol of the selected colour. * possibility of connecting extension profiles

RECOMMENDED SHOWER TRAYS



Dimensions are given in mm.

Essenza 8 DWJ

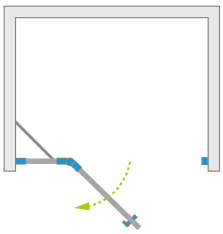









Profile finish:

Glossy:



01 Chrome



09 Gold

Matte:



54 Black

Brushed:



91 Nickel



99 Gold



92 GunMetal



93 Copper

Other colour versions of products from the series can be found on p. 212



Essenza 8 Brushed Gold DWJ + Kyntos F Black

Shower enclosure set consists of 2 parts: shower door and front wall. Please specify both article numbers when making an order.
In the article number, the symbol **XX** should be replaced with the symbol of the selected colour.

Model	Element	TRANSPARENT GLASS Art. No.
DWJ 80 L	Door 512 L	10480512-01-01L
	DWJ front wall 237 L	10460237-**XX**-01L
DWJ 80 R	Door 512 R	10480512-01-01R
	DWJ front wall 237 R	10460237-**XX**-01R
DWJ 90 L	Door 612 L	10480612-01-01L
	DWJ front wall 237 L	10460237-**XX**-01L
DWJ 90 R	Door 612 R	10480612-01-01R
	DWJ front wall 237 R	10460237-**XX**-01R
DWJ 100 L	Door 612 L	10480612-01-01L
	DWJ front wall 337 L	10460337-**XX**-01L
DWJ 100 R	Door 612 R	10480612-01-01R
	DWJ front wall 337 R	10460337-**XX**-01R
DWJ 110 L	Door 712 L	10480712-01-01L
	DWJ front wall 337 L	10460337-**XX**-01L
DWJ 110 R	Door 712 R	10480712-01-01R
	DWJ front wall 337 R	10460337-**XX**-01R
DWJ 120 L	Door 812 L	10480812-01-01L
	DWJ front wall 337 L	10460337-**XX**-01L
DWJ 120 R	Door 812 R	10480812-01-01R
	DWJ front wall 337 R	10460337-**XX**-01R
DWJ 130 L	Door 812 L	10480812-01-01L
	DWJ front wall 437 L	10460437-**XX**-01L
DWJ 130 R	Door 812 R	10480812-01-01R
	DWJ front wall 437 R	10460437-**XX**-01R

Dimensions are given in mm.

TECHNICAL DRAWINGS

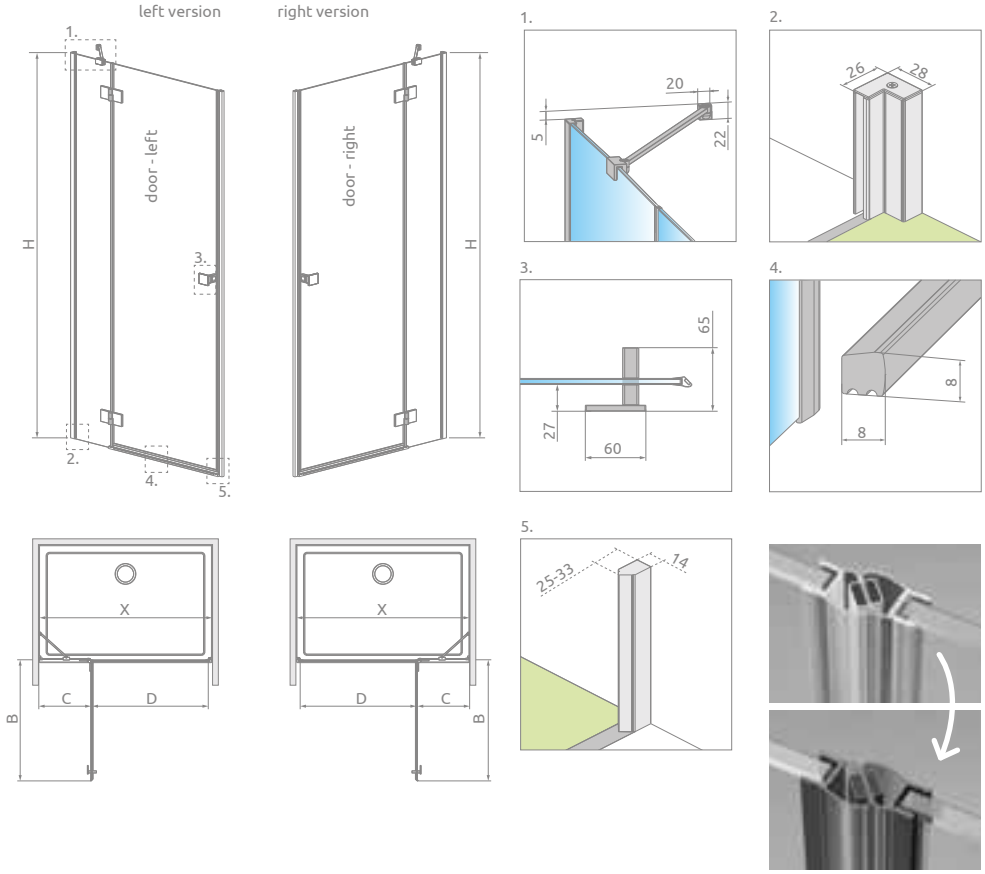

There is possibility of paid replacement of transparent magnetic gaskets for gaskets in black. You should clearly state it in the order.

Model	X	B	C	D	H
DWJ 80	789-812	537	256-271	500	2000
DWJ 90	889-912	637	256-271	600	2000
DWJ 100*	989-1012	637	356-371	600	2000
DWJ 110*	1089-1112	737	356-371	700	2000
DWJ 120*	1189-1212	837	356-371	800	2000
DWJ 130	1289-1312	837	456-471	800	2000

ADDITIONAL OPTIONS

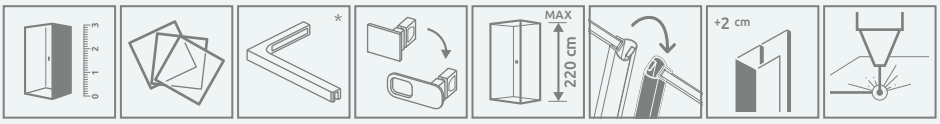

MADE TO MEASURE p. 7 | GLASS VARIANTS p. 11 | STABILIZER L p. 13 | HANDLE EXCHANGE OPTION p. 16 | MAXIMUM HEIGHT p. 16 | GASKETS COLOUR EXCHANGE p. 17 | EXTENSION PROFILES p. 21 | PRINT/ENGRAVING ON GLASS p. 24/28

Extension profiles	Art. No.
 Profil +2 cm** – it can be mounted only on the side of the front wall	P01-2802000**XX**

In the article number, the symbol **XX** should be replaced with the symbol of the selected colour. ** possibility of connecting extension profiles

RECOMMENDED SHOWER TRAYS



Essenza

Dimensions are given in mm.

Essenza DWJ

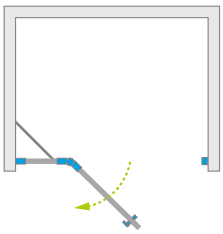





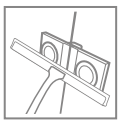

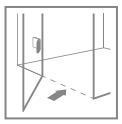

Other colour versions of products from the series can be found on p. 212


Essenza DWJ + Kyntos F Black

Profile finish:

Glossy:


01 Chrome


09 Gold

Matte:


54 Black

Brushed:


91 Nickel


99 Gold


92 GunMetal


93 Copper

In the article number, the symbol **XX** should be replaced with the symbol of the selected colour.

Model	TRANSPARENT GLASS Art. No.
DWJ 80 L	1385012-**XX**-01L
DWJ 80 R	1385012-**XX**-01R
DWJ 90 L	1385013-**XX**-01L
DWJ 90 R	1385013-**XX**-01R
DWJ 100 L	1385014-**XX**-01L
DWJ 100 R	1385014-**XX**-01R
DWJ 110 L	1385015-**XX**-01L
DWJ 110 R	1385015-**XX**-01R
DWJ 120 L	1385016-**XX**-01L
DWJ 120 R	1385016-**XX**-01R
DWJ 130 L	1385017-**XX**-01L
DWJ 130 R	1385017-**XX**-01R

Dimensions are given in mm.

TECHNICAL DRAWINGS

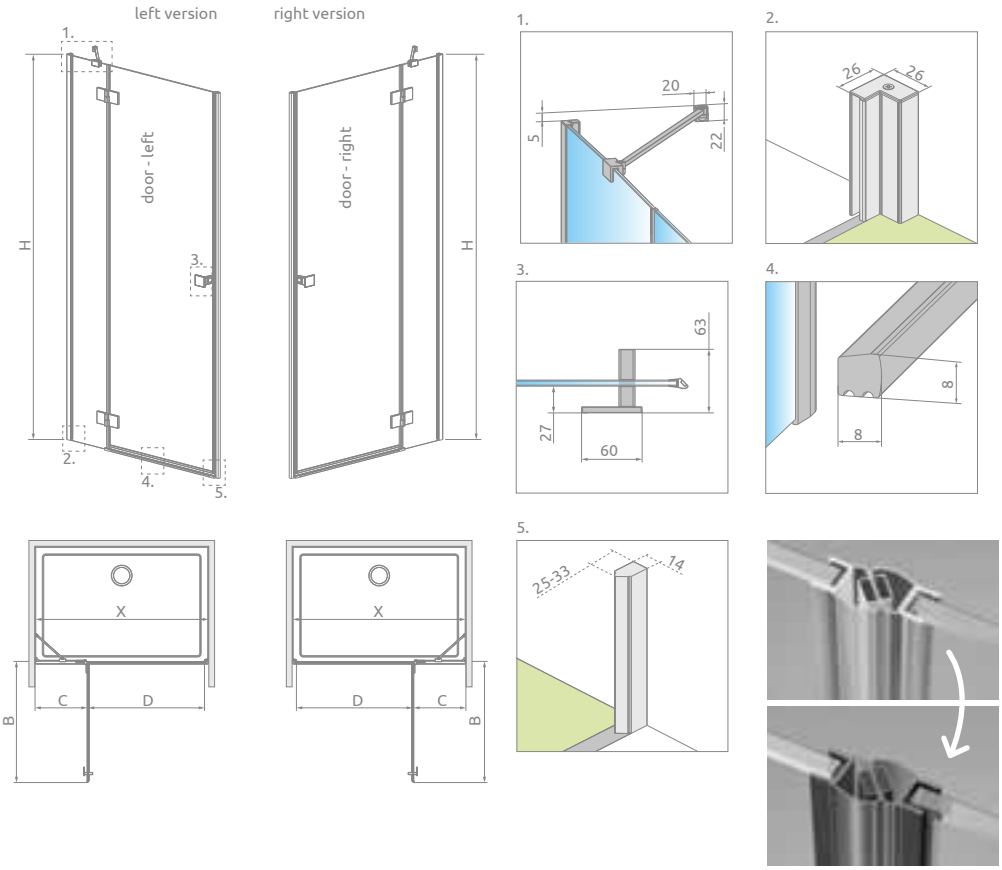

Model	X	B	C	D	H
DWJ 80	787-810	540	253-268	505	2000
DWJ 90	887-910	640	253-268	605	2000
DWJ 100*	987-1010	640	353-368	605	2000
DWJ 110*	1087-1110	740	353-368	705	2000
DWJ 120*	1187-1210	840	353-368	805	2000
DWJ 130	1287-1310	840	453-468	805	2000

There is possibility of paid replacement of transparent magnetic gaskets for gaskets in black. You should clearly state it in the order.

ADDITIONAL OPTIONS

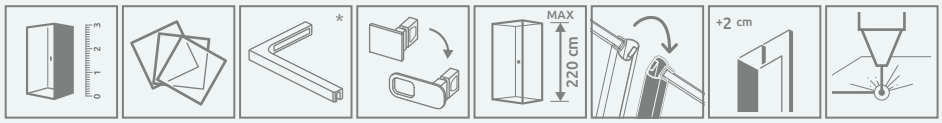

MADE TO MEASURE p. 7 | GLASS VARIANTS p. 11 | STABILIZER L p. 13 | HANDLE EXCHANGE OPTION p. 16 | MAXIMUM HEIGHT p. 16 | GASKETS COLOUR EXCHANGE p. 17 | EXTENSION PROFILES p. 21 | PRINT/ENGRAVING ON GLASS p. 24/28

Extension profiles	Art. No.
 Profil +2 cm** – it can be mounted only on the side of the front wall	P01-2762000**XX**

In the article number, the symbol **XX** should be replaced with the symbol of the selected colour. ** possibility of connecting extension profiles

RECOMMENDED SHOWER TRAYS



Dimensions are given in mm.

Essenza DWJS

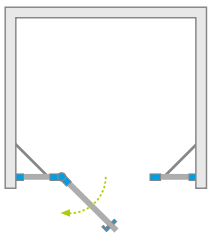





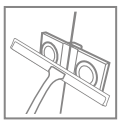

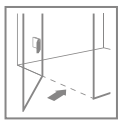

Other colour versions of products from the series can be found on p. 212


Essenza DWJS

Profile finish:



01 Chrome **54** Black

Shower door set consists of 2 parts: door and front walls. Please specify both article numbers when making an order.
In the article number, the symbol **XX** should be replaced with the symbol of the selected colour.

DOOR

Model	Width of niche (X)	TRANSPARENT GLASS Art. No.
DWJS 110 L	1085-1115	1385030-**XX**-01L
DWJS 110 R	1085-1115	1385030-**XX**-01R
DWJS 120 L	1185-1215	1385031-**XX**-01L
DWJS 120 R	1185-1215	1385031-**XX**-01R
DWJS 130 L	1285-1315	1385032-**XX**-01L
DWJS 130 R	1285-1315	1385032-**XX**-01R
DWJS 140 L	1385-1415	1385033-**XX**-01L
DWJS 140 R	1385-1415	1385033-**XX**-01R

FRONT WALLS S (set of 2 walls)

Model	TRANSPARENT GLASS Art. No.
S	1384090-01-01

Dimensions are given in mm.

TECHNICAL DRAWINGS

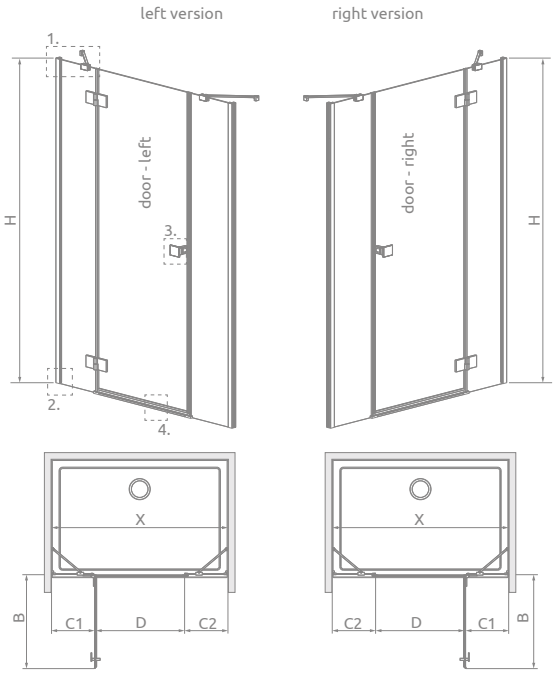

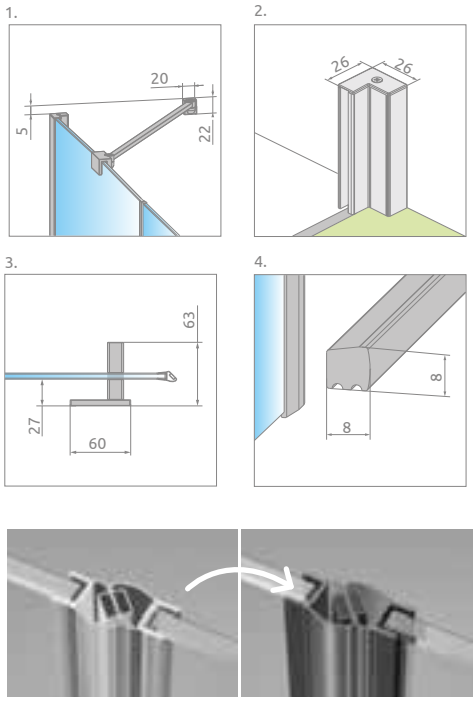

There is a possibility of a paid replacement of transparent gaskets for black gaskets:

– option no.1 – only magnetic gaskets,

– option no. 2 – all gaskets (magnetic, vertical and horizontal).

The selected option must be clearly stated in the order.

Model	X	B	C1	C2	D	H
DWJS 110	1085-1115	540	287-302	287-302	505	2000
DWJS 120	1185-1215	640	287-302	287-302	605	2000
DWJS 130	1285-1315	740	287-302	287-302	705	2000
DWJS 140	1385-1415	840	287-302	287-302	805	2000

ADDITIONAL OPTIONS

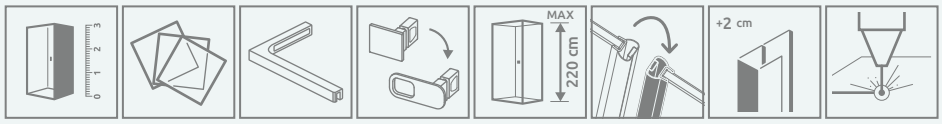

MADE TO MEASURE p. 7 | GLASS VARIANTS p. 11 | STABILIZER L p. 13 | HANDLE EXCHANGE OPTION p. 16 | MAXIMUM HEIGHT p. 16 | GASKETS COLOUR EXCHANGE p. 17 | EXTENSION PROFILES p. 21 | PRINT/ENGRAVING ON GLASS p. 24/28

Extension profiles	Art. No.
Profil +2 cm*	P01-2762000**XX**

In the article number, the symbol **XX** should be replaced with the symbol of the selected colour. * possibility of connecting extension profiles

RECOMMENDED SHOWER TRAYS



Dimensions are given in mm.

Essenza DWB

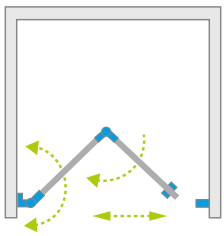





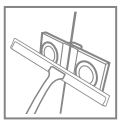

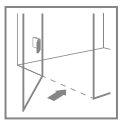



There is a possibility to order an additional handle for bi-fold doors. Details on p. 14.

Essenza DWB + Doros C

Profile finish:



01 Chrome

Model	Width of niche (X)	TRANSPARENT GLASS Art. No.
DWB 80 L	787-805	385075-01-01L
DWB 80 R	787-805	385075-01-01R
DWB 90 L	887-905	385076-01-01L
DWB 90 R	887-905	385076-01-01R
DWB 100 L	987-1005	385077-01-01L
DWB 100 R	987-1005	385077-01-01R

PRACTICAL HANDLES

details on p. 16



TPE elements in black



TPE elements in graphite

ADDITIONAL HANDLE

details on p. 14



Dimensions are given in mm.

TECHNICAL DRAWINGS

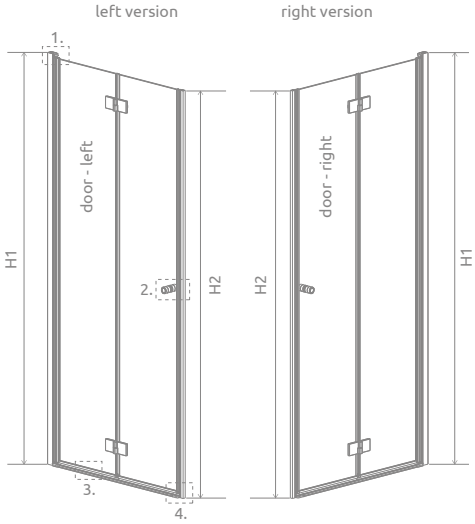

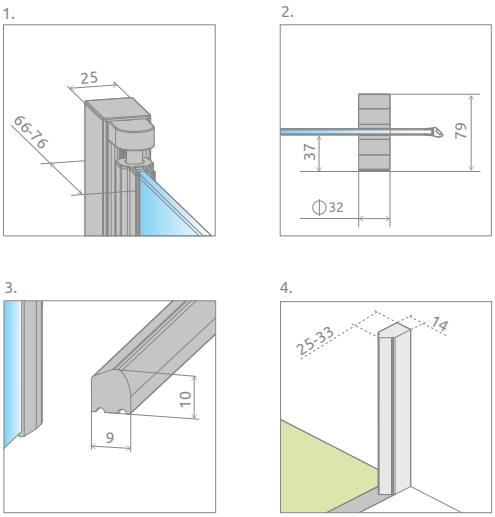

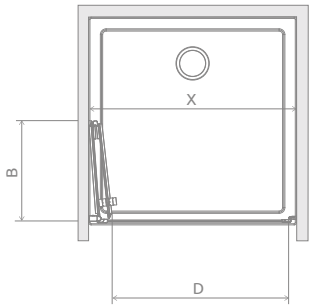

Model	X	B	D	H1	H2
DWB 80	787-805	390	680	2020	2000
DWB 90	887-905	440	780	2020	2000
DWB 100	987-1005	490	880	2020	2000

ADDITIONAL OPTIONS

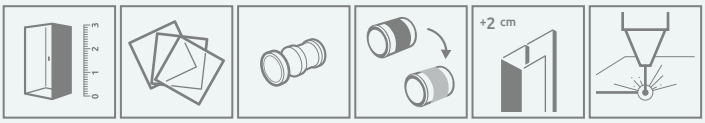

MADE TO MEASURE p. 7 | GLASS VARIANTS p. 11 | ADDITIONAL HANDLE p. 14 | CHANGING THE COLOR OF THE HANDLES p. 16 | EXTENSION PROFILES p. 21 | PRINT/ENGRAVING ON GLASS p. 24/28

Extension profiles	Art. No.
 Profil U + 2 cm – it can be mounted only on the side of a profile hinge	P01-137202001

RECOMMENDED SHOWER TRAYS

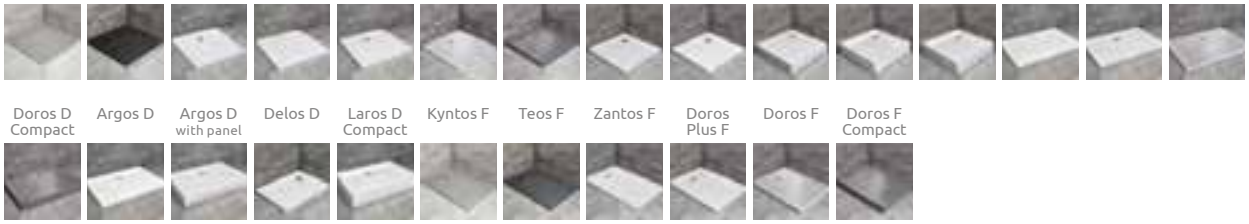

Dimensions are given in mm.

Essenza Black PDD

p. 186



Essenza 8 Brushed Copper KDJ

Essenza Brushed Copper KDJ

p. 188-190



Essenza 8 Brushed Nickel DWJ

Essenza Brushed Nickel DWJ

p. 204-206





Essenza 8 Brushed Gold PTJ

Essenza Brushed Gold PTJ

p. 198-200



Essenza Gold KDJ+S

p. 202



Essenza 8 Brushed GunMetal DWJ

Essenza Brushed GunMetal DWJ

p. 204-206

FUENTA



Tempered safety glass, thickness: 6 mm, compliant with PN:EN 12150:1



Wall hinges with up and down mechanism to prevent damage of the horizontal gasket



Flush-fitting hinges make the glass surface from the inside smooth - the cleaning of your shower enclosure is very simple



An adjustment mechanism which allows to compensate for wall irregularities



Glass protected with EasyClean® coating



Elegant chrome details



Tempered safety glass 6 mm



Top masking cap for wall-adjacent profiles

STANDARD GLASS FINISH



01 Transparent

PROFILE FINISH



01 Chrome

POSSIBILITY OF MOUNTING WITHOUT A THRESHOLD STRIP

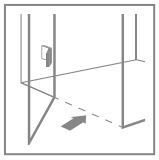

More details in the assembly instructions.

ADDITIONAL OPTIONS



GLASS VARIANTS

Product is available in several glass variants. Details on p. 11.

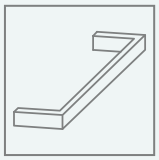

TOWEL HANGER

Possibility to order a rail hanger, ideal for hanging a towel. Details on p. 14.

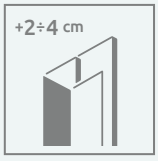

EXTENSION PROFILES

If you can not find suitable shower enclosure or shower door for your bathroom, then you can use extension profiles. Information about the profiles can be found on the page of particular model of the cabin.

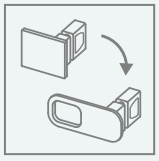

POSSIBILITY OF PAID CONVERSION OF THE HANDLES

Please note it clearly in the order and specify the article number of appropriate handle. Details on p. 15.



MADE TO MEASURE

Products marked with this pictogram are available in our "made to measure" programme eg. with non-standard dimensions, with slants, cutouts for the seat or bath. Details on p. 7 or on our website www.radaway.eu



Art. No. 004-400002601



Art. No. 004-400002654

Does not apply to the KDJ-B, KDD-B and DWB model.



Fuenta

PDD
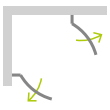
222

KDJ
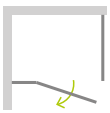
216

KDJ B
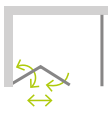
222

KDD
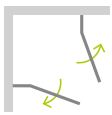
222

KDD B
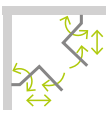
218

KDJ+S
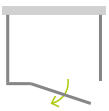
223

DWJ
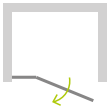
220

DWJS
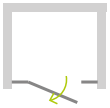
223

DWB

223

PND I

392

Fuenta KDJ

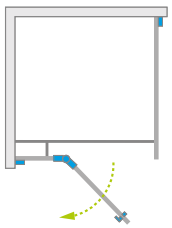







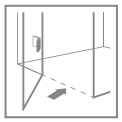

Profile finish:



01 Chrome



Fuenta KDJ + Giaros D

Shower enclosure set consists of 2 parts: shower door and sidewall. Please specify all the article numbers when making an order.

DOOR

Model	Tray width **(A1)**	Dimension to the glass panel axis **(Y1)**	TRANSPARENT GLASS Art. No.
KDJ door 80 L	800	767-782	1384043-01-01L
KDJ door 80 R	800	767-782	1384043-01-01R
KDJ door 90 L	900	867-882	1384044-01-01L
KDJ door 90 R	900	867-882	1384044-01-01R
KDJ door 100 L	1000	967-982	1384040-01-01L
KDJ door 100 R	1000	967-982	1384040-01-01R
KDJ door 110 L	1100	1067-1082	1384041-01-01L
KDJ door 110 R	1100	1067-1082	1384041-01-01R
KDJ door 120 L	1200	1167-1182	1384042-01-01L
KDJ door 120 R	1200	1167-1182	1384042-01-01R

SIDEWALL S1

Model	Tray width **(A2)**	Dimension to the glass panel axis **(Y2)**	TRANSPARENT GLASS Art. No.
S1 70	700	667-682	1384048-01-01
S1 75	750	717-732	1384049-01-01
S1 80	800	767-782	1384051-01-01
S1 90	900	867-882	1384050-01-01
S1 100	1000	967-982	1384052-01-01
S1 110	1100	1067-1082	1384053-01-01
S1 120	1200	1167-1182	1384054-01-01

Dimensions are given in mm.

TECHNICAL DRAWINGS

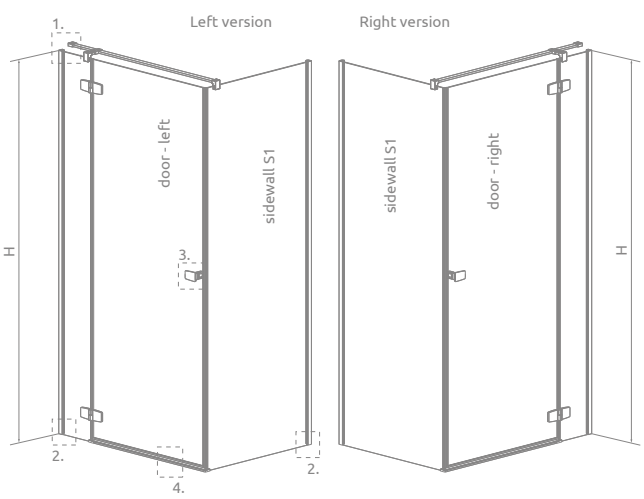

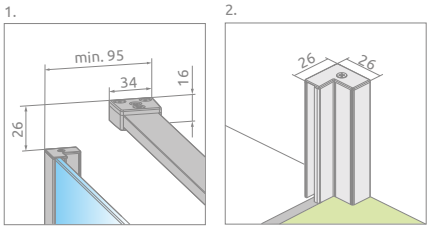

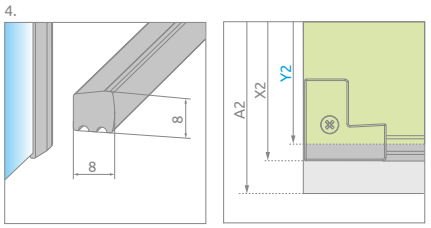

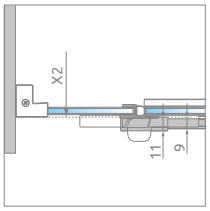

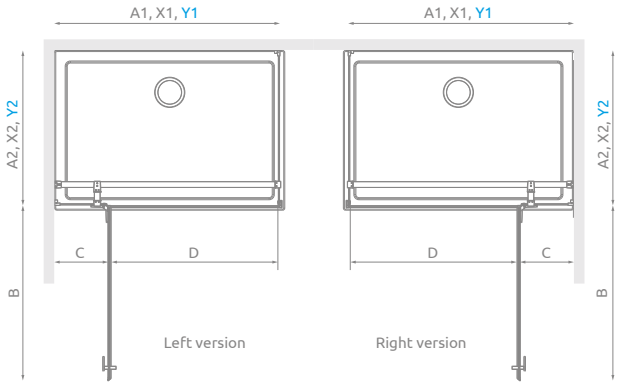

Door	A1	X1	Y1	B	C	D	H
KDJ 80	800	772-787	767-782	540	253-268	505	2000
KDJ 90	900	872-887	867-882	640	253-268	605	2000
KDJ 100	1000	972-987	967-982	640	353-368	605	2000
KDJ 110	1100	1072-1087	1067-1082	740	353-368	705	2000
KDJ 120	1200	1172-1187	1167-1182	840	353-368	805	2000

Sidewall S1	A2	X2	Y2
S1 70	700	672-687	667-682
S1 75	750	722-737	717-732
S1 80	800	772-787	767-782
S1 90	900	872-887	867-882
S1 100	1000	972-987	967-982
S1 110	1100	1072-1087	1067-1082
S1 120	1200	1172-1187	1167-1182

ADDITIONAL OPTIONS

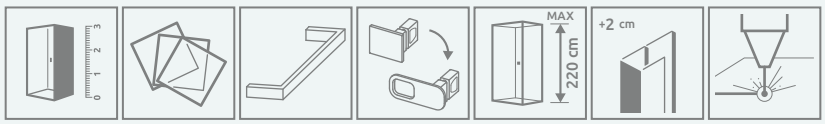

MADE TO MEASURE p. 7 | GLASS VARIANTS p. 11 | TOWEL HANGER p. 14 | HANDLE EXCHANGE OPTION p. 16 | MAXIMUM HEIGHT p. 16 | EXTENSION PROFILES p. 21 | PRINT/ENGRAVING ON GLASS p. 24/28

Extension profiles	Art. No.
Profil +2 cm*	P01-276200001

* possibility of connecting extension profiles

RECOMMENDED SHOWER TRAYS





Fuenta

Dimensions are given in mm.

Fuenta KDD B

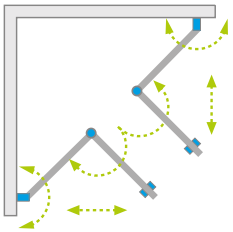







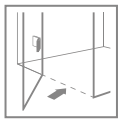





There is a possibility to order an additional handle for bi-fold doors. Details on p.14.

Fuenta KDD B
The shower enclosure without a threshold strip.

Profile finish:



01 Chrome

Shower enclosure set consists of 2 parts: left and right. Please specify both article numbers when making an order.

LEFT PART

Model	Tray width **(A1)**	Dimension to the glass panel axis **(Y1)**	TRANSPARENT GLASS Art. No.
KDD B 80 L	800	772-782	384070-01-01L
KDD B 90 L	900	872-882	384071-01-01L
KDD B 100 L	1000	972-982	384072-01-01L

RIGHT PART

Model	Tray width **(A2)**	Dimension to the glass panel axis **(Y2)**	TRANSPARENT GLASS Art. No.
KDD B 80 R	800	772-782	384070-01-01R
KDD B 90 R	900	872-882	384071-01-01R
KDD B 100 R	1000	972-982	384072-01-01R

Dimensions are given in mm.

TECHNICAL DRAWINGS

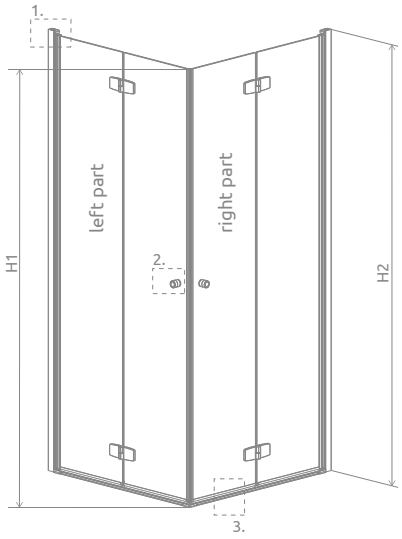

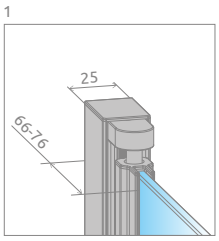

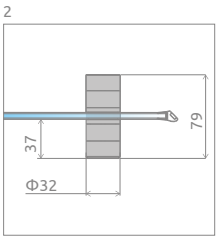

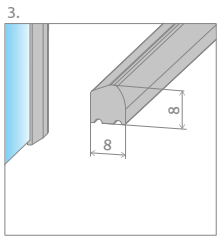

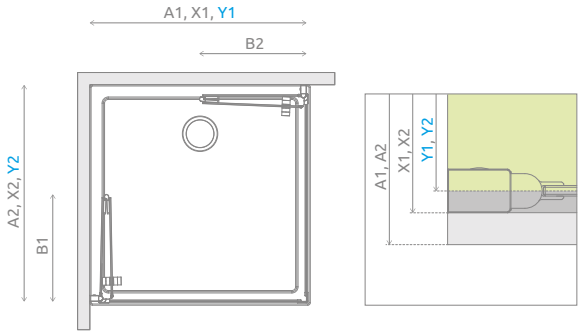

PRACTICAL HANDLES

details on p. 16



TPE elements in black



TPE elements in graphite

ADDITIONAL HANDLE

details on p. 14



Model	A1	A2	X1	X2	Y1	Y2	B1	B2	H1	H2
KDD B 80L×80R	800	800	785-795	785-795	772-782	772-782	389	389	2000	2020
KDD B 80L×90R	800	900	785-795	885-895	772-782	872-882	389	439	2000	2020
KDD B 80L×100R	800	1000	785-795	985-995	772-782	972-982	389	489	2000	2020
KDD B 90L×80R	900	800	885-895	785-795	872-882	772-782	439	389	2000	2020
KDD B 90L×90R	900	900	885-895	885-895	872-882	872-882	439	439	2000	2020
KDD B 90L×100R	900	1000	885-895	985-995	872-882	972-982	439	489	2000	2020
KDD B 100L×80R	1000	800	985-995	785-795	972-982	772-782	489	389	2000	2020
KDD B 100L×90R	1000	900	985-995	885-895	972-982	872-882	489	439	2000	2020
KDD B 100L×100R	1000	1000	985-995	985-995	972-982	972-982	489	489	2000	2020

ADDITIONAL OPTIONS

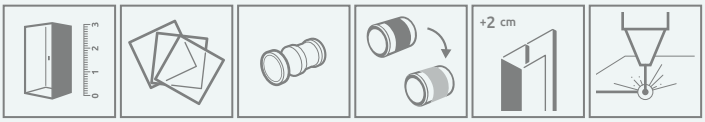

MADE TO MEASURE p. 7

GLASS VARIANTS p. 11

ADDITIONAL HANDLE p. 14

CHANGING THE COLOR OF THE HANDLES p. 16

EXTENSION PROFILES p. 21

PRINT/ENGRAVING ON GLASS p. 24/28

Extension profiles		Art. No.
	Profil U +2 cm	P01-137202001

RECOMMENDED SHOWER TRAYS





Fuenta

Dimensions are given in mm.

Fuenta DWJ

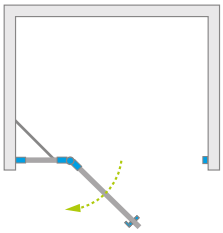







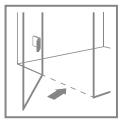



Fuenta DWJ + Doros D

Profile finish:



01 Chrome

Model	Width of niche (X)	TRANSPARENT GLASS Art. No.
DWJ 80 L	787-810	1384012-01-01L
DWJ 80 R	787-810	1384012-01-01R
DWJ 90 L	887-910	1384013-01-01L
DWJ 90 R	887-910	1384013-01-01R
DWJ 100 L	987-1010	1384014-01-01L
DWJ 100 R	987-1010	1384014-01-01R
DWJ 110 L	1087-1110	1384015-01-01L
DWJ 110 R	1087-1110	1384015-01-01R
DWJ 120 L	1187-1210	1384016-01-01L
DWJ 120 R	1187-1210	1384016-01-01R
DWJ 130 L	1287-1310	1384017-01-01L
DWJ 130 R	1287-1310	1384017-01-01R

Dimensions are given in mm.

TECHNICAL DRAWINGS

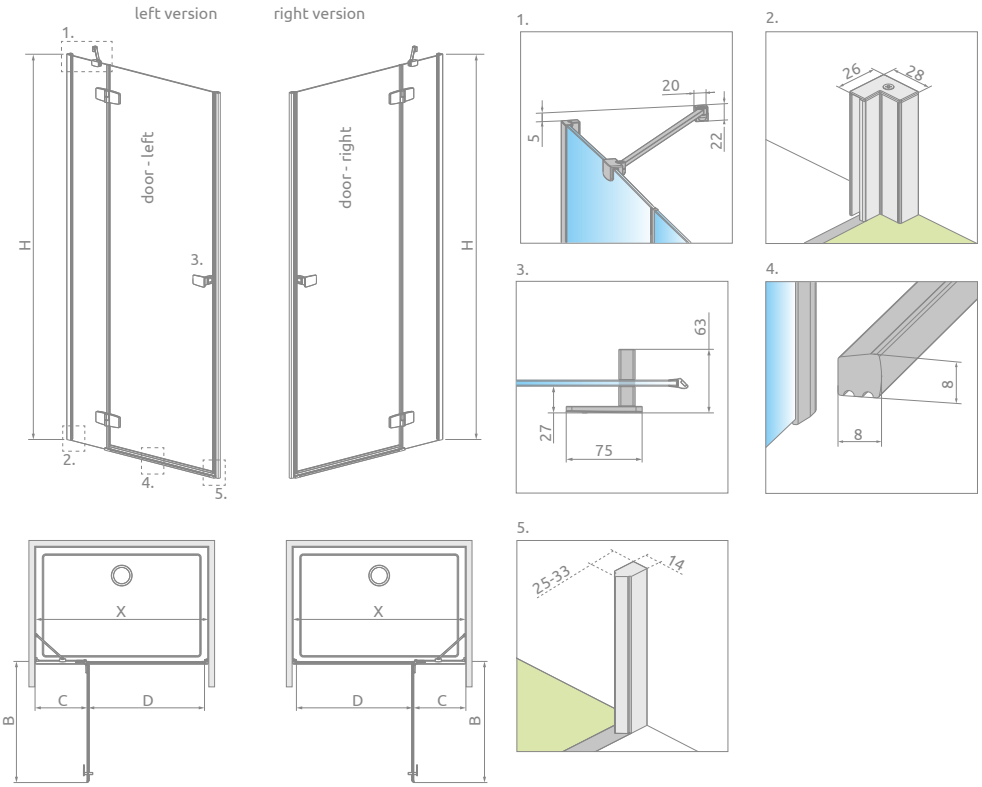

Model	X	B	C	D	H
DWJ 80	787-810	540	253-268	505	2000
DWJ 90	887-910	640	253-268	605	2000
DWJ 100*	987-1010	640	353-368	605	2000
DWJ 110*	1087-1110	740	353-368	705	2000
DWJ 120*	1187-1210	840	353-368	805	2000
DWJ 130	1287-1310	840	453-468	805	2000

ADDITIONAL OPTIONS

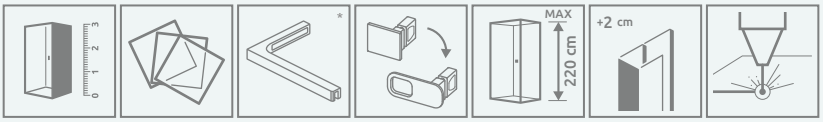

MADE TO MEASURE p. 7 | GLASS VARIANTS p. 11 | STABILIZER L p. 13 | HANDLE EXCHANGE OPTION p. 16 | MAXIMUM HEIGHT p. 16 | EXTENSION PROFILES p. 21 | PRINT/ENGRAVING ON GLASS p. 24/28

Extension profiles		Art. No.
	Profil +2 cm** – it can be mounted only on the side of the front wall.	P01-276200001

** possibility of connecting extension profiles

RECOMMENDED SHOWER TRAYS

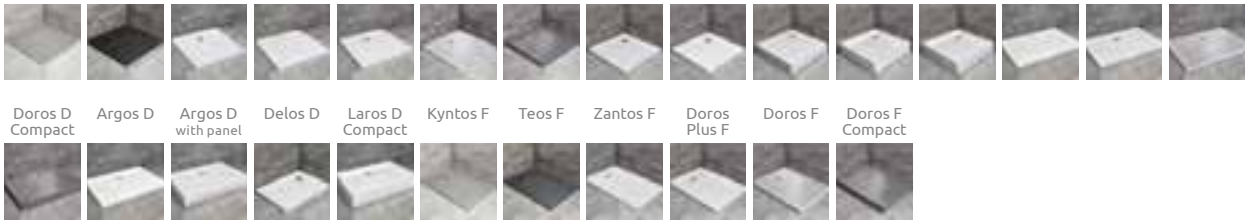

Dimensions are given in mm.

Fuenta PDD

Catalogue card
of this model
is available at
www.radaway.eu



Fuenta KDJ B

Catalogue card
of this model
is available at
www.radaway.eu



Fuenta KDD

Catalogue card
of this model
is available at
www.radaway.eu





Fuenta KDJ+S

Catalogue card
of this model
is available at
www.radaway.eu



Fuenta DWJS

Catalogue card
of this model
is available at
www.radaway.eu



Fuenta DWB

Catalogue card
of this model
is available at
www.radaway.eu

CARENA



Tempered safety glass, thickness: 6 mm, compliant with PN:EN 12150:1



An adjustment mechanism which allows to compensate for wall irregularities



Gaskets ensuring leak proof performance



Wall hinges with up and down mechanism



Glass protected with EasyClean® coating



Elegant chrome details



Railing handle

STANDARD GLASS FINISH



01 Transparent

PROFILE FINISH



01 Chrome

POSSIBILITY OF MOUNTING WITHOUT A THRESHOLD STRIP



More details in the assembly instructions.

ADDITIONAL OPTIONS



GLASS VARIANTS

Product is available in several glass variants. Details on p. 11.

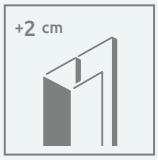

EXTENSION PROFILES

If you can not find suitable shower enclosure or shower door for your bathroom, then you can use extension profiles. Information about the profiles can be found on the page of particular model of the cabin.



MADE TO MEASURE

Products marked with this pictogram are available in our "made to measure" programme eg. with non-standard dimensions, with slants, cutouts for the seat or bath. Details on p. 7 or on our website www.radaway.eu

Made to measure
radaway

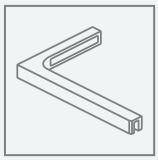

STABILIZER L (SL)

Possibility of replacing the stabilization method with stabilizer L (SL) for a fee. The stabilizer should be ordered together with the shower enclosure – please contact the Customer Service Department. Details on p. 13.



Carena



227 226 227 384 394

Carena DWJ

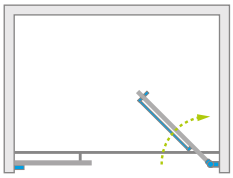









Profile finish:



01 Chrome

Model	Width of niche **(X)**	TRANSPARENT GLASS Art. No.
DWJ 90 L	893-905	134302-01-01NL
DWJ 90 R	893-905	134302-01-01NR
DWJ 100 L	993-1005	134322-01-01NL
DWJ 100 R	993-1005	134322-01-01NR
DWJ 110 L	1093-1105	134333-01-01NL
DWJ 110 R	1093-1105	134333-01-01NR
DWJ 120 L	1193-1205	134332-01-01NL
DWJ 120 R	1193-1205	134332-01-01NR

Dimensions are given in mm.

TECHNICAL DRAWINGS

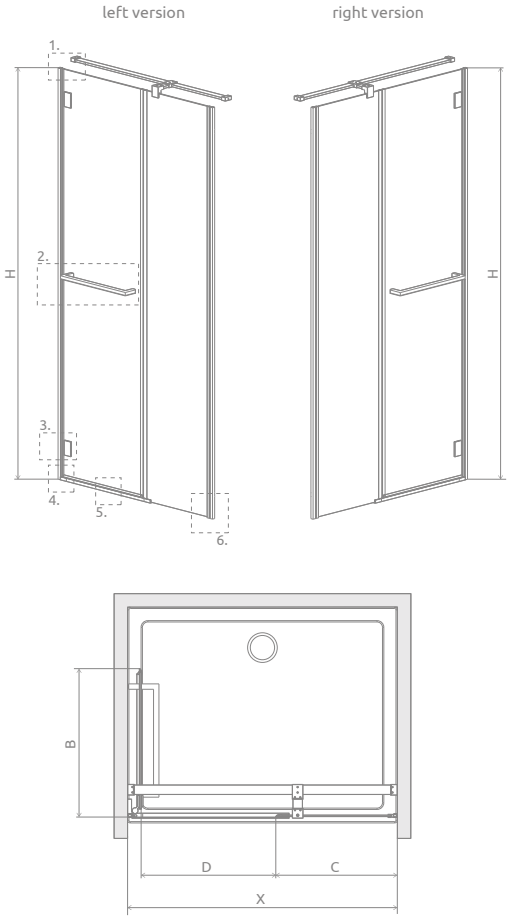

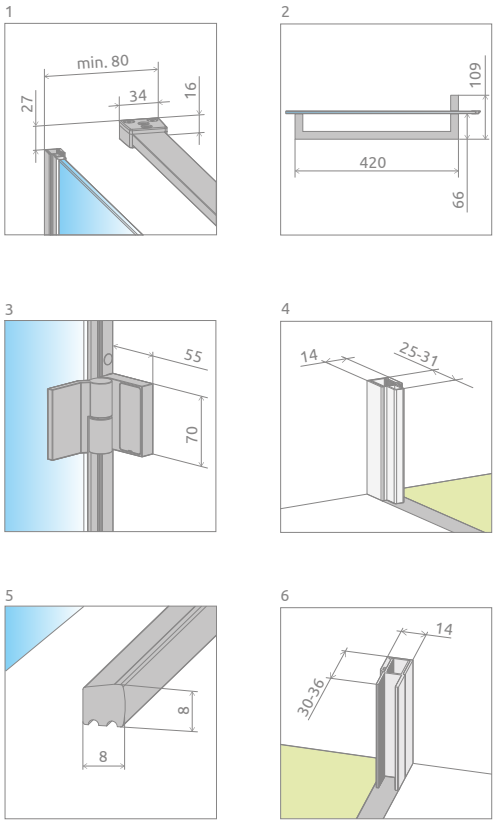

Model	X	B	C	D	H
DWJ 90[1)]	893-905	552	344-350	500	1950
DWJ 100[1)]	993-1005	552	444-450	500	1950
DWJ 110	1093-1105	552	544-550	500	1950
DWJ 120	1193-1205	552	644-650	500	1950

ADDITIONAL OPTIONS

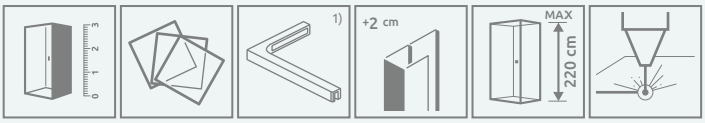

MADE TO MEASURE p. 7 | GLASS VARIANTS p. 11 | STABILIZER L p. 13 | EXTENSION PROFILES p. 21 | MAXIMUM HEIGHT p. 16 | PRINT/ENGRAVING ON GLASS p. 24/28

Extension profiles*	Art. No.
Profil U + 2 cm	P01-133195001

* The extending profiles cannot be mounted on the side of the hinges





Catalogue cards of this models are available at **www.radaway.eu**

RECOMMENDED SHOWER TRAYS



Dimensions are given in mm.

NES 8 / NES

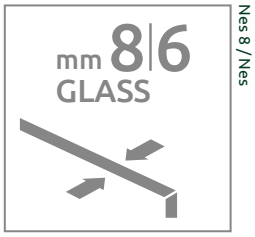

Tempered safety glass, thickness: Nes 8 – 8 mm, Nes – 6 mm, compliant with PN:EN 12150:1



Solid support bars ensure stable construction of shower enclosure



Tempered safety glass Nes 8 – 8 mm, Nes – 6 mm



Wall hinges with invisible up and down mechanism



An adjustment mechanism which allows to compensate for wall irregularities (15 mm)



Elegant chrome details



Internal bumper integrated in the handle



In gold and brushed finishes, the masking strip is black (with the exception of nickel).

Easy® Clean

Glass protected with EasyClean® coating

POSSIBILITY OF MOUNTING WITHOUT A THRESHOLD STRIP

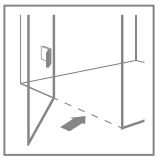

More details in the assembly instructions.

STANDARD GLASS FINISH





The pattern is made of durable ceramic paint, applied from the outside, which fuses with the glass during the toughening process.

01 Transparent

56 Frame/transparent
55 Factory/transparent

PROFILE FINISH

Glossy:



01 Chrome* **09** Gold

Matte:



54 Black*

Brushed:



91 Nickel **99** Gold



92 GunMetal **93** Copper

Nes 8 is only available in **Chrome** and **Black** colours

Anodized profiles characterized by higher resistance to corrosion and abrasion

Photos of products in colour variants can be found on p. 276

ADDITIONAL OPTIONS

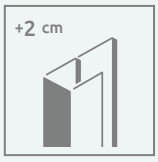

EXTENSION PROFILES

If you can not find suitable shower enclosure or shower door for your bathroom, then you can use extension profiles. Information about the profiles can be found on the page of particular model of the cabin.



MADE TO MEASURE

Products marked with this pictogram are available in our "made to measure" programme eg. with non-standard dimensions, with slants, cutouts for the seat or bath. Details on p. 7 or on our website www.radaway.eu

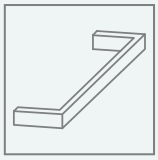

TOWEL HANGER

Possibility to order a rail hanger, ideal for hanging a towel.
Details on p. 14.



GLASS VARIANTS

Product is available in several glass variants.
Details on p. 11.

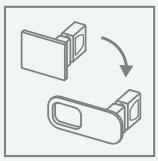

POSSIBILITY OF PAID CONVERSION OF THE HANDLES

Please note it clearly in the order and specify the article number of appropriate handle.
Details on p. 16.

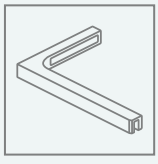

STABILIZER L (SL)

Possibility of replacing the stabilization method with stabilizer L (SL) for a fee.
The stabilizer should be ordered together with the shower enclosure – please contact the Customer Service Department.
Details on p. 13.

* Nes 8 is only available in chrome and black colour



Nes 8
Nes

Walk-in II 68
Walk-in II Frame 68
Walk-in II Factory 68
Walk-in KDD II 68
Walk-in KDD B 68
PDD I 276
PDD II 276
KDJ I 230
KDJ I Frame 232
KDJ I Factory 232
KDJ II 234
KDJ B 236
KDD I 238
KDD I Frame 276
KDD I Factory 276
KDD II 240
KDD B 242
KDD B / KDD I 244
KDD B / KDD II 246
KDS I 248
KDS II 250
PTJ 252
PTD 254
DWD+S 256
DWD+2S 258
DWJ I 260
DWJ I Frame 277
DWJ I Factory 277
DWJ II 262
DWS 264
DWS B 266
DWJS 268
DWB 270
DWD I 272
DWD II 274
PNJ I 382
PNJ I Frame 384
PNJ I Factory 384
PND I 393
PND II 402

Nes 8 KDJ I*
Nes KDJ I

Other colour versions of products from the series can be found on p. 276

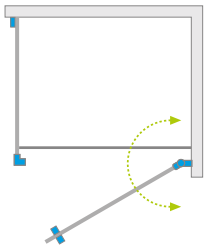

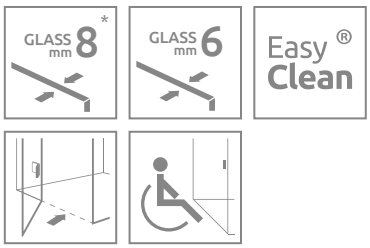



Profile finish:

Glossy:



01 Chrome*



New

09 Gold



54 Black*

Matte:

Brushed:



New

91 Nickel



99 Gold



New

92 GunMetal



New

93 Copper

Shower enclosure set consists of 2 parts: door and sidewall S1. Please specify all the article numbers when making an order.
In the article number, the symbol **XX** should be replaced with the symbol of the selected colour.

DOOR

Model	**Nes 8 KDJ I – 8 mm** TRANSPARENT GLASS Art. No.	**Nes KDJ I – 6 mm** TRANSPARENT GLASS Art. No.
KDJ I door 80 L	10072080-**XX**-01L	10022080-**XX**-01L
KDJ I door 80 R	10072080-**XX**-01R	10022080-**XX**-01R
KDJ I door 90 L	10072090-**XX**-01L	10022090-**XX**-01L
KDJ I door 90 R	10072090-**XX**-01R	10022090-**XX**-01R
KDJ I door 100 L	10072100-**XX**-01L	10022100-**XX**-01L
KDJ I door 100 R	10072100-**XX**-01R	10022100-**XX**-01R

SIDEWALL S1 (universal for all profile colours)

Model	**Nes 8 KDJ I – 8 mm** TRANSPARENT GLASS Art. No.	**Nes KDJ I – 6 mm** TRANSPARENT GLASS Art. No.
S1 70	10089070-01-01	10039070-01-01
S1 75	10089075-01-01	10039075-01-01
S1 80	10089080-01-01	10039080-01-01
S1 90	10089090-01-01	10039090-01-01
S1 100	10089100-01-01	10039100-01-01

* Nes 8 is only available in chrome and black colour
Dimensions are given in mm.

TECHNICAL DRAWINGS

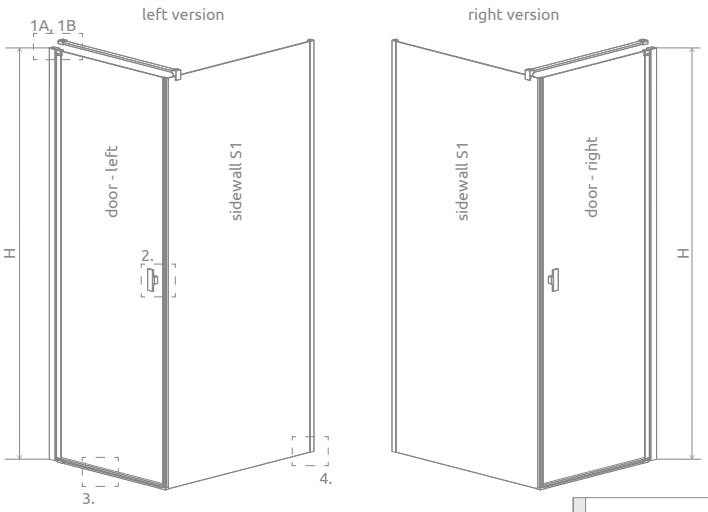

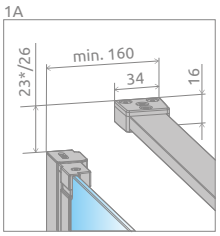

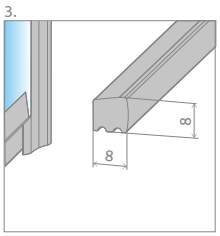

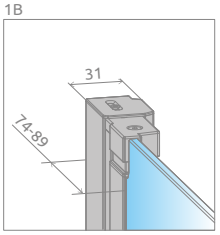

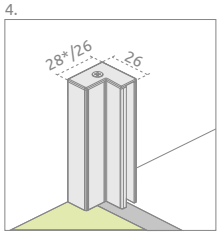

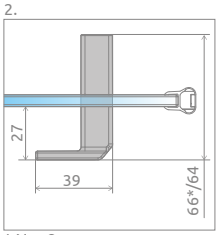

* Nes 8



There is a possibility of a paid replacement of transparent gaskets for black gaskets:
– option no.1 – only magnetic gaskets,
– option no. 2 – all gaskets (magnetic, vertical and horizontal).
The selected option must be clearly stated in the order.

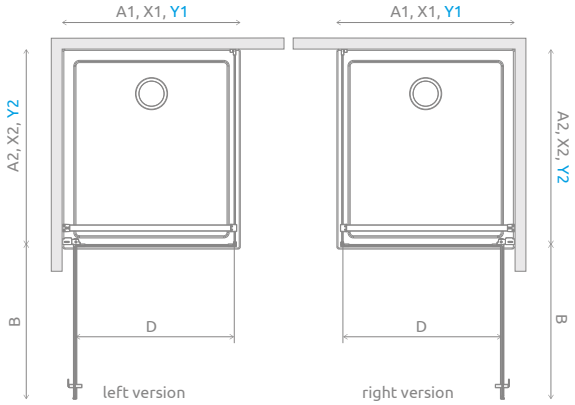

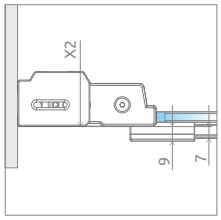

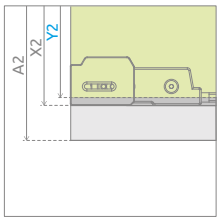

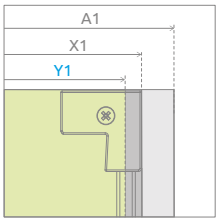

Door	A1	X1	Y1	B	D	H
KDJ I door 80	800	775-790	770-785	696	696	2000
KDJ I door 90	900	875-890	870-885	796	796	2000
KDJ I door 100	1000	975-990	970-985	896	896	2000

Sidewall S1	A2	X2	Y2
S1 70	700	675-690	670-685
S1 75	750	725-740	720-735
S1 80	800	775-790	770-785
S1 90	900	875-890	870-885
S1 100	1000	975-990	970-985

ADDITIONAL OPTIONS

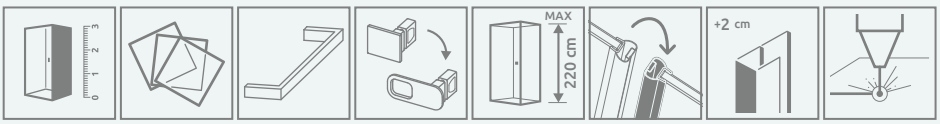

MADE TO MEASURE p. 7 | GLASS VARIANTS p. 11 | TOWEL HANGER p. 14 | HANDLE EXCHANGE OPTION p. 16 | MAXIMUM HEIGHT p. 16 | GASKETS COLOUR EXCHANGE p. 17 | EXTENSION PROFILES p. 21 | PRINT/ENGRAVING ON GLASS p. 24/28

Extension profiles	Art. No.
Profil +2 cm* – Nes 8 – door only, Nes – door and sidewall	P01-2762000**XX**
Profil +2 cm* – Nes 8 – installed only on the side of the sidewall	P01-2802000**XX**

In the article number, the symbol XX should be replaced with the symbol of the selected colour. * possibility of connecting extension profiles

RECOMMENDED SHOWER TRAYS



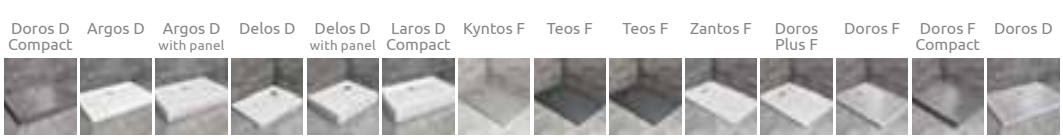

Dimensions are given in mm.

Nes 8 KDJ I (Factory/Frame)

Nes KDJ I (Factory/Frame)

Other colour versions of products from the series can be found on p. 276

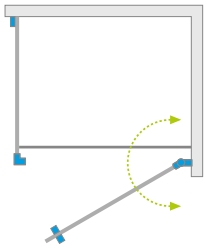

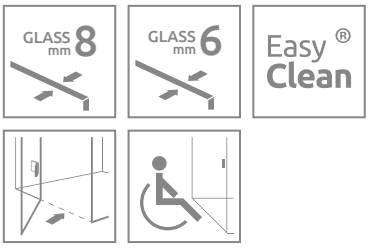



Nes Black KDJ I Factory + Kyntos C anthracite

Profile finish:



54 Black

The pattern is made of durable ceramic paint, applied from the outside, which fuses with the glass during the toughening process.

Shower enclosure set consists of 2 parts: door and sidewall S1. Please specify all the article numbers when making an order.
In the article number, the symbol **YY** should be replaced by the symbol of the selected glass variant.

DOOR

Model	**Nes 8 KDJ I – 8 mm** **55** FACTORY / TRANSPARENT GLASS **56** FRAME / TRANSPARENT GLASS Art. No.	**Nes KDJ I – 6 mm** **55** FACTORY / TRANSPARENT GLASS **56** FRAME / TRANSPARENT GLASS Art. No.
KDJ I door 80 L	10072080-54-**YY**L	10022080-54-**YY**L
KDJ I door 80 R	10072080-54-**YY**R	10022080-54-**YY**R
KDJ I door 90 L	10072090-54-**YY**L	10022090-54-**YY**L
KDJ I door 90 R	10072090-54-**YY**R	10022090-54-**YY**R
KDJ I door 100 L	10072100-54-**YY**L	10022100-54-**YY**L
KDJ I door 100 R	10072100-54-**YY**R	10022100-54-**YY**R

SIDEWALL S1

Model	**Nes 8 KDJ I – 8 mm** **55** FACTORY / TRANSPARENT GLASS **56** FRAME / TRANSPARENT GLASS Art. No.	**Nes KDJ I – 6 mm** **55** FACTORY / TRANSPARENT GLASS **56** FRAME / TRANSPARENT GLASS Art. No.
S1 70	10089070-54-**YY**	10039070-54-**YY**
S1 75	10089075-54-**YY**	10039075-54-**YY**
S1 80	10089080-54-**YY**	10039080-54-**YY**
S1 90	10089090-54-**YY**	10039090-54-**YY**
S1 100	10089100-54-**YY**	10039100-54-**YY**

Dimensions are given in mm.

TECHNICAL DRAWINGS

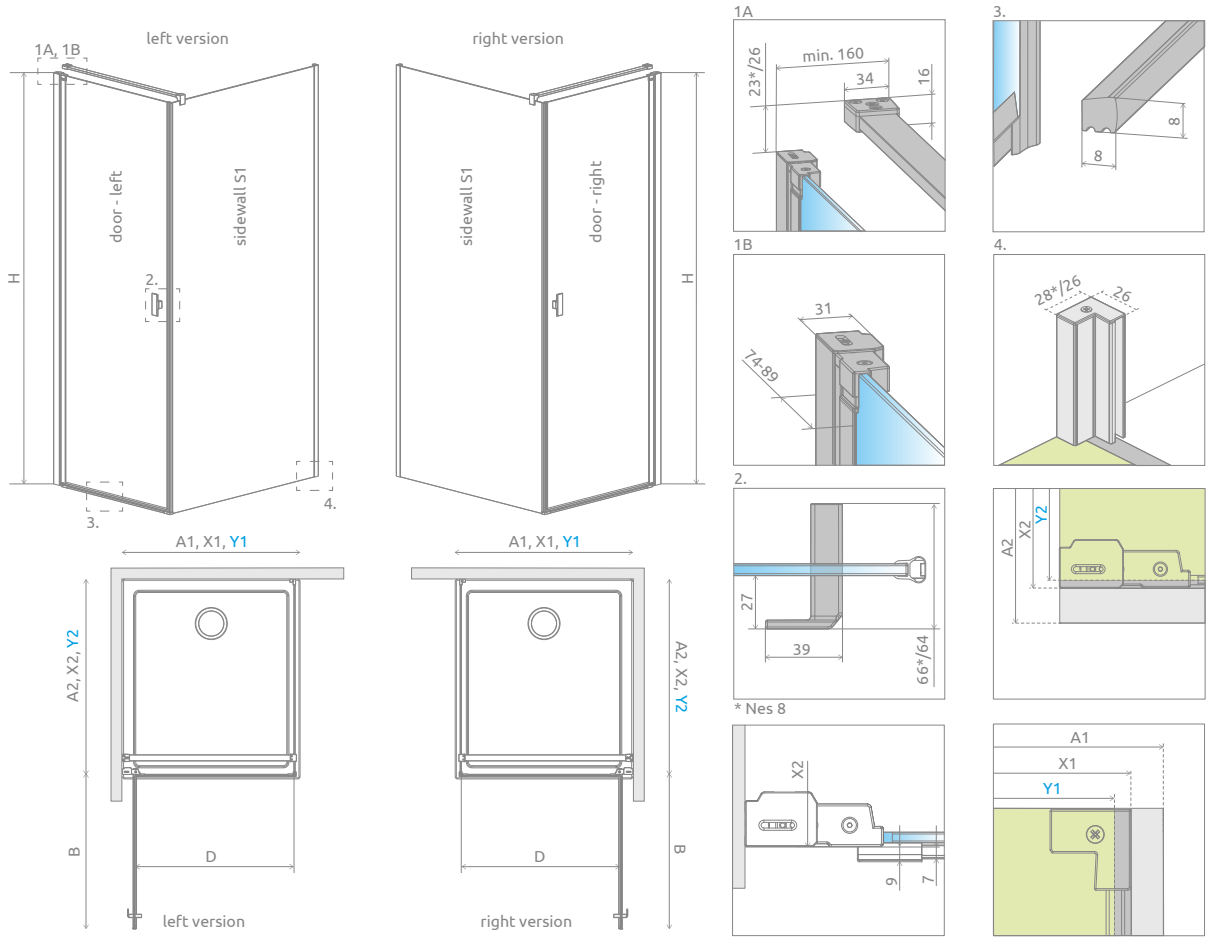

Door	A1	X1	Y1	B	D	H	Variant
KDJ I door 80	800	775-790	770-785	696	696	2000	W2
KDJ I door 90	900	875-890	870-885	796	796	2000	
KDJ I door 100	1000	975-990	970-985	896	896	2000	W3

Sidewall S1	A2	X2	Y2	Variant
S1 70	700	675-690	670-685	W2
S1 75	750	725-740	720-735	
S1 80	800	775-790	770-785	
S1 90	900	875-890	870-885	W3
S1 100	1000	975-990	970-985	

ADDITIONAL OPTIONS

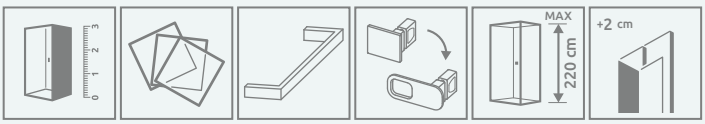

MADE TO MEASURE p. 7 | GLASS VARIANTS p. 11 | TOWEL HANGER p. 14 | HANDLE EXCHANGE OPTION p. 16 | MAXIMUM HEIGHT p. 16 | EXTENSION PROFILES p. 21

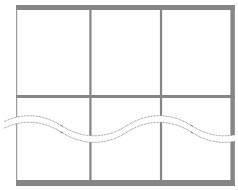

Variant W3



Variant W2

Extension profiles	Art. No.
Profil +2 cm* – Nes 8 – door only, Nes – door and sidewall	P01-276200054
Profil +2 cm* – Nes 8 – installed only on the side of the sidewall	P01-280200054

* possibility of connecting extension profiles

RECOMMENDED SHOWER TRAYS



Nes 8 KDJ II*
Nes KDJ II

Other colour versions of products from the series can be found on p. 276

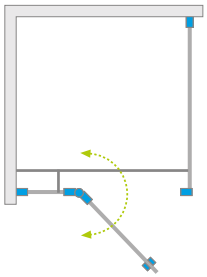

GLASS 8 mm* | GLASS 6 mm | Easy Clean®



Profile finish:

Glossy:



01 Chrome*

New



09 Gold

Matte:



54 Black*

Brushed:

New



91 Nickel



99 Gold

New



92 GunMetal

New



93 Copper



Nes KDJ II + Giaros C

Shower enclosure set consists of 2 parts: door and sidewall S1. Please specify all the article numbers when making an order.
In the article number, the symbol **XX** should be replaced with the symbol of the selected colour.

DOOR

Model	**Nes 8 KDJ II – 8 mm** TRANSPARENT GLASS Art. No.	**Nes KDJ II – 6 mm** TRANSPARENT GLASS Art. No.
KDJ II door 80 L	10086080-**XX**-01L	10032080-**XX**-01L
KDJ II door 80 R	10086080-**XX**-01R	10032080-**XX**-01R
KDJ II door 90 L	10086090-**XX**-01L	10032090-**XX**-01L
KDJ II door 90 R	10086090-**XX**-01R	10032090-**XX**-01R
KDJ II door 100 L	10086100-**XX**-01L	10032100-**XX**-01L
KDJ II door 100 R	10086100-**XX**-01R	10032100-**XX**-01R
KDJ II door 110 L	10086110-**XX**-01L	10032110-**XX**-01L
KDJ II door 110 R	10086110-**XX**-01R	10032110-**XX**-01R
KDJ II door 120 L	10086120-**XX**-01L	10032120-**XX**-01L
KDJ II door 120 R	10086120-**XX**-01R	10032120-**XX**-01R

SIDEWALL S1 (universal for all profile colours)

Model	**Nes 8 KDJ II – 8 mm** TRANSPARENT GLASS Art. No.	**Nes KDJ II – 6 mm** TRANSPARENT GLASS Art. No.
S1 70	10089070-01-01	10039070-01-01
S1 75	10089075-01-01	10039075-01-01
S1 80	10089080-01-01	10039080-01-01
S1 90	10089090-01-01	10039090-01-01
S1 100	10089100-01-01	10039100-01-01

* Nes 8 is only available in chrome and black colour
Dimensions are given in mm.

TECHNICAL DRAWINGS

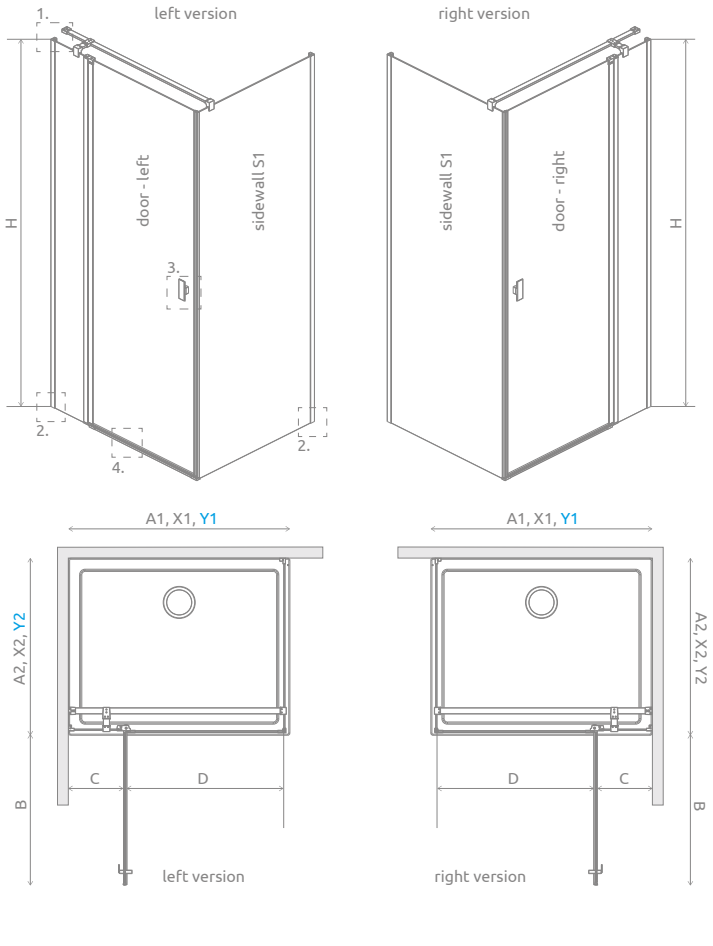

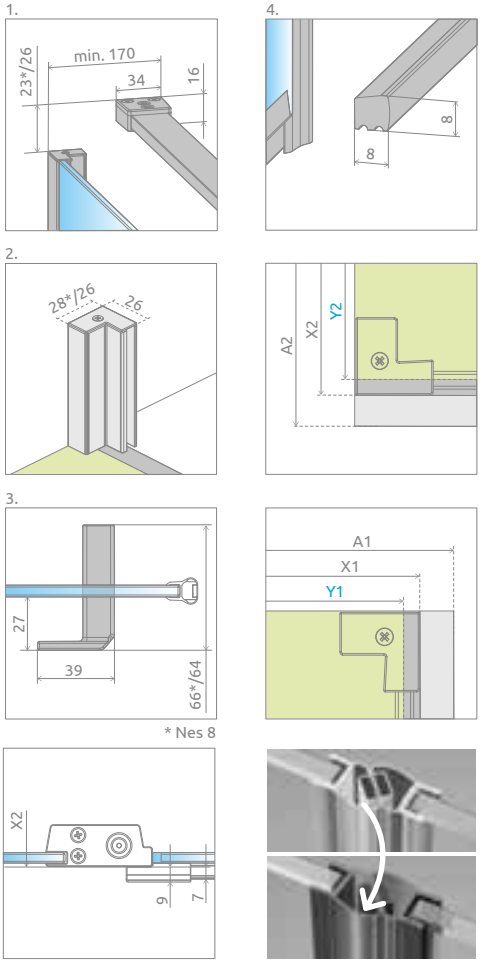

Door	A1	X1	Y1	B	C	D	H
KDJ II door 80	800	775-790	770-785	496	245-260	496	2000
KDJ II door 90	900	875-890	870-885	596	245-260	596	2000
KDJ II door 100	1000	975-990	970-985	696	245-260	696	2000
KDJ II door 110	1100	1075-1090	1070-1085	696	345-360	696	2000
KDJ II door 120	1200	1175-1190	1170-1185	796	345-360	796	2000

Side-wall S1	A2	X2	Y2
S1 70	700	675-690	670-685
S1 75	750	725-740	720-735
S1 80	800	775-790	770-785
S1 90	900	875-890	870-885
S1 100	1000	975-990	970-985

There is a possibility of a paid replacement of transparent gaskets for black gaskets:
– option no.1 – only magnetic gaskets,
– option no. 2 – all gaskets (magnetic, vertical and horizontal).

The selected option must be clearly stated in the order.

ADDITIONAL OPTIONS

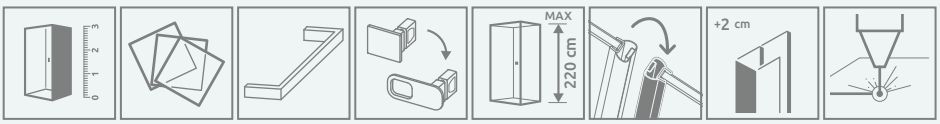

MADE TO MEASURE p. 7 | GLASS VARIANTS p. 11 | TOWEL HANGER p. 14 | HANDLE EXCHANGE OPTION p. 16 | MAXIMUM HEIGHT p. 16 | GASKETS COLOUR EXCHANGE p. 17 | EXTENSION PROFILES p. 21 | PRINT/ENGRAVING ON GLASS p. 24/28

Extension profiles	Art. No.
Profil +2 cm* (Nes)	P01-2762000**XX**
Profil + 2 cm* (Nes 8)	P01-2802000**XX**

In the article number, the symbol XX should be replaced with the symbol of the selected colour. * possibility of connecting extension profiles

RECOMMENDED SHOWER TRAYS



Dimensions are given in mm.

Nes 8 KDJ B*
Nes KDJ B

Other colour versions of products from the series can be found on p. 276

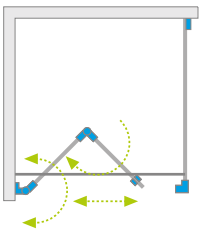





Profile finish:

Glossy:



01 Chrome*

New



09 Gold

Matte:



54 Black*

Brushed:

New



91 Nickel



99 Gold

New



92 GunMetal

New



93 Copper

Shower enclosure set consists of 2 parts: door and sidewall S1. Please specify all the article numbers when making an order.
In the article number, the symbol **XX** should be replaced with the symbol of the selected colour.

DOOR

Model	**Nes 8 KDJ B – 8 mm** TRANSPARENT GLASS Art. No.	**Nes KDJ B – 6 mm** TRANSPARENT GLASS Art. No.
KDJ B door 80 L	10075080-**XX**-01L	10025080-**XX**-01L
KDJ B door 80 R	10075080-**XX**-01R	10025080-**XX**-01R
KDJ B door 90 L	10075090-**XX**-01L	10025090-**XX**-01L
KDJ B door 90 R	10075090-**XX**-01R	10025090-**XX**-01R
KDJ B door 100 L	10075100-**XX**-01L	10025100-**XX**-01L
KDJ B door 100 R	10075100-**XX**-01R	10025100-**XX**-01R

SIDEWALL S1 (universal for all profile colours)

Model	**Nes 8 KDJ B – 8 mm** TRANSPARENT GLASS Art. No.	**Nes KDJ B – 6 mm** TRANSPARENT GLASS Art. No.
S1 70	10089070-01-01	10039070-01-01
S1 75	10089075-01-01	10039075-01-01
S1 80	10089080-01-01	10039080-01-01
S1 90	10089090-01-01	10039090-01-01
S1 100	10089100-01-01	10039100-01-01

* Nes 8 is only available in chrome and black colour ** as standard from August 1, 2025
Dimensions are given in mm.

TECHNICAL DRAWINGS

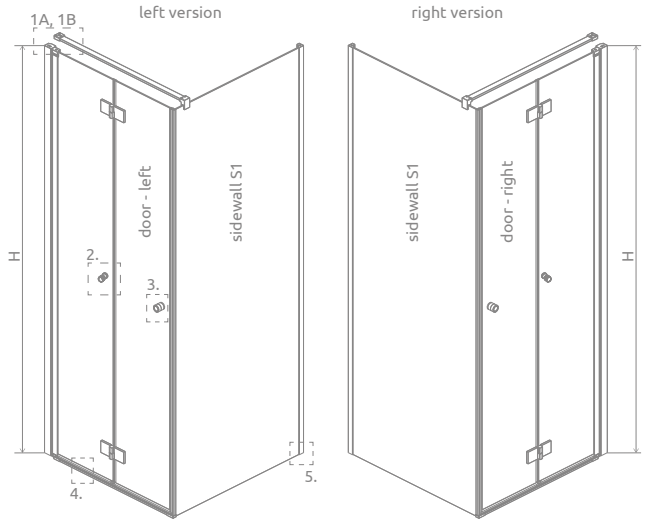

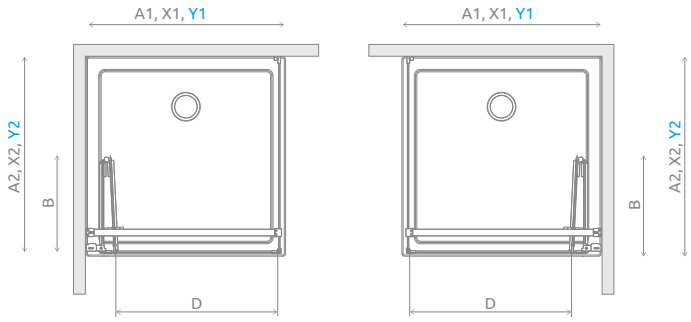

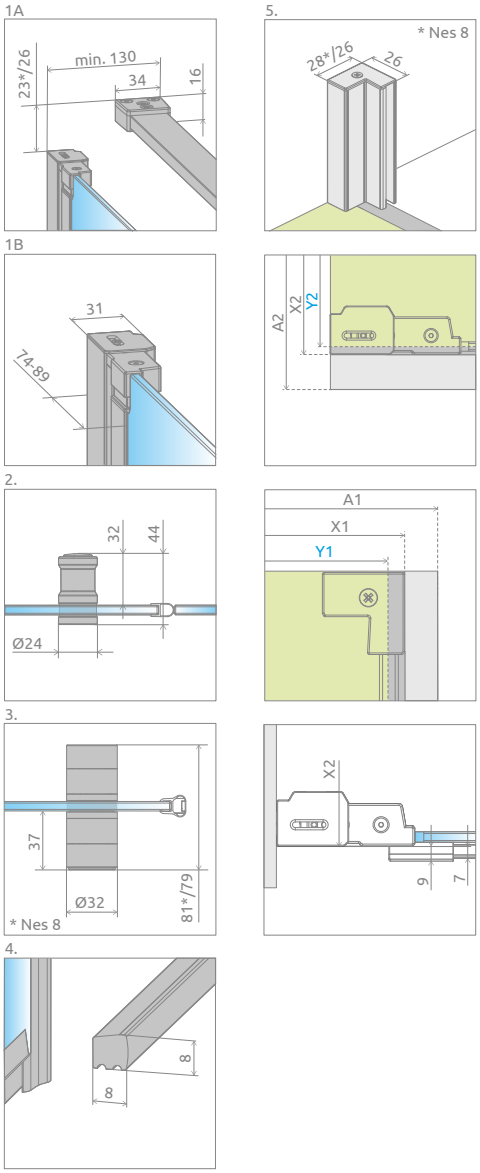

Door	A1	X1	Y1	B	D	H
KDJ B door 80	800	775-790	770-785	377	650	2000
KDJ B door 90	900	875-890	870-885	427	750	2000
KDJ B door 100	1000	975-990	970-985	477	850	2000

Sidewall S1	A2	X2	Y2
S1 70	700	675-690	670-685
S1 75	750	725-740	720-735
S1 80	800	775-790	770-785
S1 90	900	875-890	870-885
S1 100	1000	975-990	970-985

ADDITIONAL OPTIONS

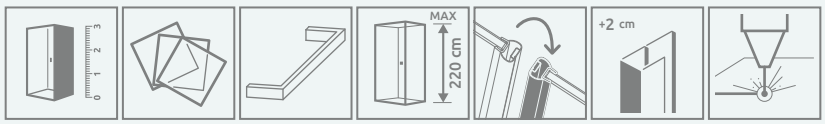

MADE TO MEASURE p. 7 | GLASS VARIANTS p. 11 | TOWEL HANGER p. 14 | MAXIMUM HEIGHT p. 16 | GASKETS COLOUR EXCHANGE p. 17 | EXTENSION PROFILES p. 21 | PRINT/ENGRAVING ON GLASS p. 24/28



There is a possibility of a paid replacement of transparent gaskets for black gaskets:
– option no.1 – only magnetic gaskets,
– option no. 2 – all gaskets (magnetic, vertical and horizontal).
The selected option must be clearly stated in the order.

Extension profiles	Art. No.
Profil +2 cm* – Nes 8 – door only, Nes – door and sidewall	P01-2762000**XX**
Profil +2 cm* – Nes 8 – installed only on the side of the sidewall	P01-2802000**XX**

In the article number, the symbol XX should be replaced with the symbol of the selected colour. * possibility of connecting extension profiles

RECOMMENDED SHOWER TRAYS



Dimensions are given in mm.

Nes 8 KDD I*
Nes KDD I

Other colour versions of products from the series can be found on p. 276

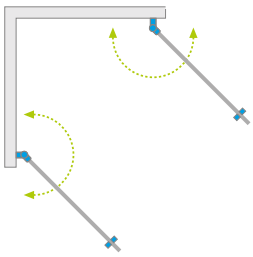

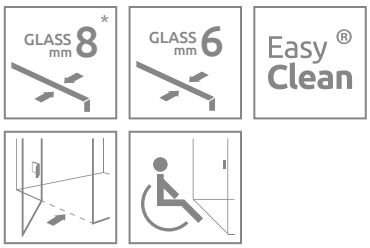



Profile finish:

Glossy:



01 Chrome*



09 Gold



54 Black*

Matte:

Brushed:



91 Nickel



99 Gold



92 GunMetal



93 Copper

Shower enclosure set consists of 2 parts: left and right. Please specify both article numbers when making an order.
In the article number, the symbol **XX** should be replaced with the symbol of the selected colour.

LEFT PART

Model	**Nes 8 KDD I – 8 mm** TRANSPARENT GLASS Art. No.	**Nes KDD I – 6 mm** TRANSPARENT GLASS Art. No.
KDD I 80 L	10071080-**XX**-01L	10021080-**XX**-01L
KDD I 90 L	10071090-**XX**-01L	10021090-**XX**-01L
KDD I 100 L	10071100-**XX**-01L	10021100-**XX**-01L

RIGHT PART

Model	**Nes 8 KDD I – 8 mm** TRANSPARENT GLASS Art. No.	**Nes KDD I – 6 mm** TRANSPARENT GLASS Art. No.
KDD I 80 R	10071080-**XX**-01R	10021080-**XX**-01R
KDD I 90 R	10071090-**XX**-01R	10021090-**XX**-01R
KDD I 100 R	10071100-**XX**-01R	10021100-**XX**-01R

* Nes 8 is only available in chrome and black colour
Dimensions are given in mm.

TECHNICAL DRAWINGS

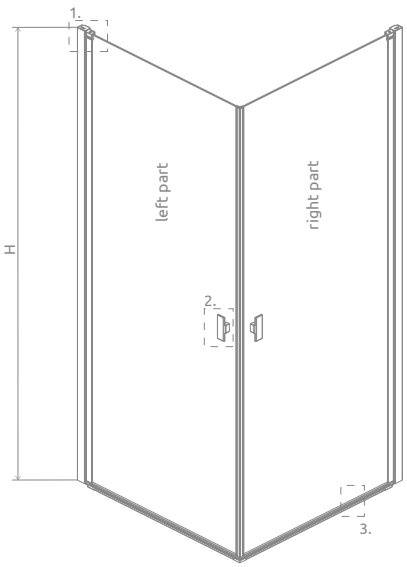

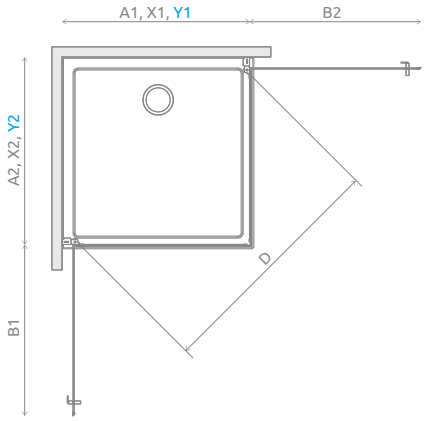

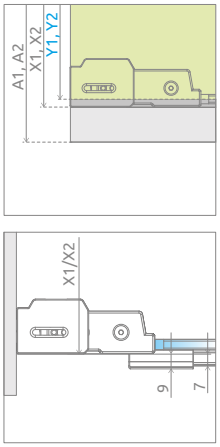

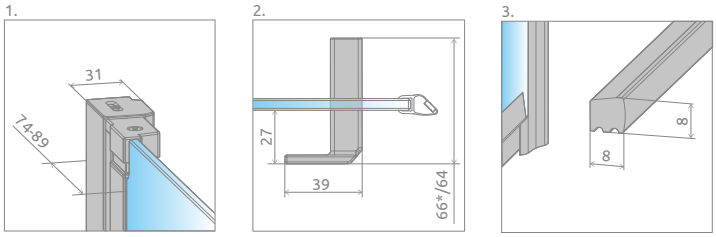

* Nes 8



There is a possibility of a paid replacement of transparent gaskets for black gaskets:

– option no.1 – only magnetic gaskets,

– option no. 2 – all gaskets (magnetic, vertical and horizontal).

The selected option must be clearly stated in the order.

Model	A1	A2	X1	X2	Y1	Y2	B1	B2	D	H
KDD I 80L×80R	800	800	775-790	775-790	770-785	770-785	704	704	970	2000
KDD I 80L×90R	800	900	775-790	875-890	770-785	870-885	704	804	1043	2000
KDD I 80L×100R	800	1000	775-790	975-990	770-785	970-985	704	904	1120	2000
KDD I 90L×80R	900	800	875-890	775-790	870-885	770-785	804	704	1043	2000
KDD I 90L×90R	900	900	875-890	875-890	870-885	870-885	804	804	1111	2000
KDD I 90L×100R	900	1000	875-890	975-990	870-885	970-985	804	904	1184	2000
KDD I 100L×80R	1000	800	975-990	775-790	970-985	770-785	904	704	1120	2000
KDD I 100L×90R	1000	900	975-990	875-890	970-985	870-885	904	804	1184	2000
KDD I 100L×100R	1000	1000	975-990	975-990	970-985	970-985	904	904	1253	2000

ADDITIONAL OPTIONS

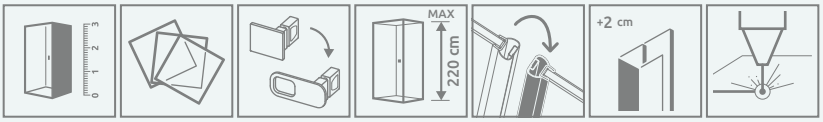

MADE TO MEASURE p. 7 | GLASS VARIANTS p. 11 | HANDLE EXCHANGE OPTION p. 16 | MAXIMUM HEIGHT p. 16 | GASKETS COLOUR EXCHANGE p. 17 | EXTENSION PROFILES p. 21 | PRINT/ENGRAVING ON GLASS p. 24/28

Extension profiles	Art. No.
 Profil +2 cm*	P01-2762000**XX**

In the article number, the symbol XX should be replaced with the symbol of the selected colour. * possibility of connecting extension profiles

RECOMMENDED SHOWER TRAYS





Dimensions are given in mm.

Nes 8 KDD II*
Nes KDD II

Other colour versions of products from the series can be found on p. 276

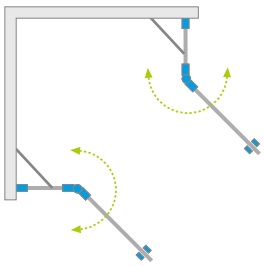

GLASS 8 mm * | GLASS 6 mm | Easy Clean ®





Nes KDD II + Giaros C

Profile finish:

Glossy:


01 Chrome*


New
09 Gold

Matte:


54 Black*

Brushed:


New
91 Nickel


99 Gold


New
92 GunMetal


New
93 Copper

Shower enclosure set consists of 2 parts: left and right. Please specify both article numbers when making an order.
In the article number, the symbol **XX** should be replaced with the symbol of the selected colour.

LEFT PART

Model	**Nes 8 KDD II – 8 mm** TRANSPARENT GLASS Art. No.	**Nes KDD II – 6 mm** TRANSPARENT GLASS Art. No.
KDD II 80 L	10085080-**XX**-01L	10031080-**XX**-01L
KDD II 90 L	10085090-**XX**-01L	10031090-**XX**-01L
KDD II 100 L	10085100-**XX**-01L	10031100-**XX**-01L

RIGHT PART

Model	**Nes 8 KDD II – 8 mm** TRANSPARENT GLASS Art. No.	**Nes KDD II – 6 mm** TRANSPARENT GLASS Art. No.
KDD II 80 R	10085080-**XX**-01R	10031080-**XX**-01R
KDD II 90 R	10085090-**XX**-01R	10031090-**XX**-01R
KDD II 100 R	10085100-**XX**-01R	10031100-**XX**-01R

It is possible to order one part of the Nes KDD II shower enclosure and install it as a Walk-in (p. 68).
When placing an order, please carefully check the measurements and specify that the shower enclosure will be installed as walk-in.

* Nes 8 is only available in chrome and black colour
Dimensions are given in mm.

TECHNICAL DRAWINGS

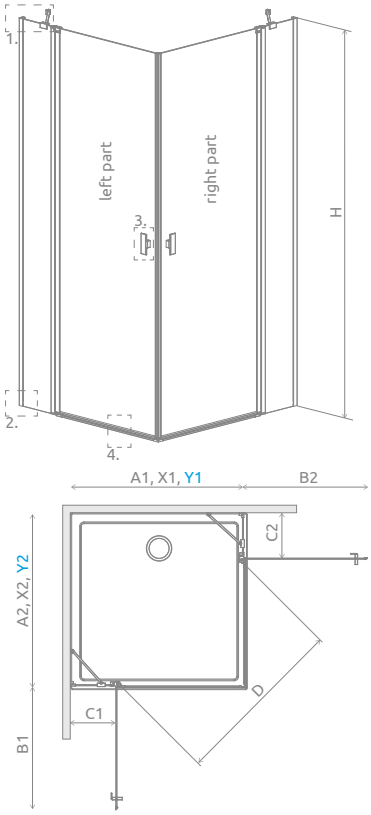

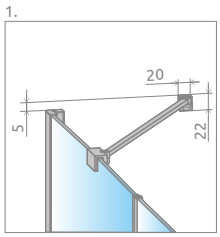

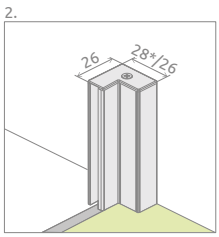

*Nes 8

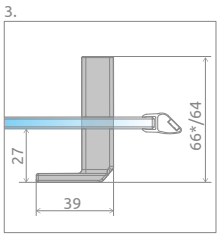

*Nes 8

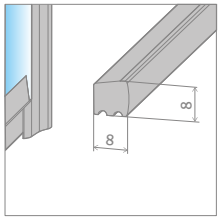

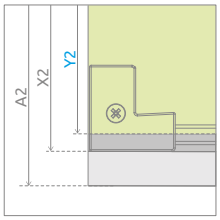

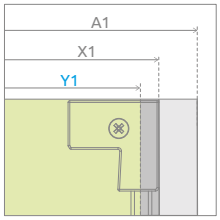



There is a possibility of a paid replacement of transparent gaskets for black gaskets:
– option no.1 – only magnetic gaskets,
– option no. 2 – all gaskets (magnetic, vertical and horizontal).
The selected option must be clearly stated in the order.

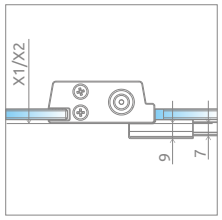

Model	A1	A2	X1	X2	Y1	Y2	B1	B2	C1	C2	D	H
KDD II 80L×80R	800	800	775-790	775-790	770-785	770-785	500	500	250-265	250-265	679	2000
KDD II 80L×90R	800	900	775-790	875-890	770-785	870-885	500	600	250-265	250-265	753	2000
KDD II 80L×100R	800	1000	775-790	975-990	770-785	970-985	500	700	250-265	250-265	833	2000
KDD II 90L×80R	900	800	875-890	775-790	870-885	770-785	600	500	250-265	250-265	753	2000
KDD II 90L×90R	900	900	875-890	875-890	870-885	870-885	600	600	250-265	250-265	820	2000
KDD II 90L×100R	900	1000	875-890	975-990	870-885	970-985	600	700	250-265	250-265	894	2000
KDD II 100L×80R	1000	800	975-990	775-790	970-985	770-785	700	500	250-265	250-265	833	2000
KDD II 100L×90R	1000	900	975-990	875-890	970-985	870-885	700	600	250-265	250-265	894	2000
KDD II 100L×100R	1000	1000	975-990	975-990	970-985	970-985	700	700	250-265	250-265	962	2000

ADDITIONAL OPTIONS

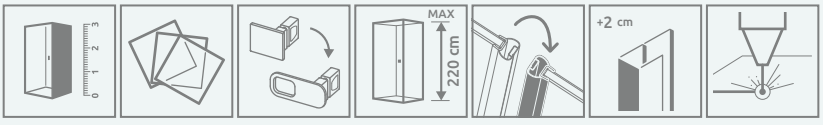

MADE TO MEASURE p. 7 | GLASS VARIANTS p. 11 | HANDLE EXCHANGE OPTION p. 16 | MAXIMUM HEIGHT p. 16 | GASKETS COLOUR EXCHANGE p. 17 | EXTENSION PROFILES p. 21 | PRINT/ENGRAVING ON GLASS p. 24/28

Extension profiles	Art. No.
Profil +2 cm* (Nes)	P01-2762000**XX**
Profil + 2 cm* (Nes 8)	P01-2802000**XX**

In the article number, the symbol XX should be replaced with the symbol of the selected colour. * possibility of connecting extension profiles

RECOMMENDED SHOWER TRAYS





Dimensions are given in mm.

Nes 8 KDD B*
Nes KDD B

Other colour versions of products from the series can be found on p. 276

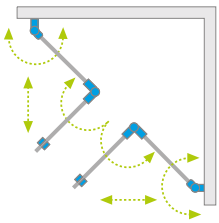





Nes Brushed Nickel KDD B

Profile finish:

Glossy:


01 Chrome*



09 Gold

Matte:


54 Black*

Brushed:



91 Nickel


99 Gold



92 GunMetal



93 Copper

Shower enclosure set consists of 2 parts: left and right. Please specify both article numbers when making an order.
In the article number, the symbol **XX** should be replaced with the symbol of the selected colour.

LEFT PART

Model	**Nes 8 KDD B – 8 mm** TRANSPARENT GLASS Art. No.	**Nes KDD B – 6 mm** TRANSPARENT GLASS Art. No.
KDD B 80 L	10074080-**XX**-01L	10024080-**XX**-01L
KDD B 90 L	10074090-**XX**-01L	10024090-**XX**-01L
KDD B 100 L	10074100-**XX**-01L	10024100-**XX**-01L

RIGHT PART

Model	**Nes 8 KDD B – 8 mm** TRANSPARENT GLASS Art. No.	**Nes KDD B– 6 mm** TRANSPARENT GLASS Art. No.
KDD B 80 R	10074080-**XX**-01R	10024080-**XX**-01R
KDD B 90 R	10074090-**XX**-01R	10024090-**XX**-01R
KDD B 100 R	10074100-**XX**-01R	10024100-**XX**-01R

It is possible to order one part of the Nes KDD II shower enclosure and install it as a Walk-in cabin (p. 68).
When placing an order, please carefully check the measurements and specify that the shower enclosure will be installed as walk-in.

* Nes 8 is only available in chrome and black colour ** as standard from August 1, 2025
Dimensions are given in mm.

TECHNICAL DRAWINGS

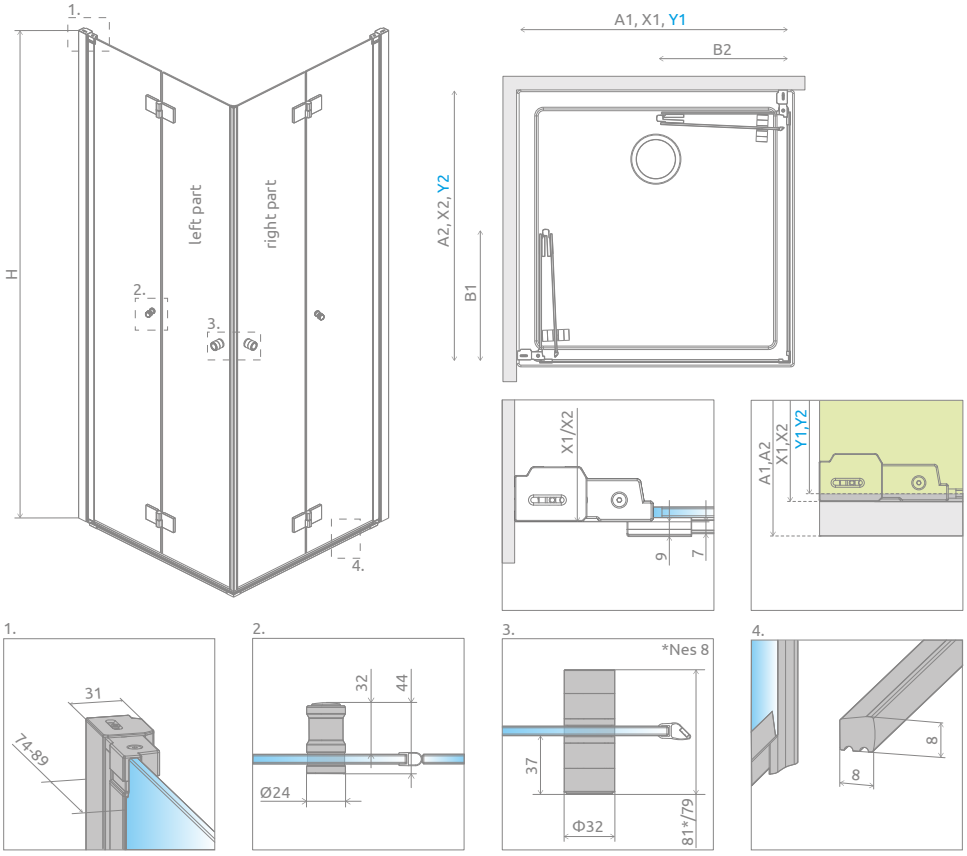

Model	A1	A2	X1	X2	Y1	Y2	B1	B2	H
KDD B 80L×80R	800	800	775-790	775-790	770-785	770-785	377	377	2000
KDD B 80L×90R	800	900	775-790	875-890	770-785	870-885	377	427	2000
KDD B 80L×100R	800	1000	775-790	975-990	770-785	970-985	377	477	2000
KDD B 90L×80R	900	800	875-890	775-790	870-885	770-785	427	377	2000
KDD B 90L×90R	900	900	875-890	875-890	870-885	870-885	427	427	2000
KDD B 90L×100R	900	1000	875-890	975-990	870-885	970-985	427	477	2000
KDD B 100L×80R	1000	800	975-990	775-790	970-985	770-785	477	377	2000
KDD B 100L×90R	1000	900	975-990	875-890	970-985	870-885	477	427	2000
KDD B 100L×100R	1000	1000	975-990	975-990	970-985	970-985	477	477	2000

ADDITIONAL OPTIONS

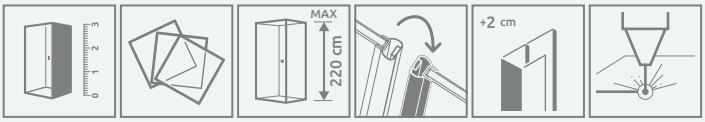

MADE TO MEASURE p. 7 | GLASS VARIANTS p. 11 | MAXIMUM HEIGHT p. 16 | GASKETS COLOUR EXCHANGE p. 17 | EXTENSION PROFILES p. 21 | PRINT/ENGRAVING ON GLASS p. 24/28



There is a possibility of a paid replacement of transparent gaskets for black gaskets:
– option no.1 – only magnetic gaskets,
– option no. 2 – all gaskets (magnetic, vertical and horizontal).
The selected option must be clearly stated in the order.

Extension profiles	Art. No.
Profil +2 cm*	P01-2762000**XX**

In the article number, the symbol XX should be replaced with the symbol of the selected colour. * possibility of connecting extension profiles

RECOMMENDED SHOWER TRAYS



Dimensions are given in mm.

New

Nes
KDD B / KDD I

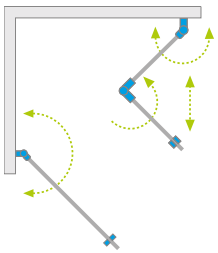



Other colour versions of products from the series can be found on p. 276


Nes KDD B / KDD I + Kyntos C

Profile finish:

Glossy:


01 Chrome


09 Gold

Matte:


54 Black

Brushed:


91 Nickel


99 Gold


92 GunMetal


93 Copper

Shower enclosure set consists of 2 parts: left and right. Please specify both article numbers when making an order.
In the article number, the symbol **XX** should be replaced with the symbol of the selected colour.

KDD B – LEFT PART

Model	**Nes KDD B – 6 mm** TRANSPARENT GLASS Art. No.
KDD B 80 L	10024080-**XX**-01L
KDD B 90 L	10024090-**XX**-01L
KDD B 100 L	10024100-**XX**-01L

KDD B – RIGHT PART

Model	**Nes KDD B – 6 mm** TRANSPARENT GLASS Art. No.
KDD B 80 R	10024080-**XX**-01R
KDD B 90 R	10024090-**XX**-01R
KDD B 100 R	10024100-**XX**-01R

H-KDD I – LEFT PART

Model	**Nes KDD I – 6 mm** TRANSPARENT GLASS Art. No.
H-KDD I 80 L	10015080-**XX**-01L
H-KDD I 90 L	10015090-**XX**-01L
H-KDD I 100 L	10015100-**XX**-01L

H-KDD I – RIGHT PART

Model	**Nes KDD I – 6 mm** TRANSPARENT GLASS Art. No.
H-KDD I 80 R	10015080-**XX**-01R
H-KDD I 90 R	10015090-**XX**-01R
H-KDD I 100 R	10015100-**XX**-01R

* as standard from August 1, 2025
Dimensions are given in mm.

TECHNICAL DRAWINGS

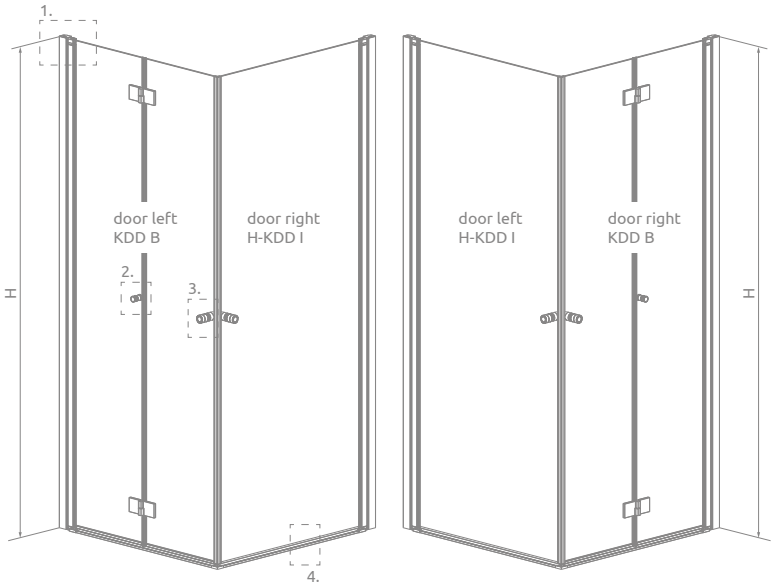

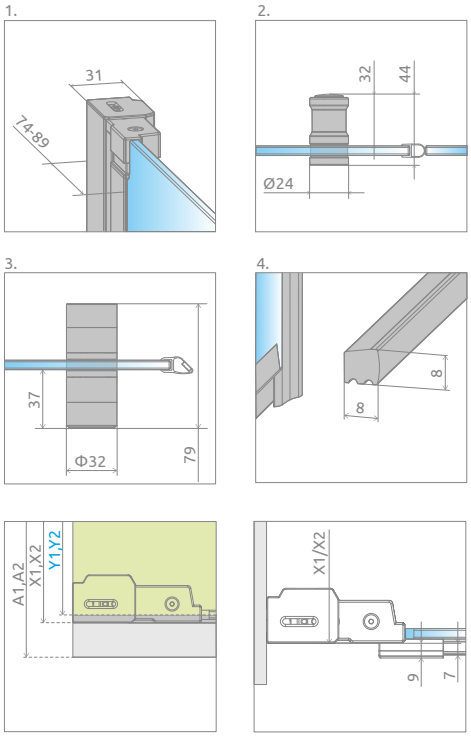

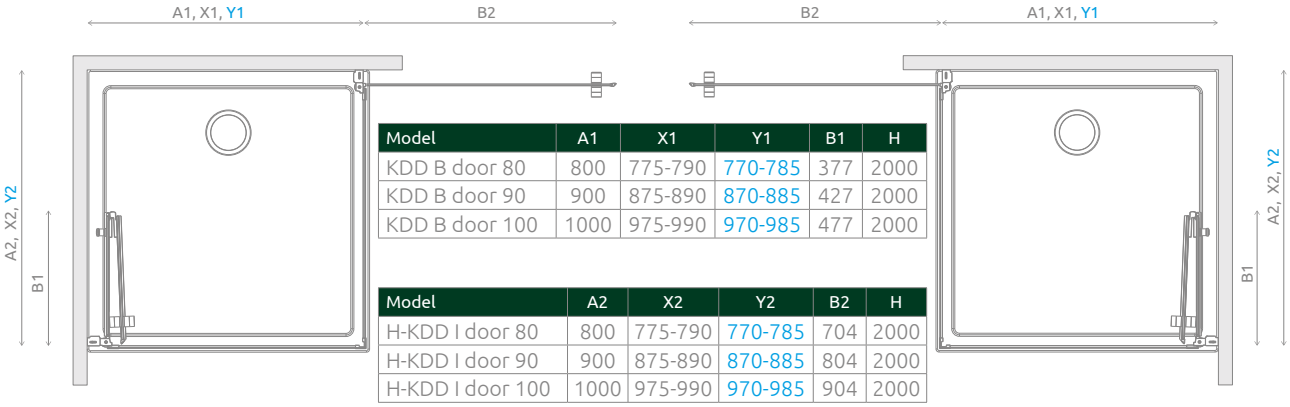

Model	A1	X1	Y1	B1	H
KDD B door 80	800	775-790	770-785	377	2000
KDD B door 90	900	875-890	870-885	427	2000
KDD B door 100	1000	975-990	970-985	477	2000

Model	A2	X2	Y2	B2	H
H-KDD I door 80	800	775-790	770-785	704	2000
H-KDD I door 90	900	875-890	870-885	804	2000
H-KDD I door 100	1000	975-990	970-985	904	2000

ADDITIONAL OPTIONS

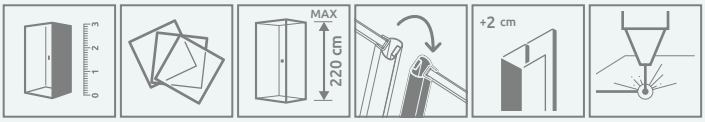

MADE TO MEASURE p. 7 | GLASS VARIANTS p. 11 | MAXIMUM HEIGHT p. 16 | GASKETS COLOUR EXCHANGE p. 17 | EXTENSION PROFILES p. 21 | PRINT/ENGRAVING ON GLASS p. 24/28

Extension profiles	Art. No.
Profil +2 cm*	P01-2762000**XX**

In the article number, the symbol XX should be replaced with the symbol of the selected colour. * possibility of connecting extension profiles

RECOMMENDED SHOWER TRAYS



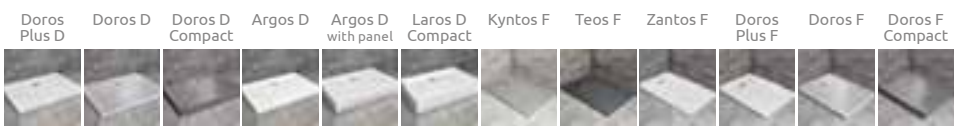

Dimensions are given in mm.

New

Nes
KDD B / KDD II

Other colour versions of products from the series can be found on p. 276

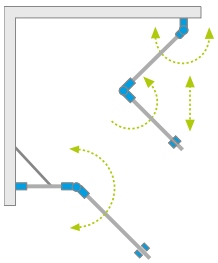




Nes KDD B / KDD II + Kyntos C

Profile finish:

Glossy:


01 Chrome


09 Gold


54 Black

Matte:

Brushed:


91 Nickel


99 Gold


92 GunMetal


93 Copper

Shower enclosure set consists of 2 parts: left and right. Please specify both article numbers when making an order.
In the article number, the symbol **XX** should be replaced with the symbol of the selected colour.

KDD B – LEFT PART

Model	**Nes KDD B – 6 mm** TRANSPARENT GLASS Art. No.
KDD B 80 L	10024080-**XX**-01L
KDD B 90 L	10024090-**XX**-01L
KDD B 100 L	10024100-**XX**-01L

KDD B – RIGHT PART

Model	**Nes KDD B – 6 mm** TRANSPARENT GLASS Art. No.
KDD B 80 R	10024080-**XX**-01R
KDD B 90 R	10024090-**XX**-01R
KDD B 100 R	10024100-**XX**-01R

H-KDD II – LEFT PART

Model	**Nes KDD II – 6 mm** TRANSPARENT GLASS Art. No.
H-KDD II 80 L	10016080-**XX**-01L
H-KDD II 90 L	10016090-**XX**-01L
H-KDD II 100 L	10016100-**XX**-01L

H-KDD II – RIGHT PART

Model	**Nes KDD II – 6 mm** TRANSPARENT GLASS Art. No.
H-KDD II 80 R	10016080-**XX**-01R
H-KDD II 90 R	10016090-**XX**-01R
H-KDD II 100 R	10016100-**XX**-01R

* as standard from August 1, 2025
Dimensions are given in mm.

TECHNICAL DRAWINGS

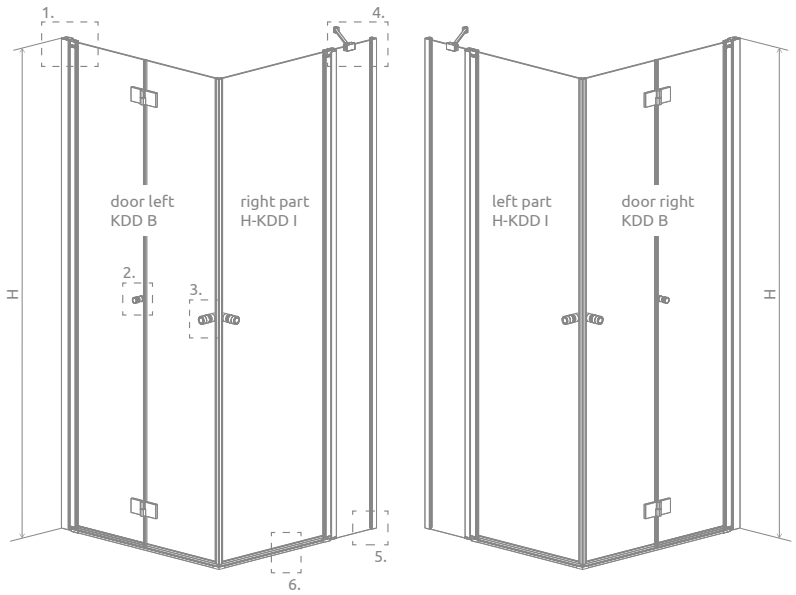

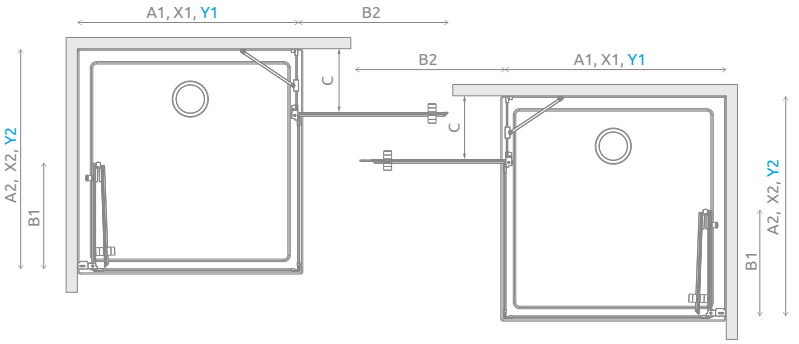

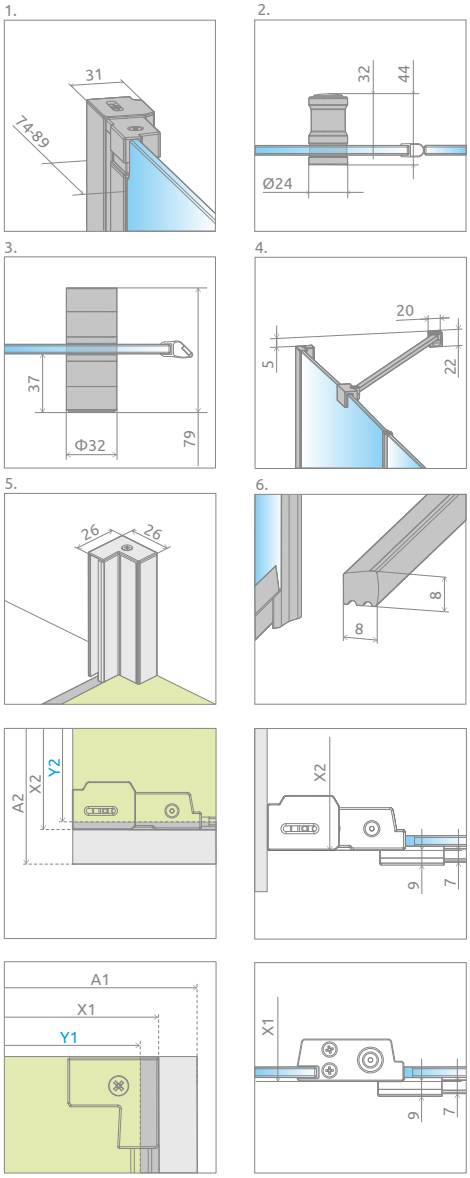

Model	A1	X1	Y1	B1	H
KDD B door 80	800	775-790	770-785	377	2000
KDD B door 90	900	875-890	870-885	427	2000
KDD B door 100	1000	975-990	970-985	477	2000

Model	A2	X2	Y2	B2	C	H
H-KDD II door 80	800	775-790	770-785	500	250-265	2000
H-KDD II door 90	900	875-890	870-885	600	250-265	2000
H-KDD II door 100	1000	975-990	970-985	700	250-265	2000

ADDITIONAL OPTIONS

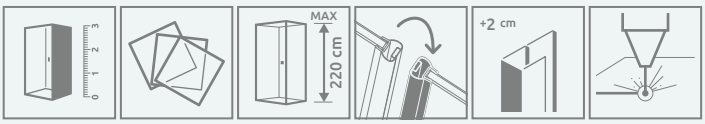

MADE TO MEASURE p. 7 | GLASS VARIANTS p. 11 | MAXIMUM HEIGHT p. 16 | GASKETS COLOUR EXCHANGE p. 17 | EXTENSION PROFILES p. 21 | PRINT/ENGRAVING ON GLASS p. 24/28

Extension profiles	Art. No.
 Profil +2 cm*	P01-2762000**XX**

In the article number, the symbol XX should be replaced with the symbol of the selected colour. * possibility of connecting extension profiles

RECOMMENDED SHOWER TRAYS



Dimensions are given in mm.

Nes 8 KDS I*
Nes KDS I

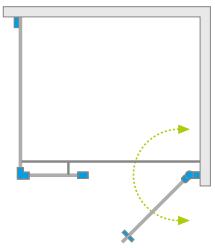

GLASS 8 mm * | GLASS 6 mm | Easy Clean®



Profile finish:

Glossy:



01 Chrome*



New

09 Gold



54 Black*

Brushed:



New

91 Nickel



99 Gold



New

92 GunMetal



New

93 Copper

Other colour versions of products from the series can be found on p. 276



Nes KDS I + Giaros D

Nes 8 KDS I consists of 3 parts: door, wall and sidewall S1. Nes KDS I (6 mm) consists of 2 parts: front door and sidewall S3.
In the article number, the symbol **XX** should be replaced with the symbol of the selected colour.

FRONT

Model	Element	**Nes 8 KDS I – 8 mm** TRANSPARENT GLASS Art. No.	**Nes KDS I – 6 mm** TRANSPARENT GLASS Art. No.
KDS I front 100 L	Door 575 L	10073100-**XX**-01L	10023100-**XX**-01L
	Wall 303	10073110-**XX**-01	
KDS I front 100 R	Door 575 R	10073100-**XX**-01R	10023100-**XX**-01R
	Wall 303	10073110-**XX**-01	
KDS I front 120 L	Door 675 L	10073120-**XX**-01L	10023120-**XX**-01L
	Wall 403	10073112-**XX**-01	
KDS I front 120 R	Door 675 R	10073120-**XX**-01R	10023120-**XX**-01R
	Wall 403	10073112-**XX**-01	
KDS I front 140 L	Door 775 L	10073140-**XX**-01L	10023140-**XX**-01L
	Wall 503	10073114-**XX**-01	
KDS I front 140 R	Door 775 R	10073140-**XX**-01R	10023140-**XX**-01R
	Wall 503	10073114-**XX**-01	

SIDEWALL S1 (universal for all profile colours) — SIDEWALL S3

Model	**Nes 8 KDS I – 8 mm** TRANSPARENT GLASS Art. No.	**Nes KDS I – 6 mm** TRANSPARENT GLASS Art. No.
S1/S3 70	10089070-01-01	10043070-**XX**-01
S1/S3 75	10089075-01-01	10043075-**XX**-01
S1/S3 80	10089080-01-01	10043080-**XX**-01
S1/S3 90	10089090-01-01	10043090-**XX**-01
S1/S3 100	10089100-01-01	10043100-**XX**-01

* Nes 8 is only available in chrome and black colour
Dimensions are given in mm.

TECHNICAL DRAWINGS

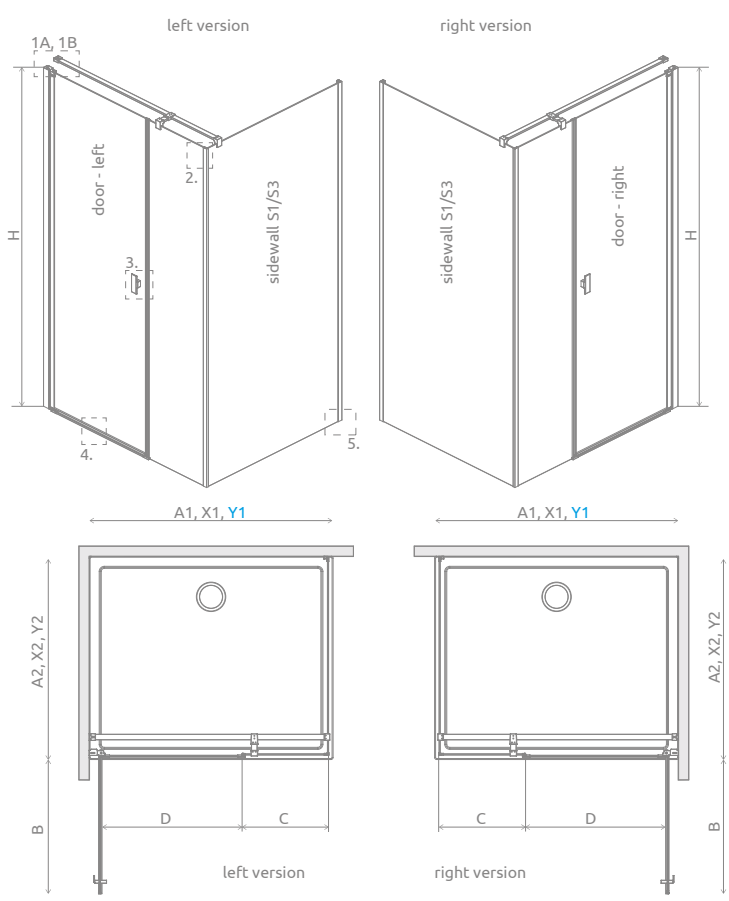

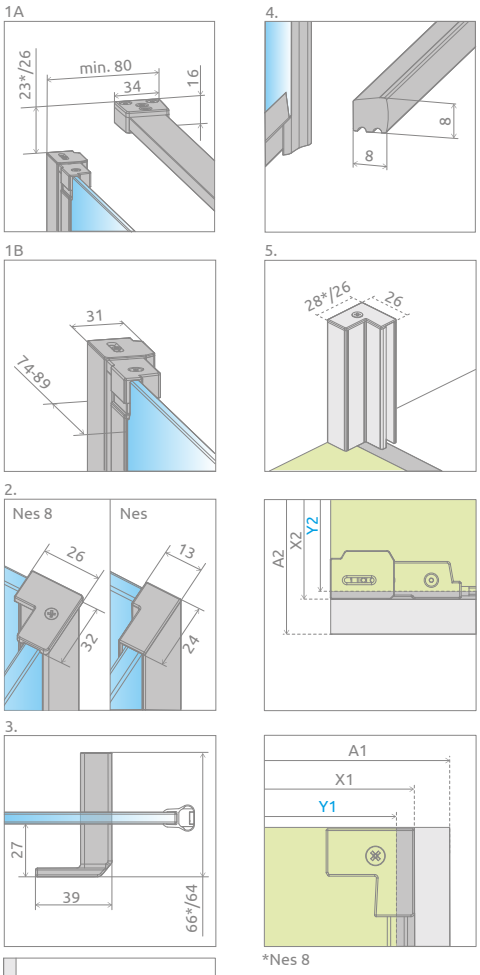

Door	A1	X1	Y1	B	C	D	H
KDS I door 100	1000	975-990	970-985	580	327	580	2000
KDS I door 120	1200	1175-1190	1170-1185	680	427	680	2000
KDS I door 140	1400	1375-1390	1370-1385	780	527	780	2000

Sidewall S1/S3	A2	X2	Y2
S1/S3 70	700	675-690	670-685
S1/S3 75	750	725-740	720-735
S1/S3 80	800	775-790	770-785
S1/S3 90	900	875-890	870-885
S1/S3 100	1000	975-990	970-985

ADDITIONAL OPTIONS

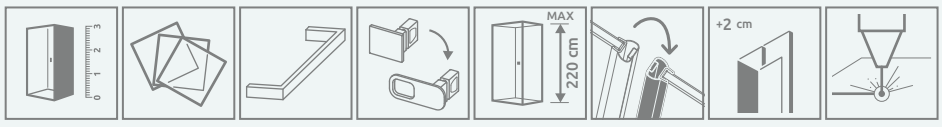

MADE TO MEASURE p. 7 | GLASS VARIANTS p. 11 | TOWEL HANGER p. 14 | HANDLE EXCHANGE OPTION p. 16 | MAXIMUM HEIGHT p. 16 | GASKETS COLOUR EXCHANGE p. 17 | EXTENSION PROFILES p. 21 | PRINT/ENGRAVING ON GLASS p. 24/28



There is a possibility of a paid replacement of transparent gaskets for black gaskets:
– option no.1 – only magnetic gaskets,
– option no. 2 – all gaskets (magnetic, vertical and horizontal).
The selected option must be clearly stated in the order.

Extension profiles		Art. No.
	Profil +2 cm* – Nes 8 – door only, Nes – door and sidewall	P01-2762000**XX**
	Profil +2 cm* – Nes 8 – installed only on the side of the sidewall	P01-2802000**XX**

In the article number, the symbol XX should be replaced with the symbol of the selected colour. * possibility of connecting extension profiles

RECOMMENDED SHOWER TRAYS



Dimensions are given in mm.

Nes 8 KDS II
Nes KDS II

Other colour versions of products from the series can be found on p. 276

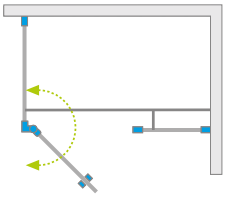

GLASS 8 mm

GLASS 6 mm

Easy Clean®





Nes KDS II + Giaros C

Profile finish:



01 Chrome **54** Black

Shower enclosure set consists of 2 parts: door and sidewall S2. Please specify all the article numbers when making an order.
In the article number, the symbol **XX** should be replaced with the symbol of the selected colour.

DOOR

Model	**Nes 8 KDS II – 8 mm** TRANSPARENT GLASS Art. No.	**Nes KDS II – 6 mm** TRANSPARENT GLASS Art. No.
KDS II door 90 L	10087090-**XX**-01L	10033090-**XX**-01L
KDS II door 90 R	10087090-**XX**-01R	10033090-**XX**-01R
KDS II door 100 L	10087100-**XX**-01L	10033100-**XX**-01L
KDS II door 100 R	10087100-**XX**-01R	10033100-**XX**-01R
KDS II door 110 L	10087110-**XX**-01L	10033110-**XX**-01L
KDS II door 110 R	10087110-**XX**-01R	10033110-**XX**-01R
KDS II door 120 L	10087120-**XX**-01L	10033120-**XX**-01L
KDS II door 120 R	10087120-**XX**-01R	10033120-**XX**-01R

SIDEWALL S2

Model	**Nes 8 KDS II – 8 mm** TRANSPARENT GLASS Art. No.	**Nes KDS II – 6 mm** TRANSPARENT GLASS Art. No.
S2 70	10080070-**XX**-01	10040070-**XX**-01
S2 75	10080075-**XX**-01	10040075-**XX**-01
S2 80	10080080-**XX**-01	10040080-**XX**-01
S2 90	10080090-**XX**-01	10040090-**XX**-01
S2 100	10080100-**XX**-01	10040100-**XX**-01

Dimensions are given in mm.

TECHNICAL DRAWINGS

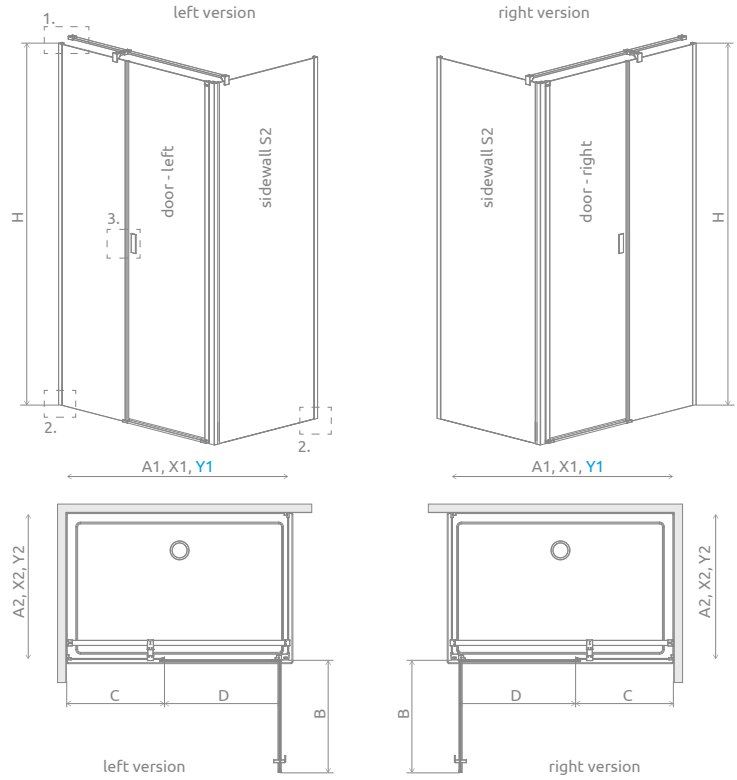

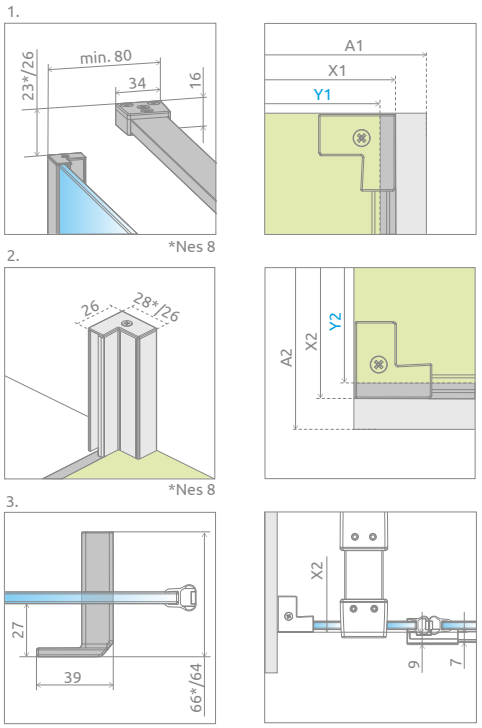



There is a possibility of a paid replacement of transparent gaskets for black gaskets:
– option no.1 – only magnetic gaskets,
– option no. 2 – all gaskets (magnetic, vertical and horizontal).
The selected option must be clearly stated in the order.

Door	A1	X1	Y1	B	C	D	H
KDS II door 90	900	875-890	870-885	596	212-227	596	2000
KDS II door 100	1000	975-990	970-985	596	312-327	596	2000
KDS II door 110	1100	1075-1090	1070-1085	596	412-427	596	2000
KDS II door 120	1200	1175-1190	1170-1185	596	512-527	596	2000

Sidewall S2	A2	X2	Y2
S2 70	700	675-690	670-685
S2 75	750	725-740	720-735
S2 80	800	775-790	770-785
S2 90	900	875-890	870-885
S2100	1000	975-990	970-985

ADDITIONAL OPTIONS

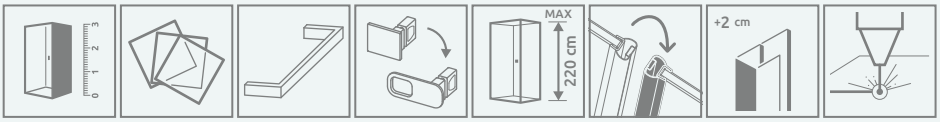

MADE TO MEASURE p. 7 | GLASS VARIANTS p. 11 | TOWEL HANGER p. 14 | HANDLE EXCHANGE OPTION p. 16 | MAXIMUM HEIGHT p. 16 | GASKETS COLOUR EXCHANGE p. 17 | EXTENSION PROFILES p. 21 | PRINT/ENGRAVING ON GLASS p. 24/28

Extension profiles	Art. No.
Profil +2 cm* (Nes)	P01-2762000**XX**
Profil + 2 cm* (Nes 8)	P01-2802000**XX**

In the article number, the symbol XX should be replaced with the symbol of the selected colour. * possibility of connecting extension profiles

RECOMMENDED SHOWER TRAYS

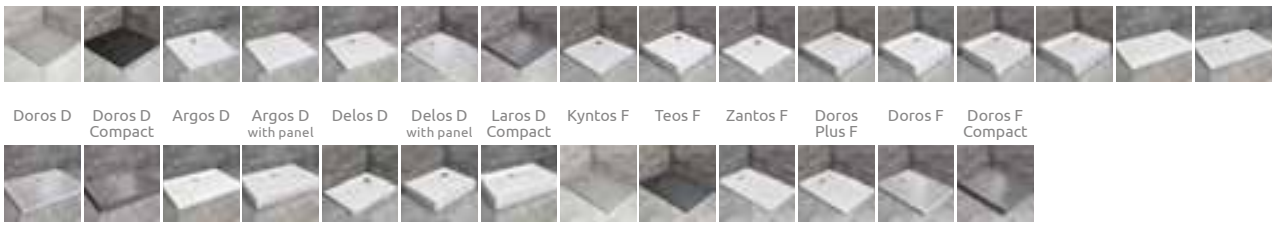

Dimensions are given in mm.

Nes
PTJ

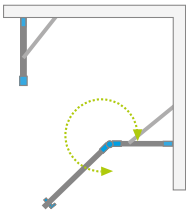







Profile finish:

Glossy:



01 Chrome



09 Gold



54 Black

Brushed:



91 Nickel



99 Gold



92 GunMetal



93 Copper



Shower enclosure set consists of 2 parts: shower door and sidewalls Z and S.
Please specify all the article numbers when making an order.
In the article number, the symbol **XX** should be replaced with the symbol of the selected colour.

SYMMETRIC SHOWER ENCLOSURES

Model	Element	TRANSPARENT GLASS Art. No.
PTJ 80×80 door L	PTJ door L	10052000-**XX**-01L
	PTJ walls 80 Z×80 S	10052500-**XX**-01
PTJ 80×80 door R	PTJ door R	10052000-**XX**-01R
	PTJ walls 80 Z×80 S	10052500-**XX**-01
PTJ 90×90 door L	PTJ door L	10052000-**XX**-01L
	PTJ walls 90 Z×90 S	10052900-**XX**-01
PTJ 90×90 door R	PTJ door R	10052000-**XX**-01R
	PTJ walls 90 Z×90 S	10052900-**XX**-01
PTJ 100×100 door L	PTJ door L	10052000-**XX**-01L
	PTJ walls 100 Z×100 S	10052100-**XX**-01
PTJ 100×100 door R	PTJ door R	10052000-**XX**-01R
	PTJ walls 100 Z×100 S	10052100-**XX**-01

ASYMMETRIC SHOWER ENCLOSURES

Model	Element	TRANSPARENT GLASS Art. No.
PTJ 80×90 door L on shorter side	PTJ door L	10052000-**XX**-01L
	PTJ walls 80 Z×90 S	10052600-**XX**-01
PTJ 80×90 door R on shorter side	PTJ door R	10052000-**XX**-01R
	PTJ walls 80 Z×90 S	10052600-**XX**-01
PTJ 90×80 door L on longer side	PTJ door L	10052000-**XX**-01L
	PTJ walls 90 Z×80 S	10052300-**XX**-01
PTJ 90×80 door R on longer side	PTJ door R	10052000-**XX**-01R
	PTJ walls 90 Z×80 S	10052300-**XX**-01
PTJ 80×100 door L on shorter side	PTJ door L	10052000-**XX**-01L
	PTJ walls 80 Z×100 S	10052400-**XX**-01
PTJ 80×100 door R on shorter side	PTJ door R	10052000-**XX**-01R
	PTJ walls 80 Z×100 S	10052400-**XX**-01
PTJ 100×80 door L on longer side	PTJ door L	10052000-**XX**-01L
	PTJ walls 100 Z×80 S	10052200-**XX**-01
PTJ 100×80 door R on longer side	PTJ door R	10052000-**XX**-01R
	PTJ walls 100 Z×80 S	10052200-**XX**-01
PTJ 90×100 door L on shorter side	PTJ door L	10052000-**XX**-01L
	PTJ walls 90 Z×100 S	10052800-**XX**-01
PTJ 90×100 door R on shorter side	PTJ door R	10052000-**XX**-01R
	PTJ walls 90 Z×100 S	10052800-**XX**-01
PTJ 100×90 door L on longer side	PTJ door L	10052000-**XX**-01L
	PTJ walls 100 Z×90 S	10052700-**XX**-01
PTJ 100×90 door R on longer side	PTJ door R	10052000-**XX**-01R
	PTJ walls 100 Z×90 S	10052700-**XX**-01

Dimensions are given in mm.

TECHNICAL DRAWINGS

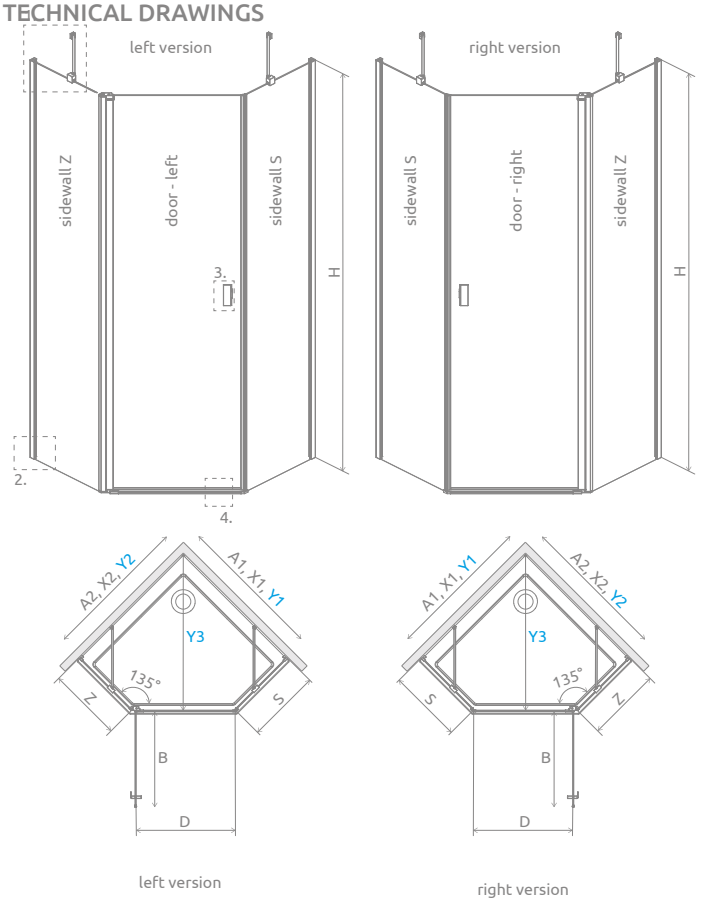

left version

right version

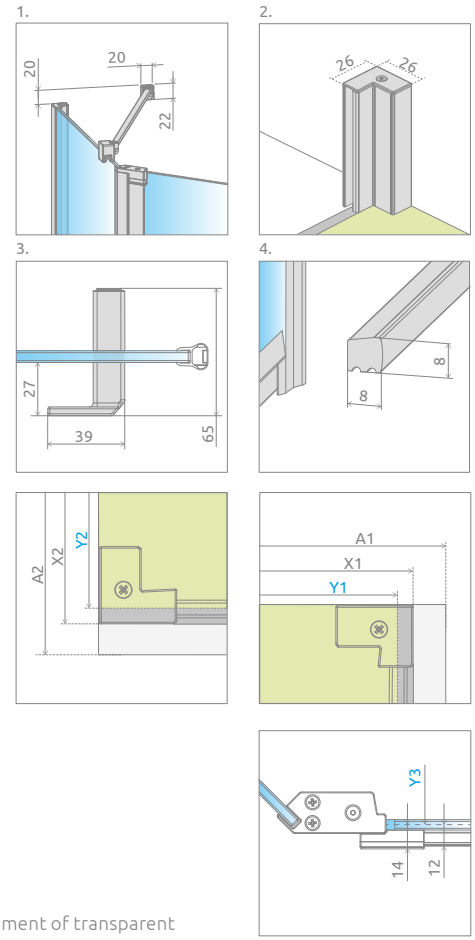



There is a possibility of a paid replacement of transparent gaskets for black gaskets:
– option no.1 – only magnetic gaskets,
– option no. 2 – all gaskets (magnetic, vertical and horizontal).
The selected option must be clearly stated in the order.

Model	A1	A2	X1	X2	Y1	Y2	Y3	B	Z	S	D	H
PTJ 80Z×80S *	800	800	775-790	775-790	770-785	770-785	778-799	577	332-347	334-349	570	2000
PTJ 90Z×90S *	900	900	875-890	875-890	870-885	870-885	920-941	577	432-447	434-449	570	2000
PTJ 100Z×100S	1000	1000	975-990	975-990	970-985	970-985	1061-1082	577	532-547	534-549	570	2000
PTJ 80Z×90S *	800	900	775-790	875-890	770-785	870-885	849-870	577	332-347	434-449	570	2000
PTJ 80Z×100S	800	1000	775-790	975-990	770-785	970-985	920-941	577	332-347	534-549	570	2000
PTJ 90Z×80S *	900	800	875-890	775-790	870-885	770-785	849-870	577	432-447	334-349	570	2000
PTJ 90Z×100S	900	1000	875-890	975-990	870-885	970-985	990-1011	577	432-447	534-549	570	2000
PTJ 100Z×80S	1000	800	975-990	775-790	970-985	770-785	920-941	577	532-547	334-349	570	2000
PTJ 100Z×90S	1000	900	975-990	875-890	970-985	870-885	990-1011	577	532-547	434-449	570	2000

The table of dimensions for installation without a shower tray is available at www.radaway.eu

ADDITIONAL OPTIONS

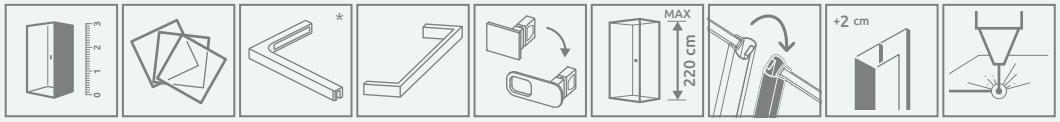

MADE TO MEASURE p. 7 | GLASS VARIANTS p. 11 | STABILIZER L p. 13 | TOWEL HANGER p. 14 | HANDLE EXCHANGE OPTION p. 16 | MAXIMUM HEIGHT p. 16 | GASKETS COLOUR EXCHANGE p. 17 | EXTENSION PROFILES p. 21 | PRINT/ENGRAVING ON GLASS p. 24/28

Extension profiles	Art. No.
Profil +2 cm **	P01-2762000**XX**

In the article number, the symbol XX should be replaced with the symbol of the selected colour. ** possibility of connecting extension profiles

RECOMMENDED SHOWER TRAYS

Kyntos PT | Doros Plus PT | Doros PT | Doros PT Compact | Doros PT E | Doros Plus PT E | Doros PT E Compact



Dimensions are given in mm.

Nes
PTD

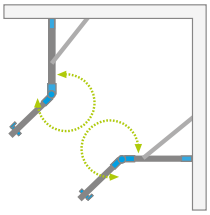



Other colour versions of products from the series can be found on p. 276



Profile finish:

Glossy:



01 Chrome

New



09 Gold

Matte:



54 Black

Brushed:

New



91 Nickel



99 Gold

New



92 GunMetal

New



93 Copper

Shower enclosure set consists of 2 parts: shower doors and walls. Please specify all the article numbers when placing an order.
In the article number, the symbol **XX** should be replaced with the symbol of the selected colour.

SYMMETRIC SHOWER ENCLOSURES

Model	Element	TRANSPARENT GLASS Art. No.
PTD 80×80	PTD door	10051000-**XX**-01
	PTD walls 80 × 80	10051400-**XX**-01
PTD 90×90	PTD door	10051000-**XX**-01
	PTD walls 90 × 90	10051600-**XX**-01
PTD 100×100	PTD door	10051000-**XX**-01
	PTD walls 100 ×100	10051100-**XX**-01

ASYMMETRIC SHOWER ENCLOSURES

Model	Element	TRANSPARENT GLASS Art. No.
PTD 80×90	PTD door	10051000-**XX**-01
	PTD walls 80 × 90	10051200-**XX**-01
PTD 80×100	PTD door	10051000-**XX**-01
	PTD walls 80 × 100	10051300-**XX**-01
PTD 90×100	PTD door	10051000-**XX**-01
	PTD walls 90 × 100	10051500-**XX**-01

Dimensions are given in mm.

TECHNICAL DRAWINGS

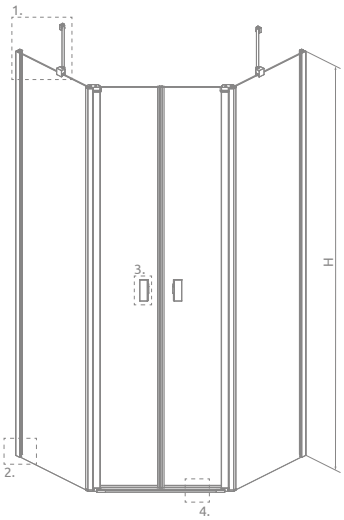

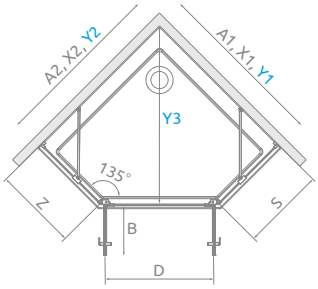

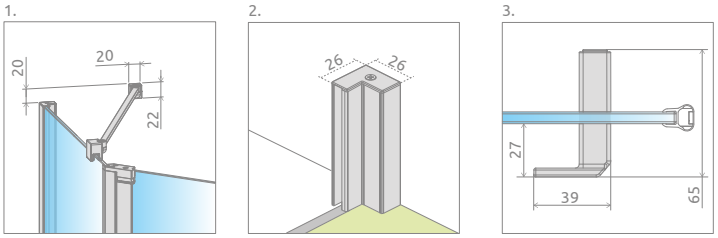

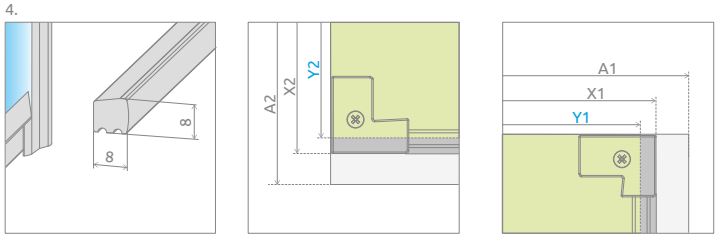



There is a possibility of a paid replacement of transparent gaskets for black gaskets:
– option no.1 – only magnetic gaskets,
– option no. 2 – all gaskets (magnetic, vertical and horizontal).
The selected option must be clearly stated in the order.

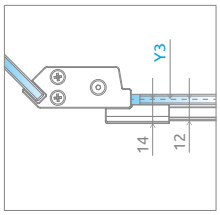

Model	A1	A2	X1	X2	Y1	Y2	Y3	B	Z	S	D	H
PTD 80×80 *	800	800	775-790	775-790	770-785	770-785	778-799	266	332-347	332-347	530	2000
PTD 90×90 *	900	900	875-890	885-900	870-885	870-885	920-941	266	432-447	432-447	530	2000
PTD 100×100	1000	1000	975-990	975-990	970-985	970-985	1061-1082	266	532-547	532-547	530	2000
PTD 80×90 *	800	900	775-790	875-890	770-785	870-885	849-870	266	332-347	432-447	530	2000
PTD 80×100	800	1000	775-790	975-990	770-785	970-985	920-941	266	332-347	532-547	530	2000
PTD 90×80 *	900	800	875-890	775-790	870-885	770-785	849-870	266	432-447	332-347	530	2000
PTD 90×100	900	1000	875-890	975-990	870-885	970-985	990-1011	266	432-447	532-547	530	2000
PTD 100×80	1000	800	975-990	775-790	970-985	770-785	920-941	266	532-547	332-347	530	2000
PTD 100×90	1000	900	975-990	875-890	970-985	870-885	990-1011	266	532-547	432-447	530	2000

The table of dimensions for installation without a shower tray is available at radaway.eu

ADDITIONAL OPTIONS

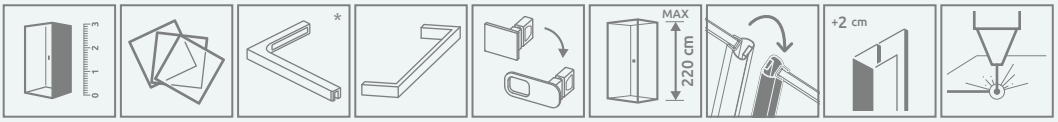

MADE TO MEASURE p. 7 | GLASS VARIANTS p. 11 | STABILIZER L p. 13 | TOWEL HANGER p. 14 | HANDLE EXCHANGE OPTION p. 16 | MAXIMUM HEIGHT p. 16 | GASKETS COLOUR EXCHANGE p. 17 | EXTENSION PROFILES p. 21 | PRINT/ENGRAVING ON GLASS p. 24/28

Extension profiles	Art. No.
 Profil +2 cm **	P01-2762000**XX**

In the article number, the symbol XX should be replaced with the symbol of the selected colour. ** possibility of connecting extension profiles

RECOMMENDED SHOWER TRAYS



Dimensions are given in mm.

Nes 8 DWD+S
Nes DWD+S

Other colour versions of products from the series can be found on p. 276

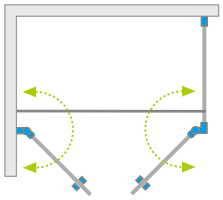

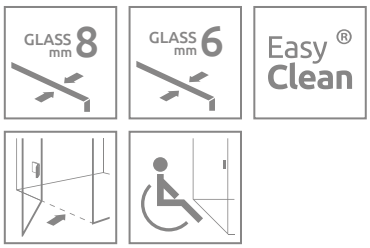



Nes DWD+S + Giaros D

Profile finish:



01 Chrome **54** Black

Shower enclosure set consists of 2 parts: set of doors and sidewall S2. Please specify all the article numbers when making an order.

DOOR

Model	**Nes 8 DWD+S – 8 mm** TRANSPARENT GLASS Art. No.	**Nes DWD+S – 6 mm** TRANSPARENT GLASS Art. No.
DWD+S door 80	10081180-**XX**-01	10034080-**XX**-01
DWD+S door 90	10081190-**XX**-01	10034090-**XX**-01
DWD+S door 100	10081100-**XX**-01	10034100-**XX**-01
DWD+S door 110	10081110-**XX**-01	10034110-**XX**-01
DWD+S door 120	10081120-**XX**-01	10034120-**XX**-01

SIDEWALL S2

Model	**Nes 8 DWD+S – 8 mm** TRANSPARENT GLASS Art. No.	**Nes DWD+S – 6 mm** TRANSPARENT GLASS Art. No.
S2 70	10080070-**XX**-01	10040070-**XX**-01
S2 75	10080075-**XX**-01	10040075-**XX**-01
S2 80	10080080-**XX**-01	10040080-**XX**-01
S2 90	10080090-**XX**-01	10040090-**XX**-01
S2 100	10080100-**XX**-01	10040100-**XX**-01

Dimensions are given in mm.

TECHNICAL DRAWINGS

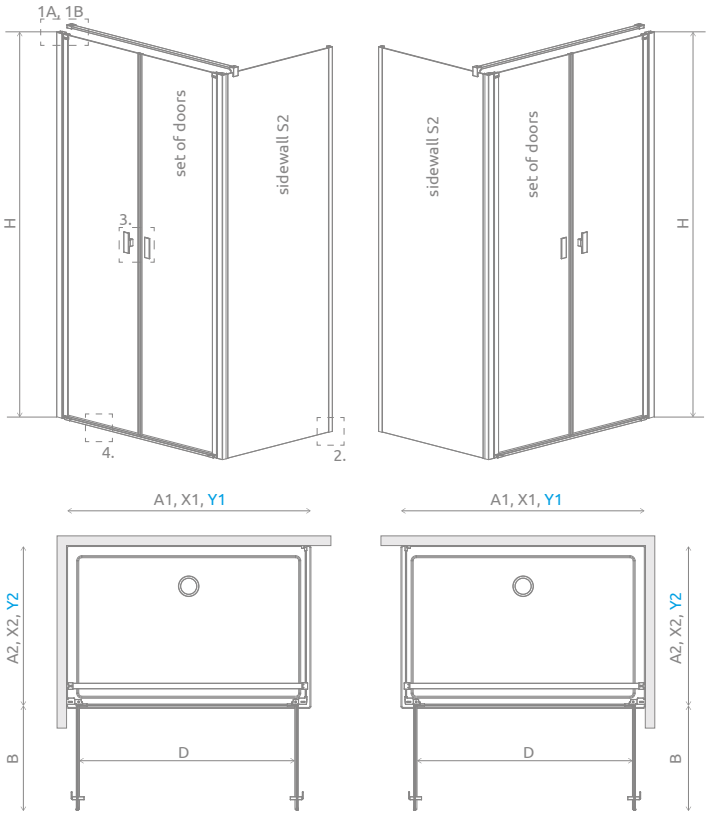

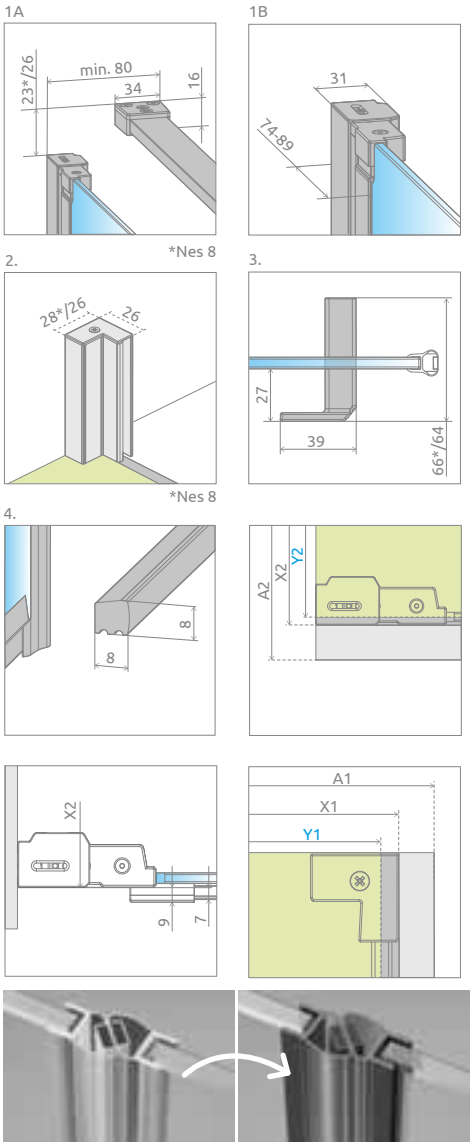

Door	A1	X1	Y1	B	D	H
DWD+S door 80	800	775-790	770-785	320	640	2000
DWD+S door 90	900	875-890	870-885	370	740	2000
DWD+S door 100	1000	975-990	970-985	420	840	2000
DWD+S door 110	1100	1075-1090	1070-1085	470	940	2000
DWD+S door 120	1200	1175-1190	1170-1185	520	1040	2000

Sidewall S2	A2	X2	Y2
S2 70	700	675-690	670-685
S2 75	750	725-740	720-735
S2 80	800	775-790	770-785
S2 90	900	875-890	870-885
S2100	1000	975-990	970-985

There is a possibility of a paid replacement of transparent gaskets for black gaskets:
– option no.1 – only magnetic gaskets,
– option no. 2 – all gaskets (magnetic, vertical and horizontal).
The selected option must be clearly stated in the order.

ADDITIONAL OPTIONS

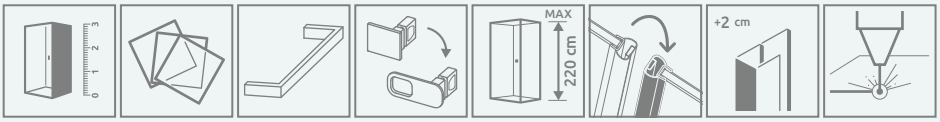

MADE TO MEASURE p. 7 | GLASS VARIANTS p. 11 | TOWEL HANGER p. 14 | HANDLE EXCHANGE OPTION p. 16 | MAXIMUM HEIGHT p. 16 | GASKETS COLOUR EXCHANGE p. 17 | EXTENSION PROFILES p. 21 | PRINT/ENGRAVING ON GLASS p. 24/28

Extension profiles	Art. No.
Profil +2 cm* – Nes 8 – door only, Nes – door and sidewall	P01-2762000**XX**
Profil +2 cm* – Nes 8 – installed only on the side of the sidewall	P01-2802000**XX**

* possibility of connecting extension profiles

RECOMMENDED SHOWER TRAYS

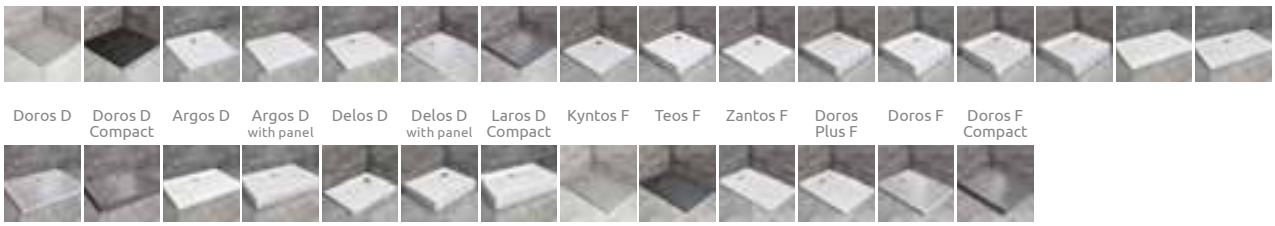

Nes 8 DWD+2S
Nes DWD+2S

Other colour versions of products from the series can be found on p. 276

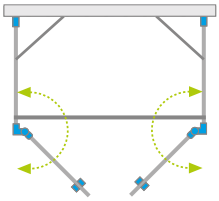

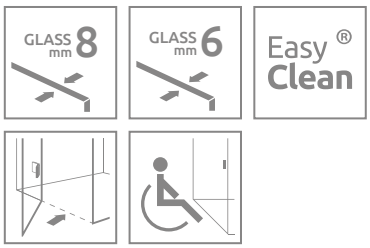



Nes DWD+2S + Giaros D

Profile finish:



01 Chrome **54** Black

Shower enclosure set consists of 3 parts: set of doors and 2 sidewalls S2. Please specify all the article numbers when making an order. In the article number, the symbol **XX** should be replaced with the symbol of the selected colour.

SET OF DOORS

Model	**Nes 8 DWD+2S – 8 mm** TRANSPARENT GLASS Art. No.	**Nes DWD+2S – 6 mm** TRANSPARENT GLASS Art. No.
DWD+2S doors 80	10082180-**XX**-01	10035080-**XX**-01
DWD+2S doors 90	10082190-**XX**-01	10035090-**XX**-01
DWD+2S doors 100	10082100-**XX**-01	10035100-**XX**-01
DWD+2S doors 110	10082110-**XX**-01	10035110-**XX**-01
DWD+2S doors 120	10082120-**XX**-01	10035120-**XX**-01

SIDEWALL S2 (the package includes 1 sidewall, remember to order 2 sidewalls when making an order)

Model	**Nes 8 DWD+2S – 8 mm** TRANSPARENT GLASS Art. No.	**Nes DWD+2S – 6 mm** TRANSPARENT GLASS Art. No.
S2 70	10080070-**XX**-01	10040070-**XX**-01
S2 75	10080075-**XX**-01	10040075-**XX**-01
S2 80	10080080-**XX**-01	10040080-**XX**-01
S2 90	10080090-**XX**-01	10040090-**XX**-01
S2 100	10080100-**XX**-01	10040100-**XX**-01

Dimensions are given in mm.

TECHNICAL DRAWINGS

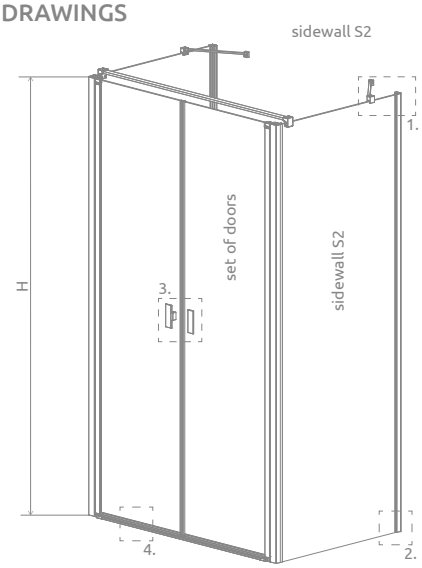

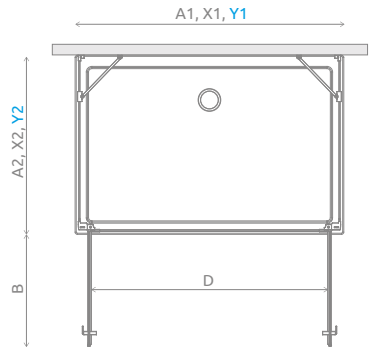

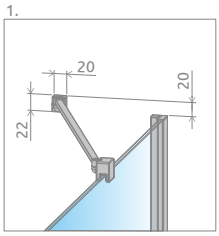

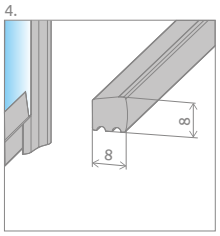

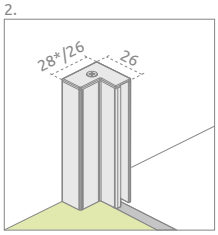

*Nes 8

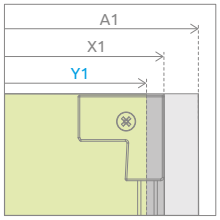

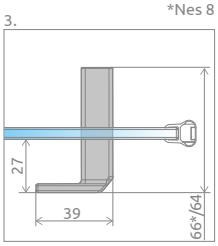

*Nes 8

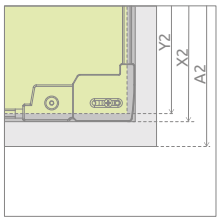

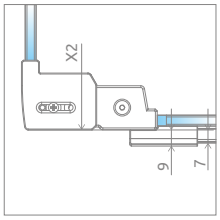

Door	A1	X1	Y1	B	D	H
DWD+2S door 80	800	775	765	320	640	2000
DWD+2S door 90	900	875	865	370	740	2000
DWD+2S door 100	1000	975	965	420	840	2000
DWD+2S door 110	1100	1075	1065	470	940	2000
DWD+2S door 120	1200	1175	1165	520	1040	2000

Sidewall S2	A2	X2	Y2
S2 70	700	675-690	670-685
S2 75	750	725-740	720-735
S2 80	800	775-790	770-785
S2 90	900	875-890	870-885
S2100	1000	975-990	970-985



There is a possibility of a paid replacement of transparent gaskets for black gaskets:
– option no.1 – only magnetic gaskets,
– option no. 2 – all gaskets (magnetic, vertical and horizontal).
The selected option must be clearly stated in the order.

ADDITIONAL OPTIONS

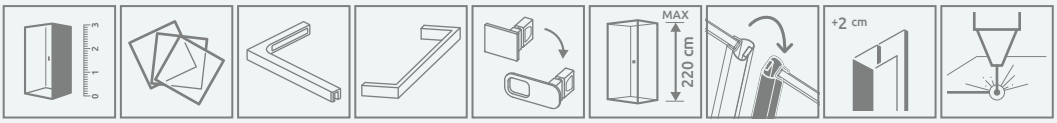

MADE TO MEASURE p. 7 | GLASS VARIANTS p. 11 | STABILIZER L p. 13 | TOWEL HANGER p. 14 | HANDLE EXCHANGE OPTION p. 16 | MAXIMUM HEIGHT p. 16 | GASKETS COLOUR EXCHANGE p. 17 | EXTENSION PROFILES p. 21 | PRINT/ENGRAVING ON GLASS p. 24/28

Extension profiles	Art. No.
Profil +2 cm* (Nes)	P01-2762000**XX**
Profil + 2 cm* (Nes 8)	P01-2802000**XX**

* possibility of connecting extension profiles

RECOMMENDED SHOWER TRAYS



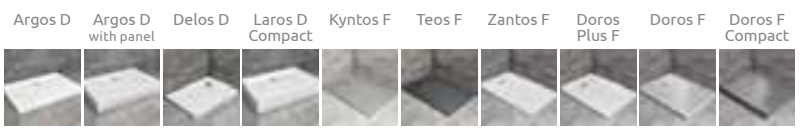

Dimensions are given in mm.

Nes 8 DWJ I*
Nes DWJ I

Other colour versions of products from the series can be found on p. 276

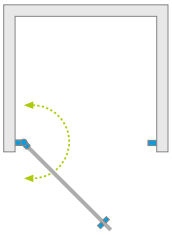

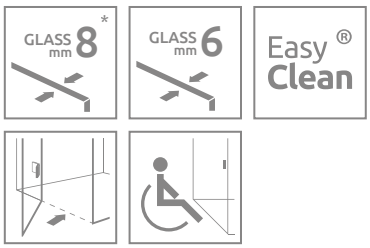



Profile finish:

Glossy:



01 Chrome*



New

09 Gold

Matte:



54 Black*

Brushed:



New

91 Nickel



99 Gold



New

92 GunMetal



New

93 Copper

In the article number, the symbol **XX** should be replaced with the symbol of the selected colour.

Model	**Nes 8 DWJ I – 8 mm** TRANSPARENT GLASS Art. No.	**Nes DWJ I– 6 mm** TRANSPARENT GLASS Art. No.
DWJ I 70 L	10076070-**XX**-01L	10026070-**XX**-01L
DWJ I 70 R	10076070-**XX**-01R	10026070-**XX**-01R
DWJ I 80 L	10076080-**XX**-01L	10026080-**XX**-01L
DWJ I 80 R	10076080-**XX**-01R	10026080-**XX**-01R
DWJ I 90 L	10076090-**XX**-01L	10026090-**XX**-01L
DWJ I 90 R	10076090-**XX**-01R	10026090-**XX**-01R
DWJ I 100 L	10076100-**XX**-01L	10026100-**XX**-01L
DWJ I 100 R	10076100-**XX**-01R	10026100-**XX**-01R

* Nes 8 is only available in chrome and black colour
Dimensions are given in mm.

TECHNICAL DRAWINGS

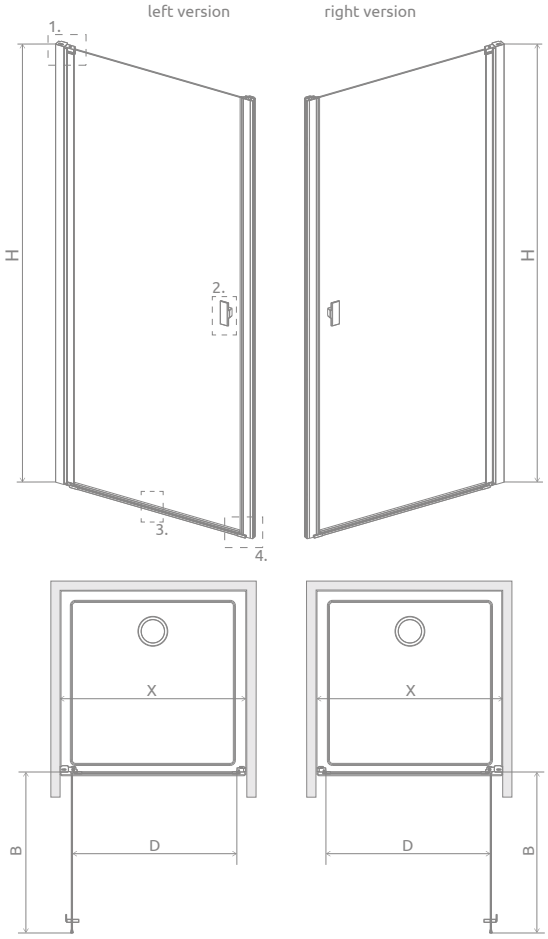

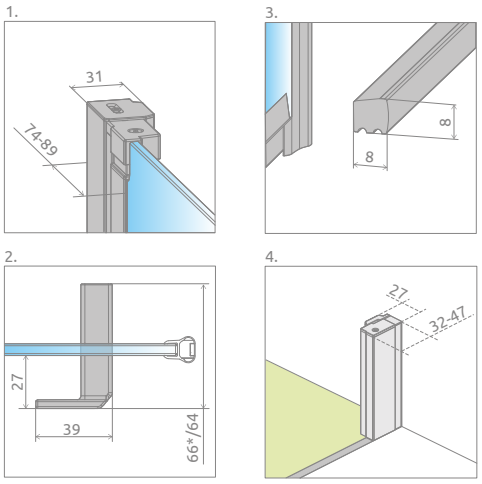

*Nes 8

Model	X	B	D	H
DWJ I 70	680-710	580	580	2000
DWJ I 80	780-810	680	680	2000
DWJ I 90	880-910	780	780	2000
DWJ I 100	980-1010	880	880	2000



There is a possibility of a paid replacement of transparent gaskets for black gaskets:
– option no.1 – only magnetic gaskets,
– option no. 2 – all gaskets (magnetic, vertical and horizontal).
The selected option must be clearly stated in the order.

ADDITIONAL OPTIONS

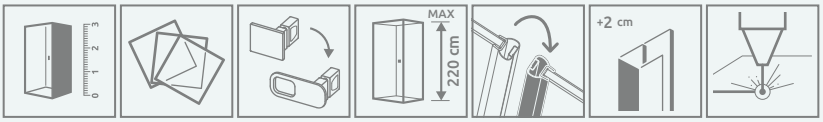

MADE TO MEASURE p. 7 | GLASS VARIANTS p. 11 | HANDLE EXCHANGE OPTION p. 16 | MAXIMUM HEIGHT p. 16 | GASKETS COLOUR EXCHANGE p. 17 | EXTENSION PROFILES p. 21 | PRINT/ENGRAVING ON GLASS p. 24/28

Extension profiles	Art. No.
Profil +2 cm* – it can be mounted only on the side of a profile hinge	P01-2762000**XX**
Profil +2 cm* – it can be mounted only on the side of the magnet-catch profile	P01-2772000**XX**

In the article number, the symbol XX should be replaced with the symbol of the selected colour. * possibility of connecting extension profiles

RECOMMENDED SHOWER TRAYS



Nes 8 DWJ II*
Nes DWJ II

Other colour versions of products from the series can be found on p. 276

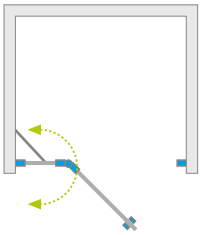

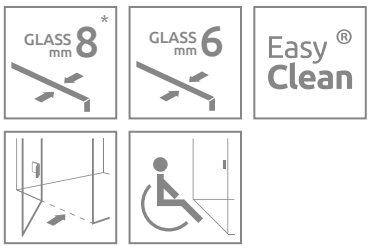



Profile finish:

Glossy:



01 Chrome*



New

09 Gold

Matte:



54 Black*

Brushed:



New

91 Nickel



99 Gold



New

92 GunMetal



New

93 Copper

In the article number, the symbol **XX** should be replaced with the symbol of the selected colour.

Model	**Nes 8 DWJ II – 8 mm** TRANSPARENT GLASS Art. No.	**Nes DWJ II – 6 mm** TRANSPARENT GLASS Art. No.
DWJ II 80 L	10083080-**XX**-01L	10036080-**XX**-01L
DWJ II 80 R	10083080-**XX**-01R	10036080-**XX**-01R
DWJ II 90 L	10083090-**XX**-01L	10036090-**XX**-01L
DWJ II 90 R	10083090-**XX**-01R	10036090-**XX**-01R
DWJ II 100 L	10083100-**XX**-01L	10036100-**XX**-01L
DWJ II 100 R	10083100-**XX**-01R	10036100-**XX**-01R
DWJ II 110 L	10083110-**XX**-01L	10036110-**XX**-01L
DWJ II 110 R	10083110-**XX**-01R	10036110-**XX**-01R
DWJ II 120 L	10083120-**XX**-01L	10036120-**XX**-01L
DWJ II 120 R	10083120-**XX**-01R	10036120-**XX**-01R

* Nes 8 is only available in chrome and black colour
Dimensions are given in mm.

TECHNICAL DRAWINGS

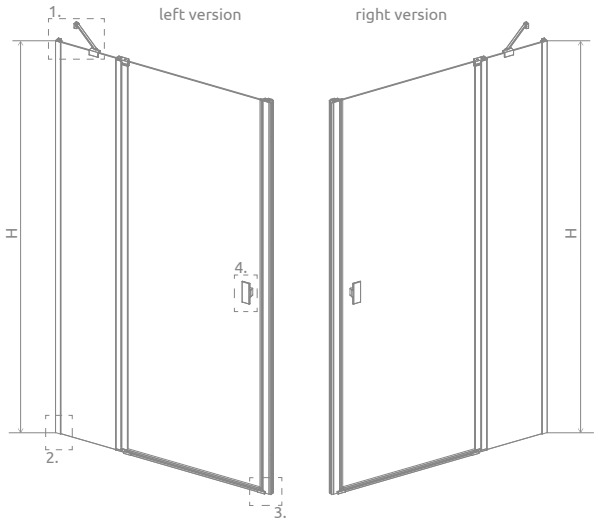

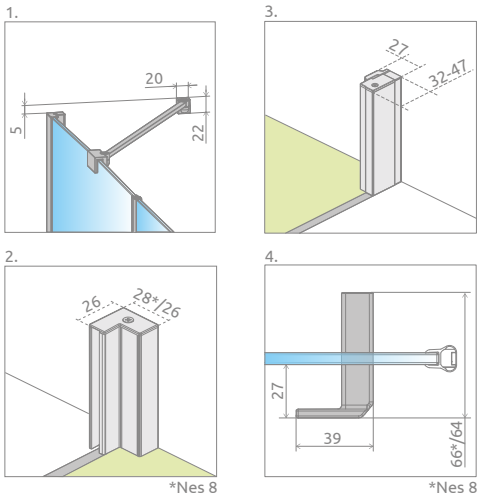

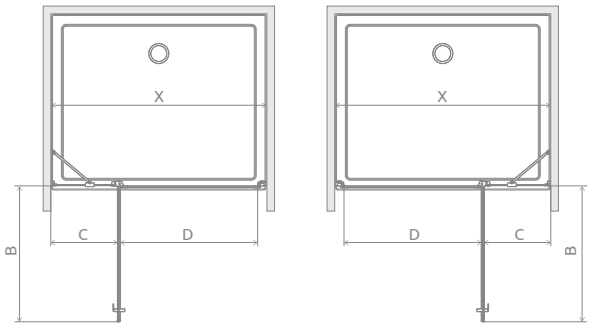

Model	X	B	C	D	H
DWJ II 80	780-810	496	230-245	496	2000
DWJ II 90	880-910	596	230-245	596	2000
DWJ II 100	980-1010	696	230-245	696	2000
DWJ II 110*	1080-1110	696	330-345	696	2000
DWJ II 120*	1180-1210	796	330-345	796	2000



There is a possibility of a paid replacement of transparent gaskets for black gaskets:
– option no.1 – only magnetic gaskets,
– option no. 2 – all gaskets (magnetic, vertical and horizontal).
The selected option must be clearly stated in the order.

ADDITIONAL OPTIONS

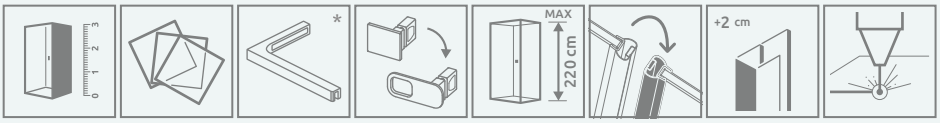

MADE TO MEASURE p. 7 | GLASS VARIANTS p. 11 | STABILIZER L p. 13 | HANDLE EXCHANGE OPTION p. 16 | MAXIMUM HEIGHT p. 16 | GASKETS COLOUR EXCHANGE p. 17 | EXTENSION PROFILES p. 21 | PRINT/ENGRAVING ON GLASS p. 24/28

Extension profiles		Art. No.
	Profil +2 cm** – it can be mounted only on the side of a front wall	Nes 8	P01-2802000**XX**
		Nes	P01-2762000**XX**
	Profil +2 cm** – it can be mounted only on the side of the magnet-catch profile	Nes 8/Nes	P01-2772000**XX**

In the article number, the symbol XX should be replaced with the symbol of the selected colour. ** possibility of connecting extension profiles

RECOMMENDED SHOWER TRAYS



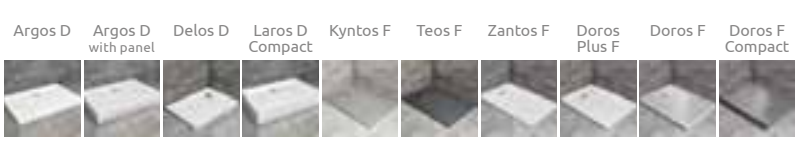

Dimensions are given in mm.

Nes 8 DWS*
Nes DWS

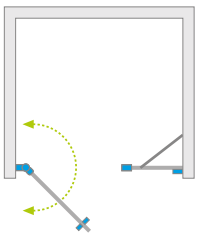

Easy® Clean

GLASS 8 mm* | GLASS 6 mm



Profile finish:

Glossy:



01 Chrome*

New



09 Gold



54 Black*

Matte:

Brushed:

New



91 Nickel



99 Gold

New



92 GunMetal

New



93 Copper

Other colour versions of products from the series can be found on p. 276



Nes DWS + Teos F

Nes 8 DWS – (chrome or black) consists of 2 parts: door and wall. Nes DWS can be ordered in various combinations of door and wall sizes. For Nes 6, only one article number needs to be provided. In the article number, the symbol **XX** should be replaced with the symbol of the selected colour.

NES 8 – DOOR

Model	**Nes 8 DWS – 8 mm** TRANSPARENT GLASS Art. No.
Door 55 L	10078090-**XX**-01L
Door 55 R	10078090-**XX**-01R
Door 65 L	10078100-**XX**-01L
Door 65 R	10078100-**XX**-01R
Door 75 L	10078110-**XX**-01L
Door 75 R	10078110-**XX**-01R
Door 85 L	10078120-**XX**-01L
Door 85 R	10078120-**XX**-01R

NES 8 – FRONT WALL

(universal for all profile colours)

Model	**Nes 8 DWS – 8 mm** TRANSPARENT GLASS Art. No.
Front wall 35	10078111-01-01
Front wall 45	10078112-01-01
Front wall 55	10078113-01-01

NES

Model	**Nes DWS – 6 mm** TRANSPARENT GLASS Art. No.
DWS 90 L	10028090-**XX**-01L
DWS 90 R	10028090-**XX**-01R
DWS 100 L	10028100-**XX**-01L
DWS 100 R	10028100-**XX**-01R
DWS 110 L	10028110-**XX**-01L
DWS 110 R	10028110-**XX**-01R
DWS 120 L	10028120-**XX**-01L
DWS 120 R	10028120-**XX**-01R
DWS 130 L	10028130-**XX**-01L
DWS 130 R	10028130-**XX**-01R
DWS 140 L	10028140-**XX**-01L
DWS 140 R	10028140-**XX**-01R

* Nes 8 is only available in chrome and black colour
Dimensions are given in mm.

TECHNICAL DRAWINGS

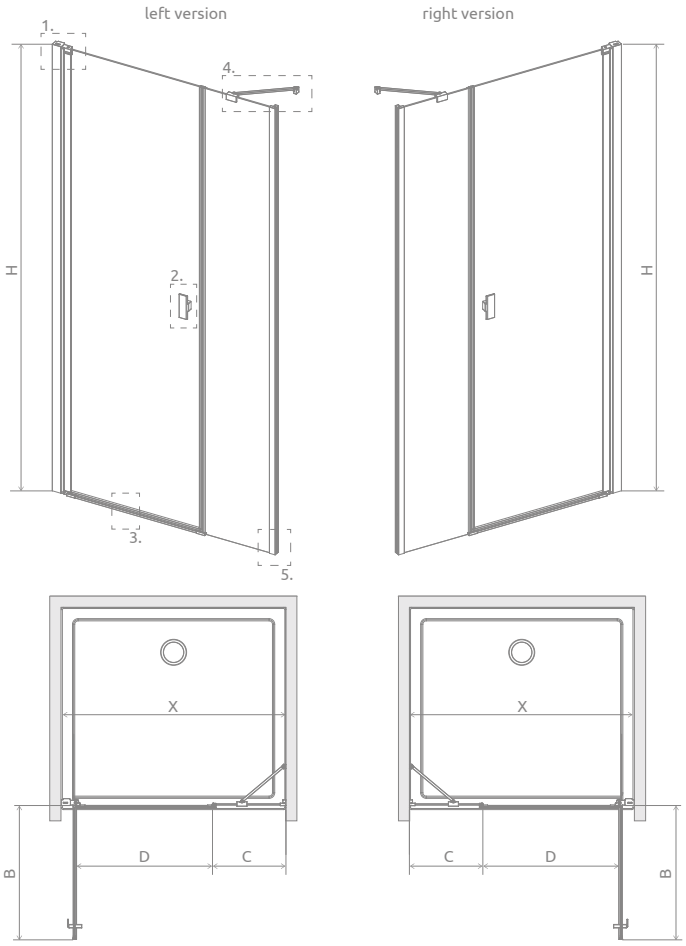

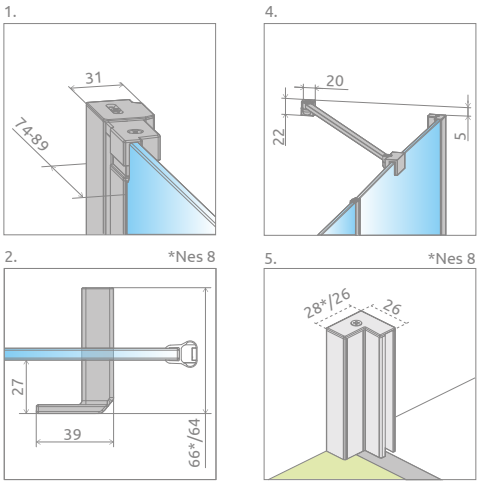

Nes 8 – Model	Variant W1	Variant W2	Variant W3
DWS 90	Door 55 Wall 35*		
DWS 100	Door 65 Wall 35*	Door 55 Wall 45*	
DWS 110	Door 75 Wall 35*	Door 65 Wall 45*	Door 55 Wall 55
DWS 120	Door 85 Wall 35*	Door 75 Wall 45*	Door 65 Wall 55
DWS 130		Door 85 Wall 45	Door 75 Wall 55
DWS 140			Door 85 Wall 55

Nes – Model	X	B	C	D	H
DWS 90*	880-910	496	317-332	496	2000
DWS 100*	980-1010	596	317-332	596	2000
DWS 110*	1080-1110	696	317-332	696	2000
DWS 120*	1180-1210	696	417-432	696	2000
DWS 130	1280-1310	696	517-532	696	2000
DWS 140	1380-1410	796	517-532	796	2000

Nes 8 Model	Variant	X	B	C	D	H
DWS 90	W1	880-910	495	319-334	495	2000
DWS 100	W1	980-1010	595	319-334	595	2000
DWS 100	W2	980-1010	495	419-434	495	2000
DWS 110	W1	1080-1110	695	319-334	695	2000
DWS 110	W2	1080-1110	595	419-434	595	2000
DWS 110	W3	1080-1110	495	519-534	495	2000
DWS 120	W1	1180-1210	795	319-334	795	2000
DWS 120	W2	1180-1210	695	419-434	695	2000
DWS 120	W3	1180-1210	595	519-534	595	2000
DWS 130	W2	1280-1310	795	419-434	795	2000
DWS 130	W3	1280-1310	695	519-534	695	2000
DWS 140	W3	1380-1410	795	519-534	795	2000

ADDITIONAL OPTIONS

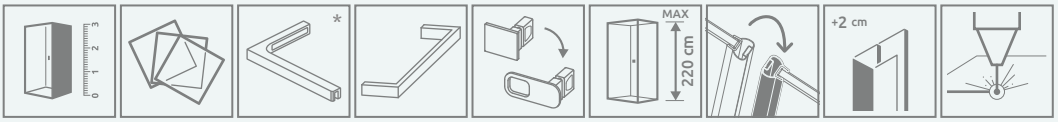

MADE TO MEASURE p. 7 | GLASS VARIANTS p. 11 | STABILIZER L p. 13 | TOWEL HANGER p. 14 | HANDLE EXCHANGE OPTION p. 16 | MAXIMUM HEIGHT p. 16 | GASKETS COLOUR EXCHANGE p. 17 | EXTENSION PROFILES p. 21 | PRINT/ENGRAVING ON GLASS p. 24/28

Extension profiles	Art. No.
Profil +2 cm** – Nes 8 – door only, Nes – door and front wall	P01-2762000**XX**
Profil +2 cm** – Nes 8 – installed only on the side of the front wall	P01-2802000**XX**

In the article number, the symbol XX should be replaced with the symbol of the selected colour. ** possibility of connecting extension profiles

RECOMMENDED SHOWER TRAYS



Dimensions are given in mm.

New

Nes 8 DWS B*
Nes DWS B

Other colour versions of products from the series can be found on p. 276

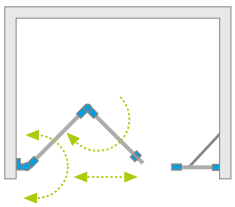




Nes DWSB + Doros D

Profile finish:

Glossy:


01 Chrome*


09 Gold

Matte:


54 Black*

Brushed:


91 Nickel


99 Gold


92 GunMetal


93 Copper

Shower enclosure set consists of 2 parts: door and front wall. Please specify all the article numbers when making an order.
In the article number, the symbol **XX** should be replaced with the symbol of the selected colour.

DOOR

Model	**Nes 8 DWS B – 8 mm** TRANSPARENT GLASS Art. No.	**Nes DWS B – 6 mm** TRANSPARENT GLASS Art. No.
DWS B door 650 L	10064650-**XX**-01L	10044650-**XX**-01L
DWS B door 650 R	10064650-**XX**-01R	10044650-**XX**-01R
DWS B door 750 L	10064750-**XX**-01L	10044750-**XX**-01L
DWS B door 750 R	10064750-**XX**-01R	10044750-**XX**-01R
DWS B door 850 L	10064850-**XX**-01L	10044850-**XX**-01L
DWS B door 850 R	10064850-**XX**-01R	10044850-**XX**-01R
DWS B door 950 L	10064950-**XX**-01L	10044950-**XX**-01L
DWS B door 950 R	10064950-**XX**-01R	10044950-**XX**-01R

FRONT WALL (universal for all profile colours)

Model	**Nes 8 DWS B – 8 mm** TRANSPARENT GLASS Art. No.	**Nes DWS B – 6 mm** TRANSPARENT GLASS Art. No.
Front wall 250	10065250-01-01	10045250-01-01
Front wall 350	10065350-01-01	10045350-01-01
Front wall 450	10065450-01-01	10045450-01-01
Front wall 550	10065550-01-01	10045550-01-01

* Nes 8 is only available in chrome and black colour ** as standard from August 1, 2025
Dimensions are given in mm.

TECHNICAL DRAWINGS

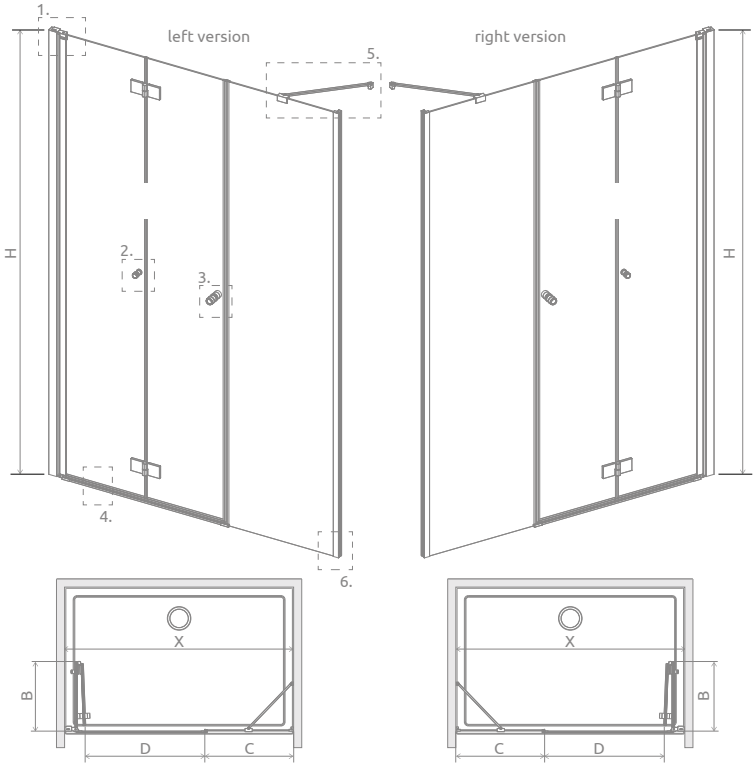

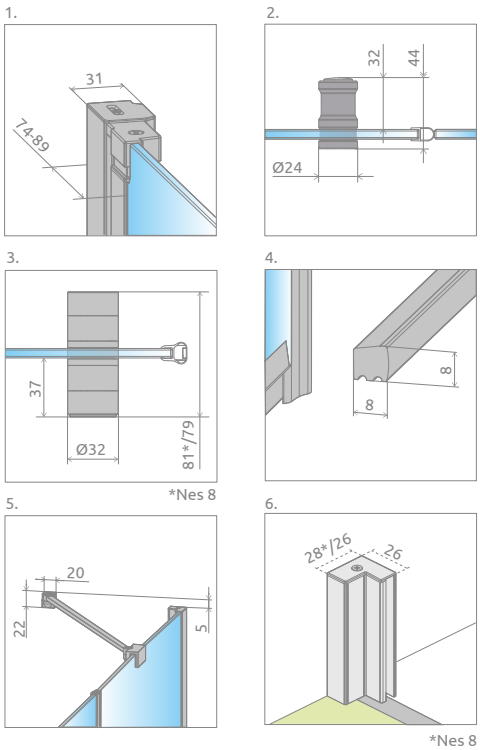

Model	Variant	W1	W2	W3	W4
Model	DWS B 90	Door 65			
		Wall 25			
	DWS B 100	Door 75	Door 65		
		Wall 25	Wall 35*		
	DWS B 110	Door 85	Door 75	Door 65	
		Wall 25	Wall 35*	Wall 45*	
	DWS B 120	Door 95	Door 85	Door 75	Door 65
		Wall 25	Wall 35*	Wall 45*	Wall 55
	DWS B 130		Door 95	Door 85	Door 75
			Wall 35	Wall 45	Wall 55
	DWS B 140			Door 95	Door 85
				Wall 45	Wall 55
	DWS B 150				Door 95
					Wall 55

Model	Variant	X	B	C	D	H
DWS B 90	W1	880-910	327	233-248	534	2000
DWS B 100	W1	980-1010	377	233-248	634	2000
DWS B 100	W2	980-1010	327	333-348	534	2000
DWS B 110	W1	1080-1110	427	233-248	734	2000
DWS B 110	W2	1080-1110	377	333-348	634	2000
DWS B 110	W3	1080-1110	327	433-448	534	2000
DWS B 120	W1	1180-1210	477	233-248	834	2000
DWS B 120	W2	1180-1210	427	333-348	734	2000
DWS B 120	W3	1180-1210	377	433-448	634	2000
DWS B 120	W4	1180-1210	327	533-548	534	2000
DWS B 130	W2	1280-1310	477	333-348	834	2000
DWS B 130	W3	1280-1310	427	433-448	734	2000
DWS B 130	W4	1280-1310	377	533-548	634	2000
DWS B 140	W3	1380-1410	477	433-448	834	2000
DWS B 140	W4	1380-1410	427	533-548	734	2000
DWS B 150	W4	1480-1510	477	533-548	834	2000

ADDITIONAL OPTIONS

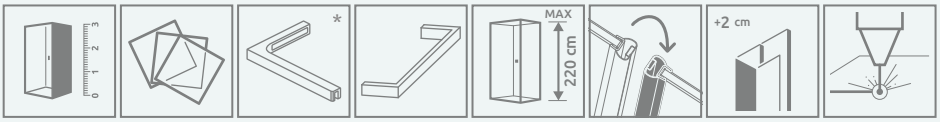

MADE TO MEASURE p. 7 | GLASS VARIANTS p. 11 | STABILIZER L p. 13 | TOWEL HANGER p. 14 | MAXIMUM HEIGHT p. 16 | GASKETS COLOUR EXCHANGE p. 17 | EXTENSION PROFILES p. 21 | PRINT/ENGRAVING ON GLASS p. 24/28

Extension profiles	Art. No.
Profil +2 cm** – Nes 8 – door only, Nes – door and front wall	P01-2762000**XX**
Profil +2 cm** – Nes 8 – installed only on the side of the front wall	P01-2802000**XX**

In the article number, the symbol XX should be replaced with the symbol of the selected colour. ** possibility of connecting extension profiles

RECOMMENDED SHOWER TRAYS



Dimensions are given in mm.

Nes 8 DWJS*
Nes DWJS

Other colour versions of products from the series can be found on p. 276

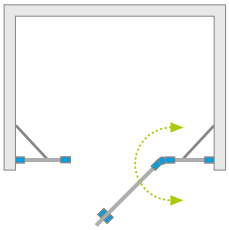

GLASS 8 mm * | GLASS 6 mm | Easy Clean ®





Profile finish:

Glossy:



01 Chrome*

New



09 Gold

Matte:



54 Black*

Brushed:

New



91 Nickel



99 Gold

New



92 GunMetal

New



93 Copper

In the article number, the symbol **XX** should be replaced with the symbol of the selected colour.

DOOR

Model	Element	**Nes 8 DWJS – 8 mm** TRANSPARENT GLASS Art. No.	**Nes DWJS – 6 mm** TRANSPARENT GLASS Art. No.
DWJS 120 L	Door 590 L	10084590-**XX**-01L	10038120-**XX**-01L
	Wall 610	10084610-**XX**-01	
DWJS 120 R	Door 590 R	10084590-**XX**-01R	10038120-**XX**-01R
	Wall 610	10084610-**XX**-01	
DWJS 130 L	Door 690 L	10084690-**XX**-01L	10038130-**XX**-01L
	Wall 610	10084610-**XX**-01	
DWJS 130 R	Door 690 R	10084690-**XX**-01R	10038130-**XX**-01R
	Wall 610	10084610-**XX**-01	
DWJS 140 L	Door 790 L	10084790-**XX**-01L	10038140-**XX**-01L
	Wall 610	10084610-**XX**-01	
DWJS 140 R	Door 790 R	10084790-**XX**-01R	10038140-**XX**-01R
	Wall 610	10084610-**XX**-01	

* Nes 8 is only available in chrome and black colour
Dimensions are given in mm.

TECHNICAL DRAWINGS

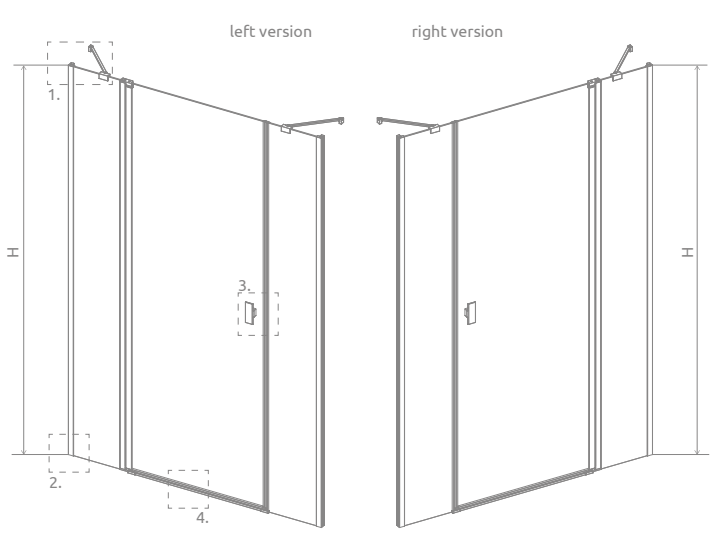

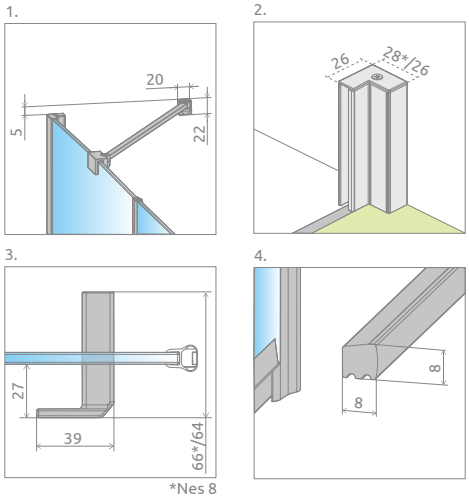

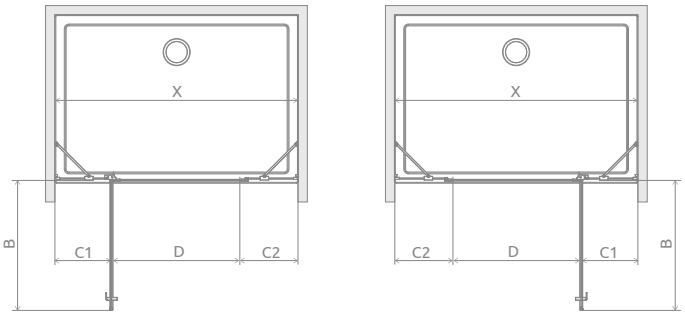



There is a possibility of a paid replacement of transparent gaskets for black gaskets:
– option no.1 – only magnetic gaskets,
– option no. 2 – all gaskets (magnetic, vertical and horizontal).
The selected option must be clearly stated in the order.

Model	X	B	C1	C2	D	H
DWJS 120	1180 -1210	596	286-301	274-289	596	2000
DWJS 130	1280 -1310	696	286-301	274-289	696	2000
DWJS 140	1380 -1410	796	286-301	274-289	796	2000

ADDITIONAL OPTIONS

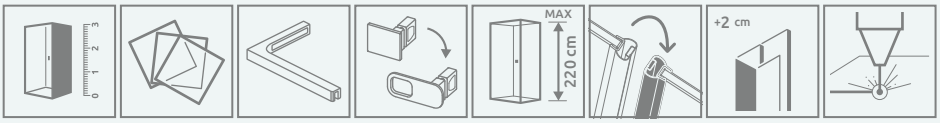

MADE TO MEASURE p. 7 | GLASS VARIANTS p. 11 | STABILIZER L p. 13 | HANDLE EXCHANGE OPTION p. 16 | MAXIMUM HEIGHT p. 16 | GASKETS COLOUR EXCHANGE p. 17 | EXTENSION PROFILES p. 21 | PRINT/ENGRAVING ON GLASS p. 24/28

Extension profiles	Art. No.
Profil +2 cm* (Nes)	P01-2762000**XX**
Profil + 2 cm* (Nes 8)	P01-2802000**XX**

In the article number, the symbol XX should be replaced with the symbol of the selected colour. * possibility of connecting extension profiles

RECOMMENDED SHOWER TRAYS



Dimensions are given in mm.

Nes 8 DWB*
Nes DWB

Other colour versions of products from the series can be found on p. 276

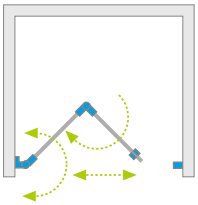




Nes DWB + Kyntos C

Profile finish:

Glossy:


01 Chrome*



09 Gold

Matte:


54 Black*

Brushed:



91 Nickel


99 Gold



92 GunMetal



93 Copper

In the article number, the symbol **XX** should be replaced with the symbol of the selected colour.

Model	**Nes 8 DWB – 8 mm** TRANSPARENT GLASS Art. No.	**Nes DWB– 6 mm** TRANSPARENT GLASS Art. No.
DWB 70 L	10079070-**XX**-01L	10029070-**XX**-01L
DWB 70 R	10079070-**XX**-01R	10029070-**XX**-01R
DWB 80 L	10079080-**XX**-01L	10029080-**XX**-01L
DWB 80 R	10079080-**XX**-01R	10029080-**XX**-01R
DWB 90 L	10079090-**XX**-01L	10029090-**XX**-01L
DWB 90 R	10079090-**XX**-01R	10029090-**XX**-01R

* Nes 8 is only available in chrome and black colour ** as standard from August 1, 2025
Dimensions are given in mm.

TECHNICAL DRAWINGS

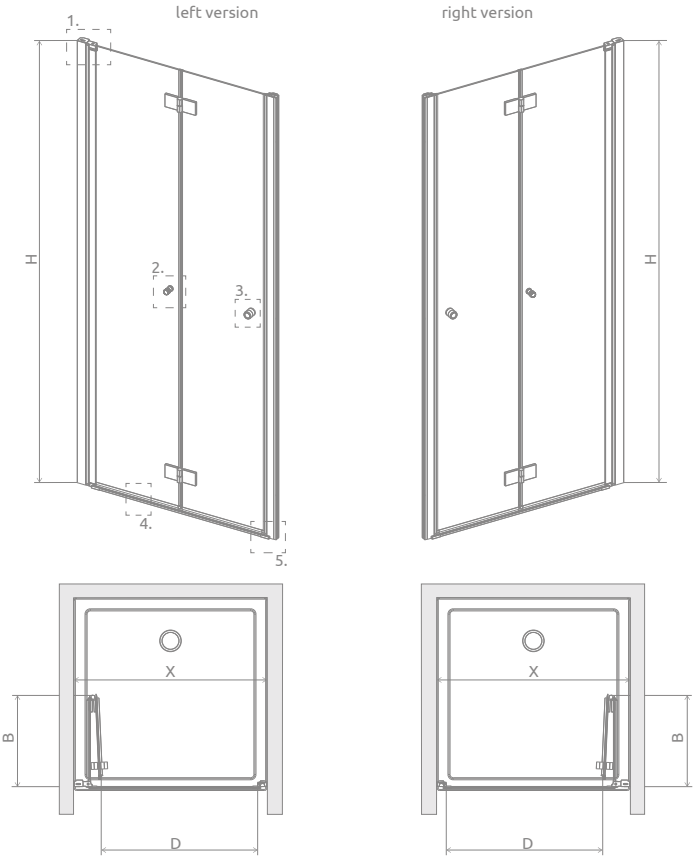

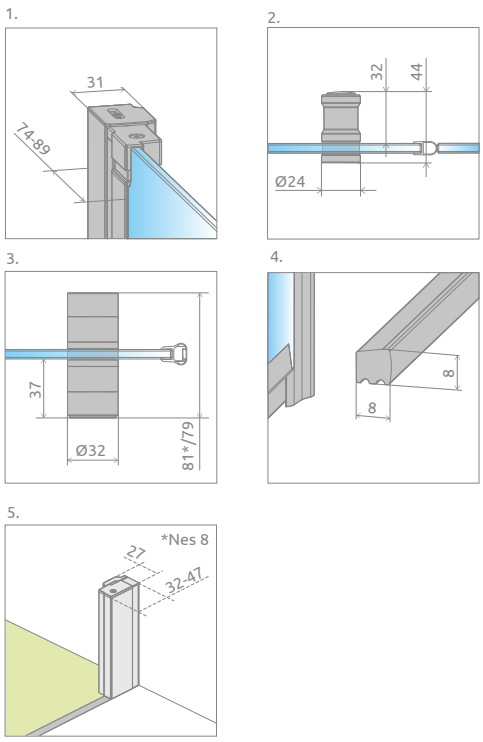



There is a possibility of a paid replacement of transparent gaskets (magnetic, vertical and horizontal) for black gaskets. This option should be clearly stated in the order.

Model	X	B	D	H
DWB 70	680-710	327	534	2000
DWB 80	780-810	377	634	2000
DWB 90	880-910	427	734	2000

ADDITIONAL OPTIONS

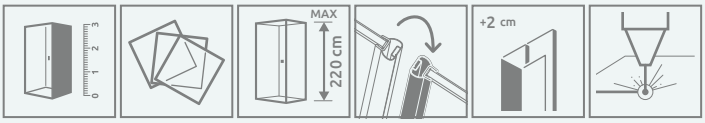

MADE TO MEASURE p. 7 | GLASS VARIANTS p. 11 | MAXIMUM HEIGHT p. 16 | GASKETS COLOUR EXCHANGE p. 17 | EXTENSION PROFILES p. 21 | PRINT/ENGRAVING ON GLASS p. 24/28

Extension profiles	Art. No.
Profil + 2 cm* – it can be mounted only on the side of a profile hinge	P01-2762000**XX**
Profil + 2 cm* – it can be mounted only on the side of the magnet-catch profile	P01-2772000**XX**

In the article number, the symbol XX should be replaced with the symbol of the selected colour. * possibility of connecting extension profiles

RECOMMENDED SHOWER TRAYS



Dimensions are given in mm.

Nes 8 DWD I*
Nes DWD I

Other colour versions of products from the series can be found on p. 276

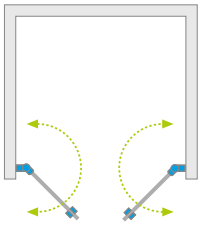

GLASS 8 mm * | GLASS 6 mm | Easy ® Clean

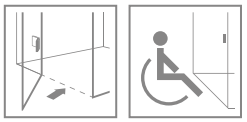

Profile finish:

Glossy:



01 Chrome* **09** Gold **54** Black*

Brushed:



91 Nickel **99** Gold **92** GunMetal **93** Copper



Nes DWD I + Giaros D

Nes 8 DWD I consists of 2 parts: left and right. Please specify both article numbers when placing an order. Doors can be ordered in two same sizes or with different dimensions, if the situation in the bathroom requires it. On the next page you will find the possible combinations of the sizes. In the article number, the symbol **XX** should be replaced with the symbol of the selected colour.

LEFT PART

Model	**Nes 8 DWD I – 8 mm** TRANSPARENT GLASS Art. No.
DWD I 35 L	10077035-**XX**-01L
DWD I 40 L	10077040-**XX**-01L
DWD I 45 L	10077045-**XX**-01L
DWD I 50 L	10077050-**XX**-01L
DWD I 55 L	10077055-**XX**-01L
DWD I 60 L	10077060-**XX**-01L

RIGHT PART

Model	**Nes DWD I – 8 mm** TRANSPARENT GLASS Art. No.
DWD I 35 R	10077035-**XX**-01R
DWD I 40 R	10077040-**XX**-01R
DWD I 45 R	10077045-**XX**-01R
DWD I 50 R	10077050-**XX**-01R
DWD I 55 R	10077055-**XX**-01R
DWD I 60 R	10077060-**XX**-01R

Nes DWD I: consists of 1 part, including both doors.

Model	**Nes DWD I – 6 mm** TRANSPARENT GLASS Art. No.
DWD I 70	10027070-**XX**-01
DWD I 80	10027080-**XX**-01
DWD I 90	10027090-**XX**-01
DWD I 100	10027100-**XX**-01
DWD I 110	10027110-**XX**-01
DWD I 120	10027120-**XX**-01

* Nes 8 is only available in chrome and black colour
Dimensions are given in mm.

TECHNICAL DRAWINGS

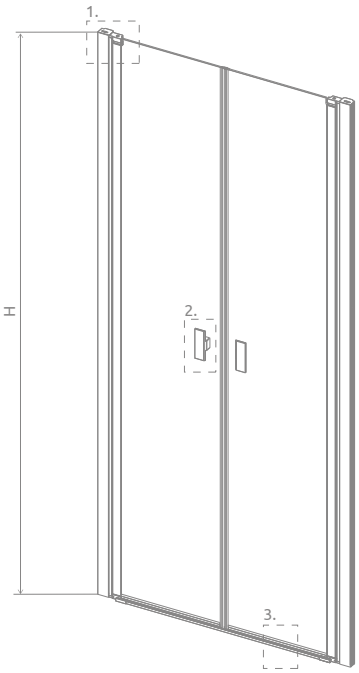

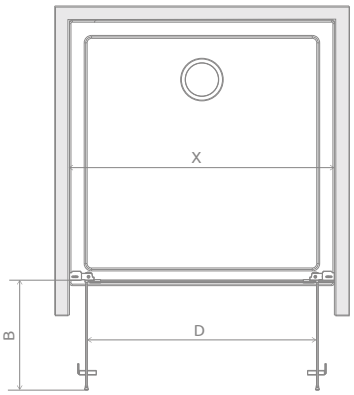

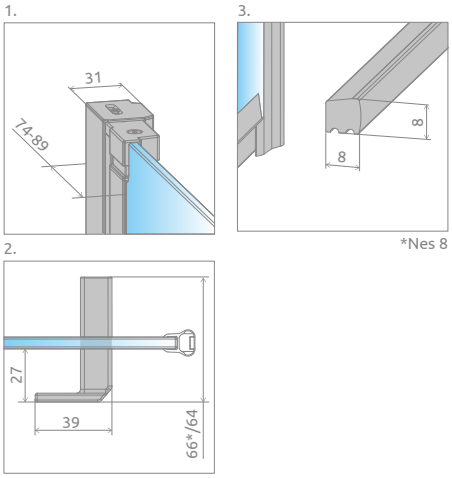



There is a possibility of a paid replacement of transparent gaskets for black gaskets:
– option no.1 – only magnetic gaskets,
– option no. 2 – all gaskets (magnetic, vertical and horizontal).
The selected option must be clearly stated in the order.

SYMMETRIC SHOWER ENCLOSURES (NES 8, NES)

Model	X	B1	B2	D	H
DWD I 35L+35R/70	680-710	273	273	546	2000
DWD I 40L+40R/80	780-810	323	323	646	2000
DWD I 45L+45R/90	880-910	373	373	746	2000
DWD I 50L+50R/100	980-1010	423	423	846	2000
DWD I 55L+55R/110	1080-1110	473	473	946	2000
DWD I 60L+60R/120	1180-1210	523	523	1046	2000

ASYMMETRIC SHOWER ENCLOSURES (NES 8)

Model	X	B1	B2	D	H
DWD I 35L+40R	730-760	273	323	596	2000
DWD I 35L+45R	780-810	273	373	646	2000
DWD I 35L+50R	830-860	273	423	696	2000
DWD I 35L+55R	880-910	273	473	746	2000
DWD I 35L+60R	930-960	273	523	796	2000
DWD I 40L+35R	730-760	323	273	596	2000
DWD I 40L+45R	830-860	323	373	696	2000
DWD I 40L+50R	880-910	323	423	746	2000
DWD I 40L+55R	930-960	323	473	796	2000
DWD I 40L+60R	980-1010	323	523	846	2000

Model	X	B1	B2	D	H
DWD I 45L+35R	780-810	373	273	646	2000
DWD I 45L+40R	830-860	373	323	696	2000
DWD I 45L+50R	930-960	373	423	796	2000
DWD I 45L+55R	980-1010	373	473	846	2000
DWD I 45L+60R	1030-1060	373	523	896	2000
DWD I 50L+35R	830-860	423	273	696	2000
DWD I 50L+40R	880-910	423	323	746	2000
DWD I 50L+45R	930-960	423	373	796	2000
DWD I 50L+55R	1030-1060	423	473	896	2000
DWD I 50L+60R	1080-1110	423	523	946	2000
DWD I 55L+35R	880-910	473	273	746	2000
DWD I 55L+40R	930-960	473	323	796	2000
DWD I 55L+45R	980-1010	473	373	846	2000
DWD I 55L+50R	1030-1060	473	423	896	2000
DWD I 55L+60R	1130-1160	473	523	996	2000
DWD I 60L+35R	930-960	523	273	796	2000
DWD I 60L+40R	980-1010	523	323	846	2000
DWD I 60L+45R	1030-1060	523	373	896	2000
DWD I 60L+50R	1080-1110	523	423	946	2000
DWD I 60L+55R	1130-1160	523	473	996	2000

ADDITIONAL OPTIONS

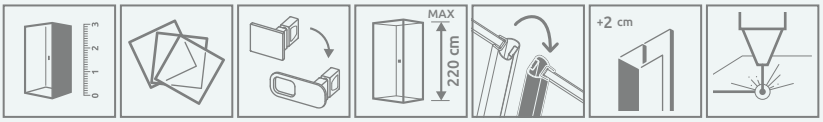

MADE TO MEASURE p. 7 | GLASS VARIANTS p. 11 | HANDLE EXCHANGE OPTION p. 16 | MAXIMUM HEIGHT p. 16 | GASKETS COLOUR EXCHANGE p. 17 | EXTENSION PROFILES p. 21 | PRINT/ENGRAVING ON GLASS p. 24/28

Extension profiles	Art. No.
 Profil +2 cm* (Nes)	P01-2762000**XX**

In the article number, the symbol XX should be replaced with the symbol of the selected colour. * possibility of connecting extension profiles

RECOMMENDED SHOWER TRAYS

Kyntos C | Teos C | Zantos C | Giaros C | Doros Plus C | Doros C | Doros C Compact | Delos C | Argos C | Argos C with panel | Siros C | Siros C Compact | Giaros D | Doros Plus D | Doros D | Doros D Compact



Argos D | Argos D with panel | Delos D | Laros D Compact | Kyntos F | Teos F | Zantos F | Doros Plus F | Doros F | Doros F Compact



Dimensions are given in mm.

Nes 8 DWD II*
Nes DWD II

Other colour versions of products from the series can be found on p. 276

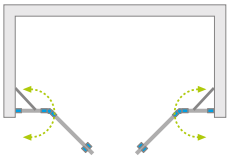

GLASS 8 mm *

GLASS 6 mm

Easy ® Clean



Profile finish:

Glossy:



01 Chrome*

New



09 Gold

Matte:



54 Black*

Brushed:

New



91 Nickel



99 Gold

New



92 GunMetal

New



93 Copper



Shower enclosure set consists of 2 parts: set of doors and set of front walls. Please specify all the article numbers when making an order. Enclosure can be ordered in various combinations of doors and front walls sizes, depending on the situation in the bathroom. On the next page you will find possible variants of dimensions. In the article number, the symbol **XX** should be replaced with the symbol of the selected colour.

SET OF DOORS

Model	**Nes 8 DWD II – 8 mm** TRANSPARENT GLASS Art. No.	**Nes DWD II– 6 mm** TRANSPARENT GLASS Art. No.
DWD II door 730	10081073-**XX**-01	10037073-**XX**-01
DWD II door 830	10081083-**XX**-01	10037083-**XX**-01
DWD II door 930	10081093-**XX**-01	10037093-**XX**-01
DWD II door 1030	10081030-**XX**-01	10037103-**XX**-01

SET OF WALLS

Model	**Nes 8 DWD II – 8 mm** TRANSPARENT GLASS Art. No.	**Nes DWD II– 6 mm** TRANSPARENT GLASS Art. No.
DWD II walls 570	10080157-**XX**-01	10041057-**XX**-01
DWD II walls 670	10080167-**XX**-01	10041067-**XX**-01
DWD II walls 770	10080177-**XX**-01	10041077-**XX**-01
DWD II walls 870	10080187-**XX**-01	10041087-**XX**-01
DWD II walls 970	10080197-**XX**-01	10041097-**XX**-01

* Nes 8 is only available in chrome and black colour
Dimensions are given in mm.

TECHNICAL DRAWINGS

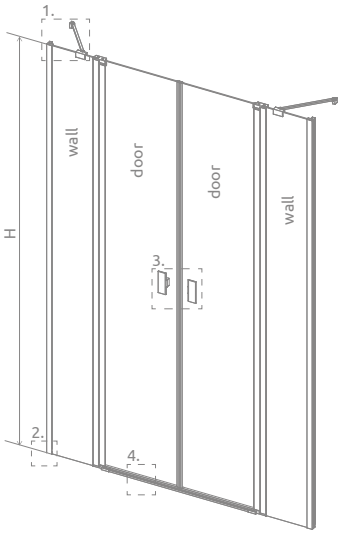

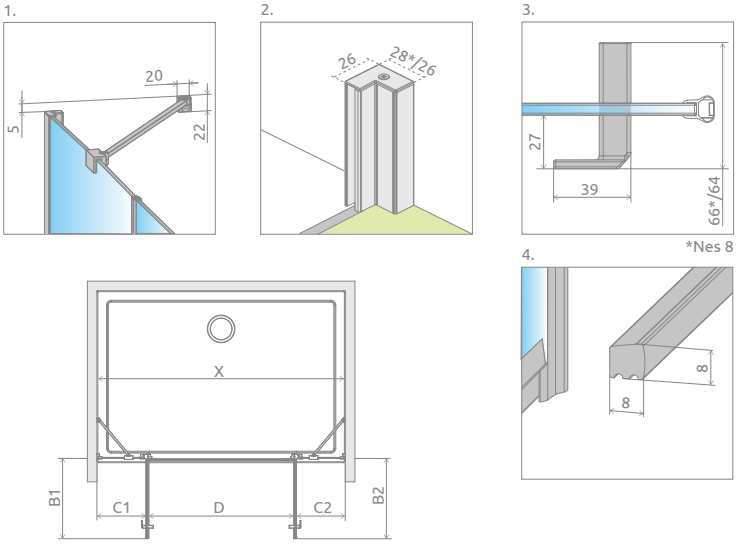

Model		Variant			
		W1	W2	W3	W4
Model	DWD 130	Door G 730 Walls 570			
	DWD 140	Door G 830 Walls 570	Door G 730 Walls 670*		
	DWD 150	Door G 930 Walls 570	Door G 830 Walls 670 *	Door G 730 Walls 770 *	
	DWD 160	Door G 1030 Walls 570	Door G 930 Walls 670 *	Door G 830 Walls 770 *	Door G 730 Walls 870 *
	DWD 170	Door G 1030 Walls 670 *	Door G 930 Walls 770 *	Door G 830 Walls 870 *	Door G 730 Walls 970 *
	DWD 180	Door G 1030 Walls 770 *	Door G 930 Walls 870 *	Door G 830 Walls 970 *	
	DWD 190	Door G 1030 Walls 870 *	Door G 930 Walls 970 *		
	DWD 200	Door G 1030 Walls 970 *			

Model	Variant	X	B1	B2	C1	C2	D	H
DWD 130	W1	1280-1310	370	370	248-263	248-263	740	2000
DWD 140	W1	1380-1410	420	420	248-263	248-263	840	2000
DWD 140	W2	1380-1410	370	370	298-313	298-313	740	2000
DWD 150	W1	1480-1510	470	470	248-263	248-263	940	2000
DWD 150	W2	1480-1510	420	420	298-313	298-313	840	2000
DWD 150	W3	1480-1510	370	370	348-363	348-363	740	2000
DWD 160	W1	1580-1610	520	520	248-263	248-263	1040	2000
DWD 160	W2	1580-1610	470	470	298-313	298-313	940	2000
DWD 160	W3	1580-1610	420	420	348-363	348-363	840	2000
DWD 160	W4	1580-1610	370	370	398-413	398-413	740	2000
DWD 170	W1	1680-1710	520	520	298-313	298-313	1040	2000
DWD 170	W2	1680-1710	470	470	348-363	348-363	940	2000
DWD 170	W3	1680-1710	420	420	398-413	398-413	840	2000
DWD 170	W4	1680-1710	370	370	448-463	448-463	740	2000
DWD 180	W1	1780-1810	520	520	348-363	348-363	1040	2000
DWD 180	W2	1780-1810	470	470	398-413	398-413	940	2000
DWD 180	W3	1780-1810	420	420	448-463	448-463	840	2000
DWD 190	W1	1880-1910	520	520	398-413	398-413	1040	2000
DWD 190	W2	1880-1910	470	470	448-463	448-463	940	2000
DWD 200	W1	1980-2010	520	520	448-463	448-463	1040	2000

ADDITIONAL OPTIONS

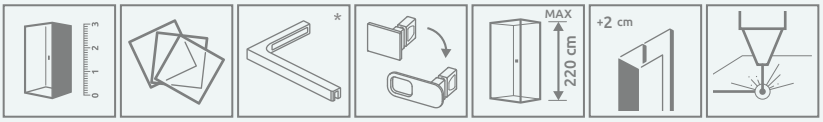

MADE TO MEASURE p. 7 | GLASS VARIANTS p. 11 | STABILIZER L p. 13 | HANDLE EXCHANGE OPTION p. 16 | MAXIMUM HEIGHT p. 16 | EXTENSION PROFILES p. 21 | PRINT/ENGRAVING ON GLASS p. 24/28

Extension profiles	Art. No.
Profil +2 cm** (Nes)	P01-2762000**XX**
Profil + 2 cm** (Nes 8)	P01-2802000**XX**

In the article number, the symbol XX should be replaced with the symbol of the selected colour. ** possibility of connecting extension profiles

RECOMMENDED SHOWER TRAYS



Dimensions are given in mm.



Nes PDD I

Nes PDD II

Catalogue cards of this models are available at **www.radaway.eu**



Nes 8 Black KDD I Frame

Nes Black KDD I Frame

Catalogue cards of this models are available at **www.radaway.eu**



Nes 8 Black KDD I Factory

Nes Black KDD I Factory

Catalogue cards of this models are available at **www.radaway.eu**





Nes 8 Black DWJ I Frame

Nes Black DWJ I Frame

Catalogue cards of this models are available at **www.radaway.eu**



Nes 8 Black DWJ I Factory

Nes Black DWJ I Factory

Catalogue cards of this models are available at **www.radaway.eu**



Nes Brushed Gold Walk-in KDD B

p. 68

Nes Brushed Copper KDJ I

p. 230



Nes Brushed Copper KDJ B

p. 236



Nes Brushed Gold KDJ B

p. 236





Nes Brushed Copper KDJ II

p. 234



Nes Brushed GunMetal KDJ II

p. 234



Nes Brushed Gold KDD B

p. 242

Nes Brushed Copper KDD I

p. 238



Nes Brushed Copper KDS I

p. 248



Nes Brushed GunMetal KDS I

p. 248





Nes Brushed Gold PTD

p. 254



New

Nes Gold DWS

p. 264



New

Nes Brushed Copper DWS B

p. 264

Nes Brushed Nickel DWJ I

p. 272



Nes Brushed GunMetal DWJS

p. 268



Nes Gold DWJS

p. 268





Nes Brushed Gold DWD II

p. 268



New

Nes Brushed Nickel DWJS

p. 268



New

Nes Brushed GunMetal DWD I

p. 272

EOS



Tempered safety glass, thickness: 6 mm, compliant with PN:EN 12150:1



Solid support bars ensure stable construction of shower enclosure



Tempered safety glass 6 mm



Wall hingers with up and down mechanism

Easy® Clean

Glass protected with EasyClean® coating



Ergonomic handle



An adjustment mechanism which allows to compensate for wall irregularities (10 mm)



Gaskets ensuring leak proof performance

STANDARD GLASS FINISH



01 Transparent

PROFILE FINISH



01 Chrome

POSSIBILITY OF MOUNTING WITHOUT A THRESHOLD STRIP



More details in the assembly instructions.



The shape of the threshold enables water to drain off to the inside

ADDITIONAL OPTIONS



GLASS VARIANTS

Product is available in several glass variants.
Details on p. 11.

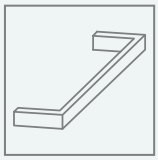

TOWEL HANGER

Possibility to order a rail hanger, ideal for hanging a towel.
Details on p. 14.



EXTENSION PROFILES

If you can not find suitable shower enclosure or shower door for your bathroom, then you can use extension profiles. Information about the profiles can be found on the page of particular model of the cabin.

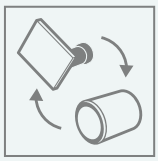

POSSIBILITY OF PAID CONVERSION OF THE HANDLES

Please note it clearly in the order and specify the article number of appropriate handle.
Details on p. 16.



MADE TO MEASURE

Products marked with this pictogram are available in our "made to measure" programme eg. with non-standard dimensions, with slants, cutouts for the seat or bath. Details on p. 7 or on our website www.radaway.eu

Made to measure
radaway

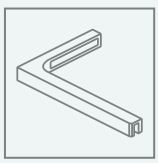

STABILIZER L (SL)

Possibility of replacing the stabilization method with stabilizer L (SL) for a fee. The stabilizer should be ordered together with the shower enclosure – please contact the Customer Service Department.
Details on p. 13.



Eos

Walk-in 70
PDD I 314
PDD II 314
KDJ I 286
KDJ II 288
KDS I 314
KDS II 290
KDJ B 292
KDD I 294
KDD II 296
KDD B 298
DWD+S 300
DWD+2S 302
DWJ I 304
DWJ II 306
DWS 308
DWJS 315
DWB 310
DWD I 312
DWD II 315
PNJ I 383
PND I 314
PND II 314
PNW 395

Eos
KDJ I

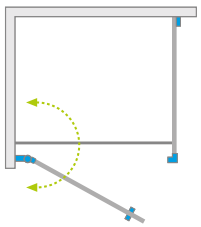









Eos KDJ I + Kyntos C

Profile finish:



01 Chrome

Model	Tray width **(A1×A2)**	Dimension to the glass panel axis **(Y1×Y2)**	TRANSPARENT GLASS Art. No.
KDJ I 80 L*×80	800×800	775-785 × 763-778	137513-01-01L
KDJ I 80 R*×80	800×800	775-785 × 763-778	137513-01-01R
KDJ I 80 L*×100	800×1000	775-785 × 963-978	137543-01-01L
KDJ I 80 R*×100	800×1000	775-785 × 963-978	137543-01-01R
KDJ I 90 L*×90	900×900	875-885 × 863-878	137503-01-01L
KDJ I 90 R*×90	900×900	875-885 × 863-878	137503-01-01R
KDJ I 90 L*×100	900×1000	875-885 × 963-978	137533-01-01L
KDJ I 90 R*×100	900×1000	875-885 × 963-978	137533-01-01R
KDJ I 100 L*×100	1000×1000	975-985 × 963-978	137523-01-01L
KDJ I 100 R*×100	1000×1000	975-985 × 963-978	137523-01-01R

* door dimension

Dimensions are given in mm.

TECHNICAL DRAWINGS

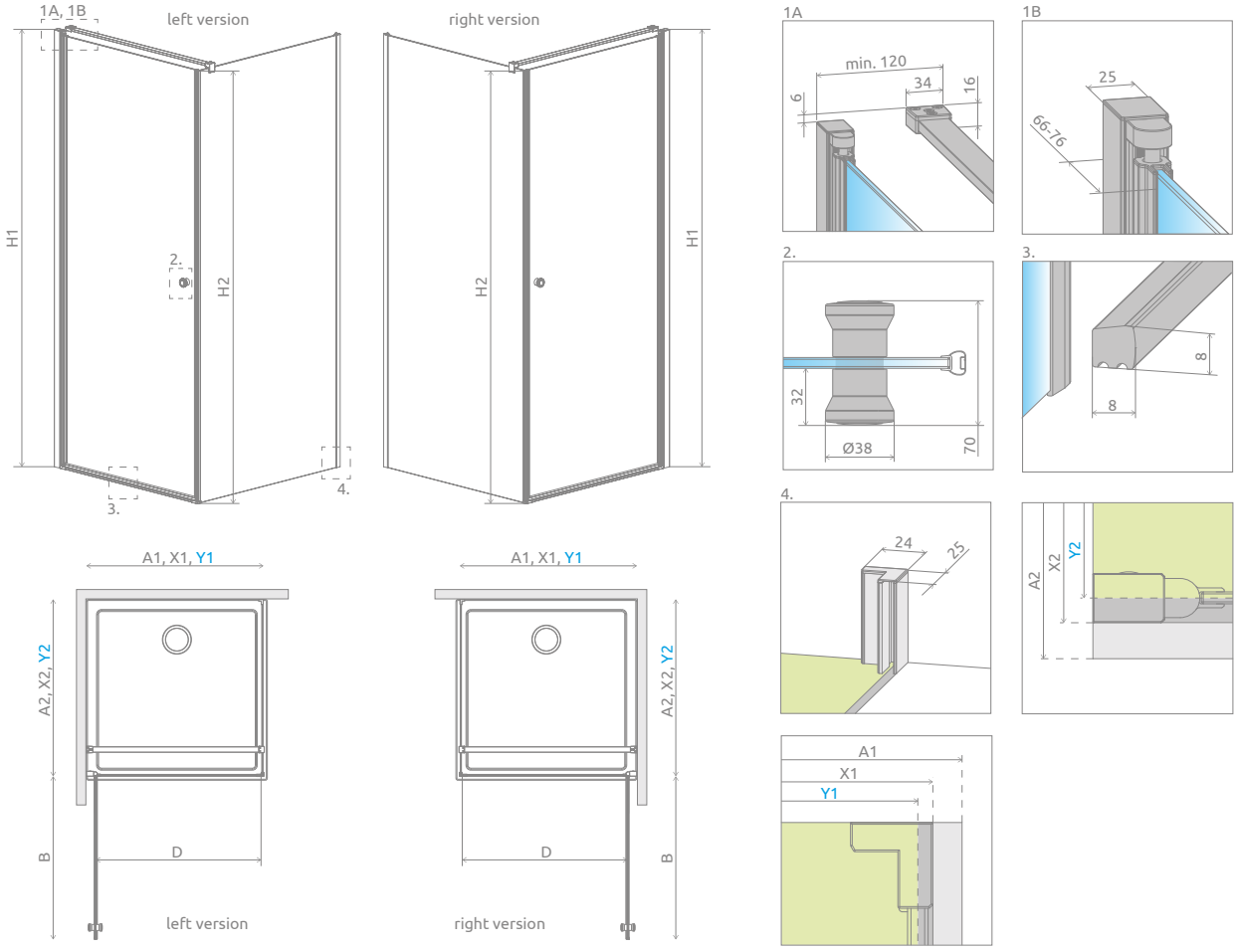

Model	A1	A2	X1	X2	Y1	Y2	B	D	H1	H2
KDJ I 80×80	800	800	780-790	775-790	775-785	763-778	710	715	1970	1950
KDJ I 80×100	800	1000	780-790	975-990	775-785	963-978	710	715	1970	1950
KDJ I 90×90	900	900	880-890	875-890	875-885	863-878	810	815	1970	1950
KDJ I 90×100	900	1000	880-890	975-990	875-885	963-978	810	815	1970	1950
KDJ I 100×100	1000	1000	980-990	975-990	975-985	963-978	910	915	1970	1950

ADDITIONAL OPTIONS

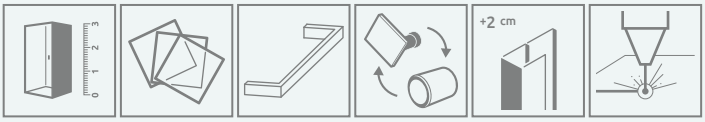

MADE TO MEASURE p. 7 | GLASS VARIANTS p. 11 | TOWEL HANGER p. 14 | HANDLE EXCHANGE OPTION p. 16 | EXTENSION PROFILES p. 21 | PRINT/ENGRAVING ON GLASS p. 24/28

Extension profiles		Art. No.
	Profil U +2 cm – it can be mounted only on the side of a tubular hinge	P01-137197001
	Profil U +2 cm – it can be installed only on the side of the sidewall	P01-284195001

RECOMMENDED SHOWER TRAYS

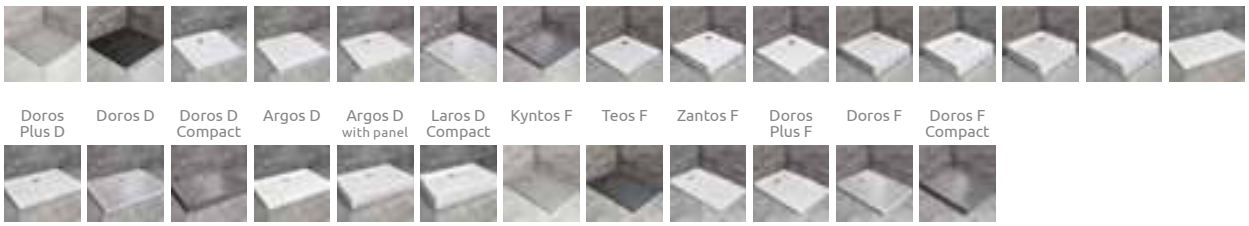

Dimensions are given in mm.

Eos
KDJ II

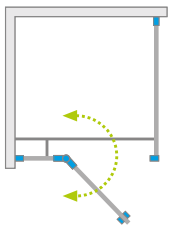









Eos KDJ II + Kyntos C

Profile finish:



01 Chrome

Shower enclosure set consists of 2 parts: door and sidewall. Please specify both article numbers when making an order.

DOOR

Model	Tray width **(A1)**	Dimension to the glass panel axis **(Y1)**	TRANSPARENT GLASS Art. No.
KDJ II door 80 L	800	770-785	13799420-01L
KDJ II door 80 R	800	770-785	13799420-01R
KDJ II door 90 L	900	870-885	13799421-01L
KDJ II door 90 R	900	870-885	13799421-01R
KDJ II door 100 L	1000	970-985	13799422-01L
KDJ II door 100 R	1000	970-985	13799422-01R
KDJ II door 110 L	1100	1070-1085	13799423-01L
KDJ II door 110 R	1100	1070-1085	13799423-01R
KDJ II door 120 L	1200	1170-1185	13799424-01L
KDJ II door 120 R	1200	1170-1185	13799424-01R

SIDEWALL S1

Model	Tray width **(A2)**	Dimension to the glass panel axis **(Y2)**	TRANSPARENT GLASS Art. No.
S1 70	700	670-685	13799408-01
S1 75	750	720-735	13799409-01
S1 80	800	770-785	13799410-01
S1 90	900	870-885	13799411-01
S1 100	1000	970-985	13799412-01

Dimensions are given in mm.

TECHNICAL DRAWINGS

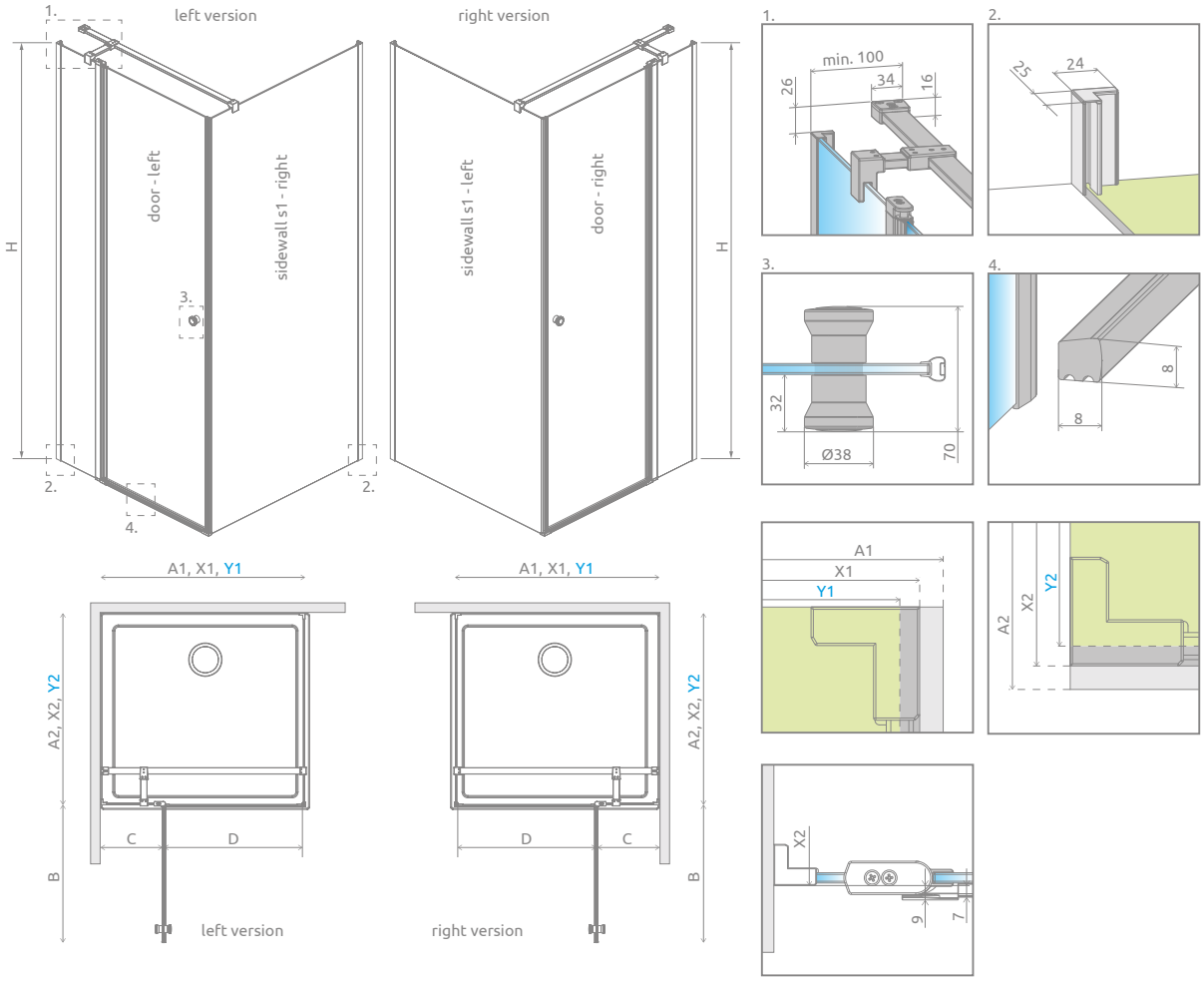

Door	A1	X1	Y1	B	C	D	H
KDJ II door 80	800	775-790	770-785	495	260-275	490	1950
KDJ II door 90	900	875-890	870-885	595	260-275	590	1950
KDJ II door 100	1000	975-990	970-985	695	260-275	690	1950
KDJ II door 110	1100	1075-1090	1070-1085	695	360-375	690	1950
KDJ II door 120	1200	1175-1190	1170-1185	795	360-375	790	1950

Sidewall S1	A2	X2	Y2
S1 70	700	675-690	670-685
S1 75	750	725-740	720-735
S1 80	800	775-790	770-785
S1 90	900	875-890	870-885
S1 100	1000	975-990	970-985

ADDITIONAL OPTIONS

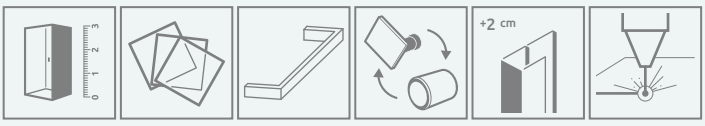

MADE TO MEASURE p. 7 | GLASS VARIANTS p. 11 | TOWEL HANGER p. 14 | HANDLE EXCHANGE OPTION p. 16 | EXTENSION PROFILES p. 21 | PRINT/ENGRAVING ON GLASS p. 24/28

Extension profiles		Art. No.	Cena brutto
	Profil U +2 cm	P01-284195001	240

RECOMMENDED SHOWER TRAYS

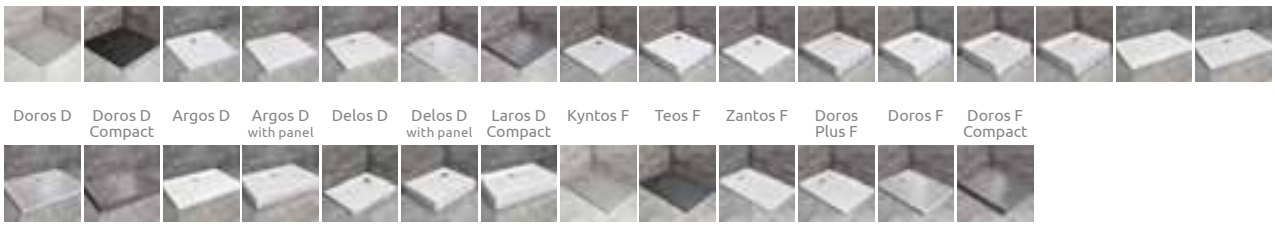

Dimensions are given in mm.

Eos
KDS II

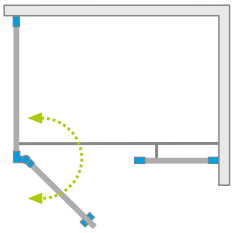









Eos KDS II + Kyntos F

Profile finish:



01 Chrome

Shower enclosure set consists of 2 parts: door and sidewall. Please specify both article numbers when making an order.

DOOR

Model	Tray width **(A1)**	Dimension to the glass panel axis **(Y1)**	TRANSPARENT GLASS Art. No.
KDS II door 90 L	900	870-885	13799481-01L
KDS II door 90 R	900	870-885	13799481-01R
KDS II door 100 L	1000	970-985	13799482-01L
KDS II door 100 R	1000	970-985	13799482-01R
KDS II door 110 L	1100	1070-1085	13799483-01L
KDS II door 110 R	1100	1070-1085	13799483-01R
KDS II door 120 L	1200	1170-1185	13799484-01L
KDS II door 120 R	1200	1170-1185	13799484-01R

SIDEWALL S2

Model	Tray width **(A2)**	Dimension to the glass panel axis **(Y2)**	TRANSPARENT GLASS Art. No.
S2 70	700	670-685	13799428-01
S2 75	750	720-735	13799429-01
S2 80	800	770-785	13799430-01
S2 90	900	870-885	13799431-01
S2 100	1000	970-985	13799432-01

Dimensions are given in mm.

TECHNICAL DRAWINGS

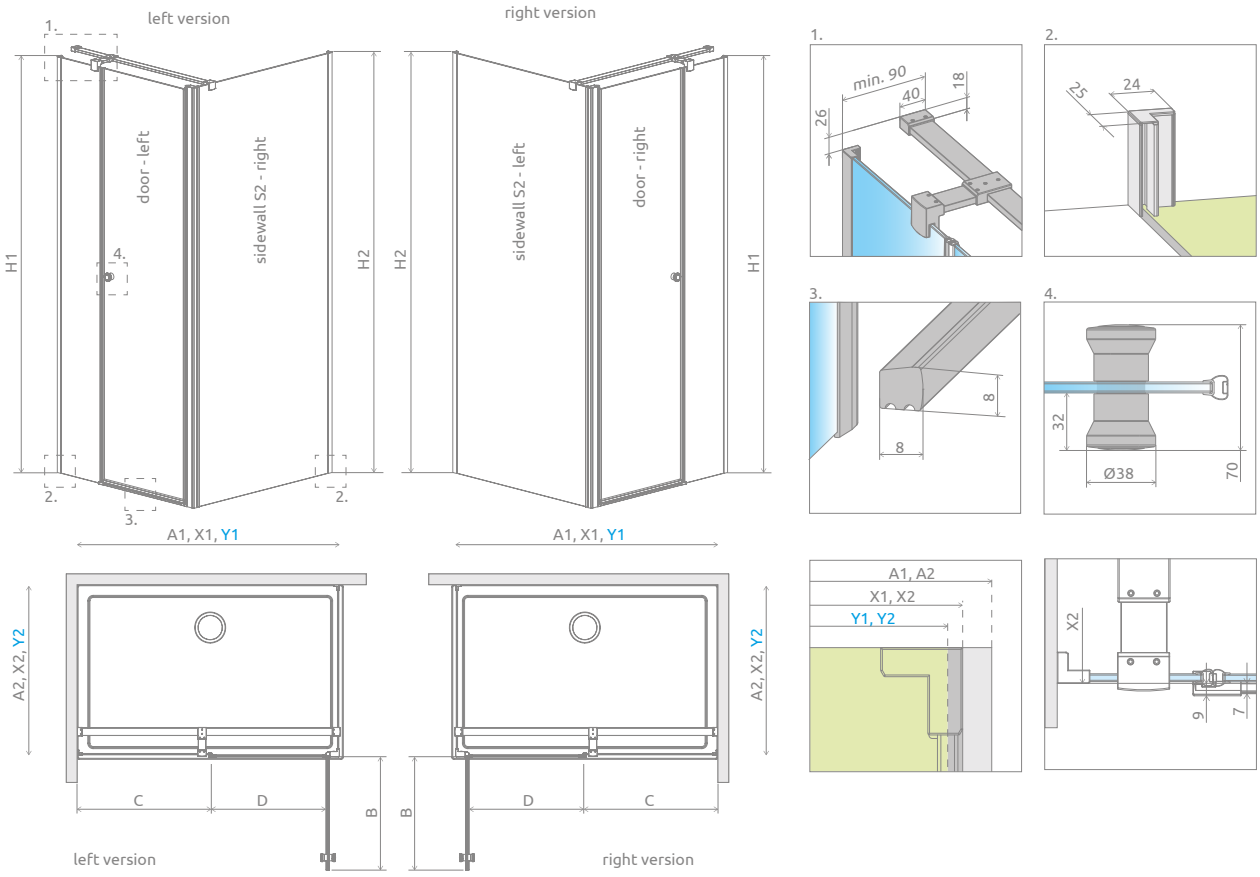

Door	A1	X1	Y1	B	C	D	H1	H2
KDS II door 90	900	875-890	870-885	528	282-297	534	1950	1970
KDS II door 100	1000	975-990	970-985	528	382-397	534	1950	1970
KDS II door 110	1100	1075-1090	1070-1085	528	482-497	534	1950	1970
KDS II door 120	1200	1175-1190	1170-1185	528	582-597	534	1950	1970

Sidewall S2	A2	X2	Y2
S2 70	700	675-690	670-685
S2 75	750	725-740	720-735
S2 80	800	775-790	770-785
S2 90	900	875-890	870-885
S2 100	1000	975-990	970-985

ADDITIONAL OPTIONS

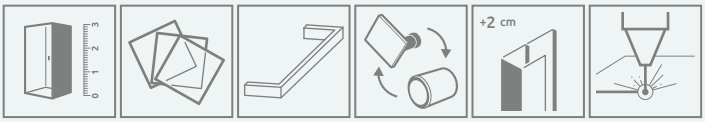

MADE TO MEASURE p. 7 | GLASS VARIANTS p. 11 | TOWEL HANGER p. 14 | HANDLE EXCHANGE OPTION p. 16 | EXTENSION PROFILES p. 21 | PRINT/ENGRAVING ON GLASS p. 24/28

Extension profiles	Art. No.
 Profil U +2 cm – sidewall extension mounted from the side of the wall	P01-284195001
 Profil U +2 cm – it can be installed only on the side of the sidewall	P01-284197001

RECOMMENDED SHOWER TRAYS



Dimensions are given in mm.

Eos
KDJ B

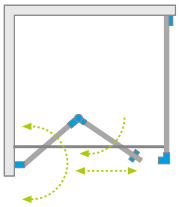











There is a possibility to order an additional handle for bi-fold doors.
Details on p. 14.

Eos KDJ B + Kyntos C

Profile finish:



01 Chrome

Model	Tray width **(A1×A2)**	Dimension to the glass panel axis **(Y1×Y2)**	TRANSPARENT GLASS Art. No.
KDJ B 80 L* ×80	800×800	775-785 × 763-778	137413-01-01L
KDJ B 80 R* ×80	800×800	775-785 × 763-778	137413-01-01R
KDJ B 80 L*×100	800×1000	775-785 × 963-978	137443-01-01L
KDJ B 80 R*×100	800×1000	775-785 × 963-978	137443-01-01R
KDJ B 90 L* ×90	900×900	875-885 × 863-878	137403-01-01L
KDJ B 90 R* ×90	900×900	875-885 × 863-878	137403-01-01R

* door dimension

ADDITIONAL HANDLE
details on p. 14



Dimensions are given in mm.

TECHNICAL DRAWINGS

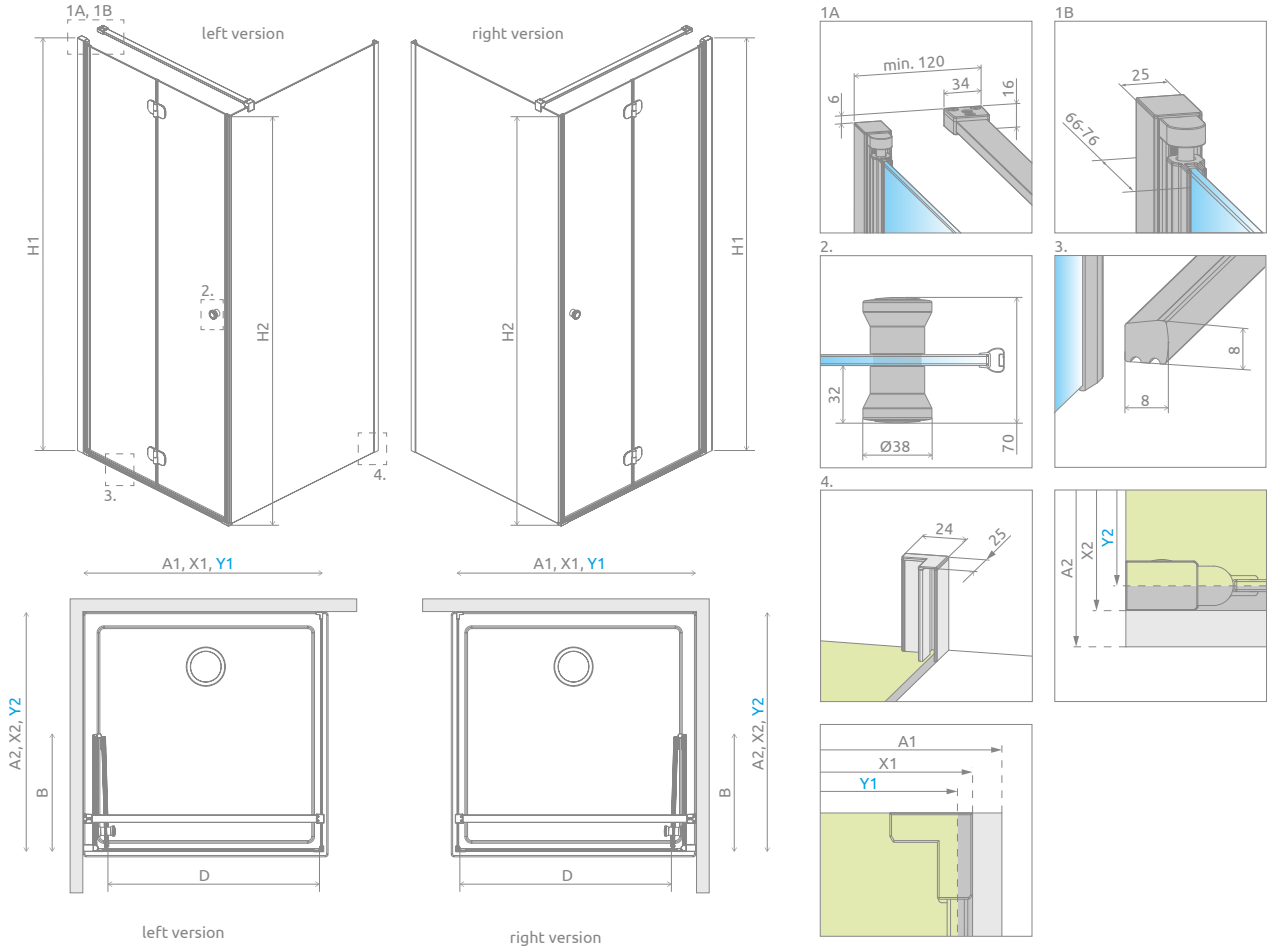

Model	A1	A2	X1	X2	Y1	Y2	B	D	H1	H2
KDJ B 80×80	800	800	780-790	775-790	775-785	763-778	383	678	1970	1950
KDJ B 80×100	800	1000	780-790	975-990	775-785	963-978	383	678	1970	1950
KDJ B 90×90	900	900	880-890	875-890	875-885	863-878	433	778	1970	1950

ADDITIONAL OPTIONS

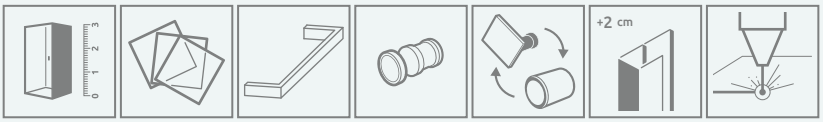

MADE TO MEASURE p. 7 | GLASS VARIANTS p. 11 | TOWEL HANGER p. 14 | ADDITIONAL HANDLE p. 14 | HANDLE EXCHANGE OPTION p. 16 | EXTENSION PROFILES p. 21 | PRINT/ENGRAVING ON GLASS p. 24/28

Extension profiles	Art. No.
 Profil U +2 cm – it can be mounted only on the side of a tubular hinge	P01-137197001
 Profil U +2 cm – it can be installed only on the side of the sidewall	P01-284195001

RECOMMENDED SHOWER TRAYS

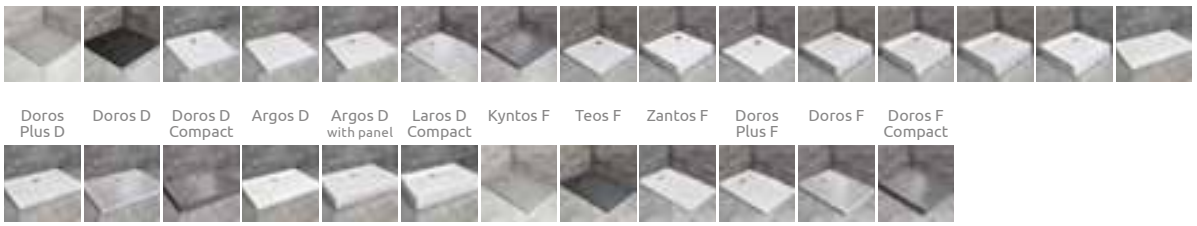

Dimensions are given in mm.

Eos
KDD I

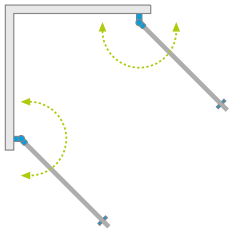











Eos KDD I + Giaros C

Profile finish:



01 Chrome

Model	Tray width **(A×A)**	Dimension to the glass panel axis **(Y)**	TRANSPARENT GLASS Art. No.
KDD I 80×80	800×800	768-778	137213-01-01
KDD I 90×90	900×900	868-878	137203-01-01
KDD I 100×100	1000×1000	968-978	137223-01-01

Dimensions are given in mm.

TECHNICAL DRAWINGS

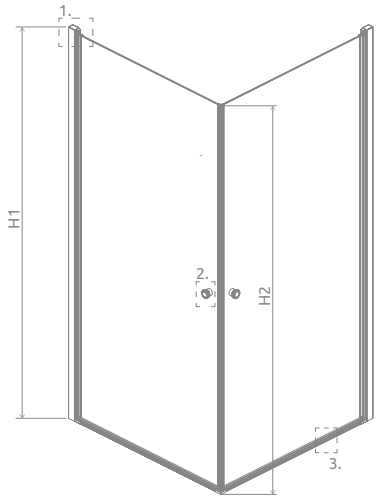

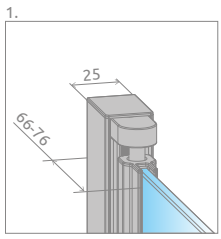

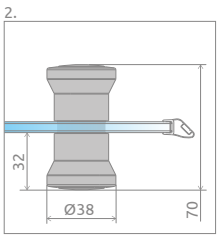

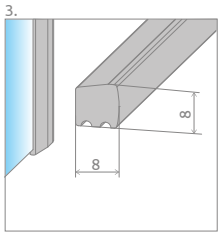

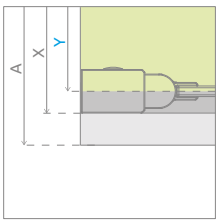

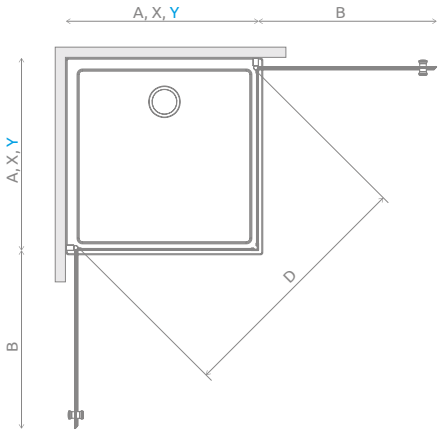

Model	A	X	Y	B	D	H1	H2
KDD 80×80	800	780-790	768-778	715	1004	1970	1950
KDD 90×90	900	880-890	868-878	815	1136	1970	1950
KDD 100×100	1000	980-990	968-978	915	1287	1970	1950

ADDITIONAL OPTIONS



MADE TO MEASURE
p. 7



GLASS VARIANTS
p. 11



HANDLE EXCHANGE OPTION
p. 16

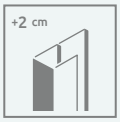

EXTENSION PROFILES
p. 21



PRINT/ENGRAVING ON GLASS
p. 24/28

Extension profiles		Art. No.
	Profil U +2 cm	P01-137197001

RECOMMENDED SHOWER TRAYS

Kyntos C



Teos C



Zantos C



Giaros C



Doros C



Doros C Compact



Delos C



Delos C with panel



Argos C



Argos C with panel



Rodos C Compact



Siros C



Siros C Compact



Dimensions are given in mm.

Eos
KDD II

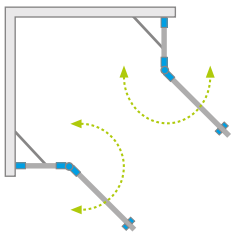









Eos KDD II + Kyntos C

Profile finish:



01 Chrome

Shower enclosure set consists of 2 parts: left and right. Please specify both article numbers when making an order.

LEFT PART

Model	Tray width **(A1)**	Dimension to the glass panel axis **(Y1)**	TRANSPARENT GLASS Art. No.
KDD II 80 L	800	770-785	13799460-01L
KDD II 90 L	900	870-885	13799461-01L
KDD II 100 L	1000	970-985	13799462-01L

RIGHT PART

Model	Tray width **(A2)**	Dimension to the glass panel axis **(Y2)**	TRANSPARENT GLASS Art. No.
KDD II 80 R	800	770-785	13799460-01R
KDD II 90 R	900	870-885	13799461-01R
KDD II 100 R	1000	970-985	13799462-01R

Dimensions are given in mm.

TECHNICAL DRAWINGS

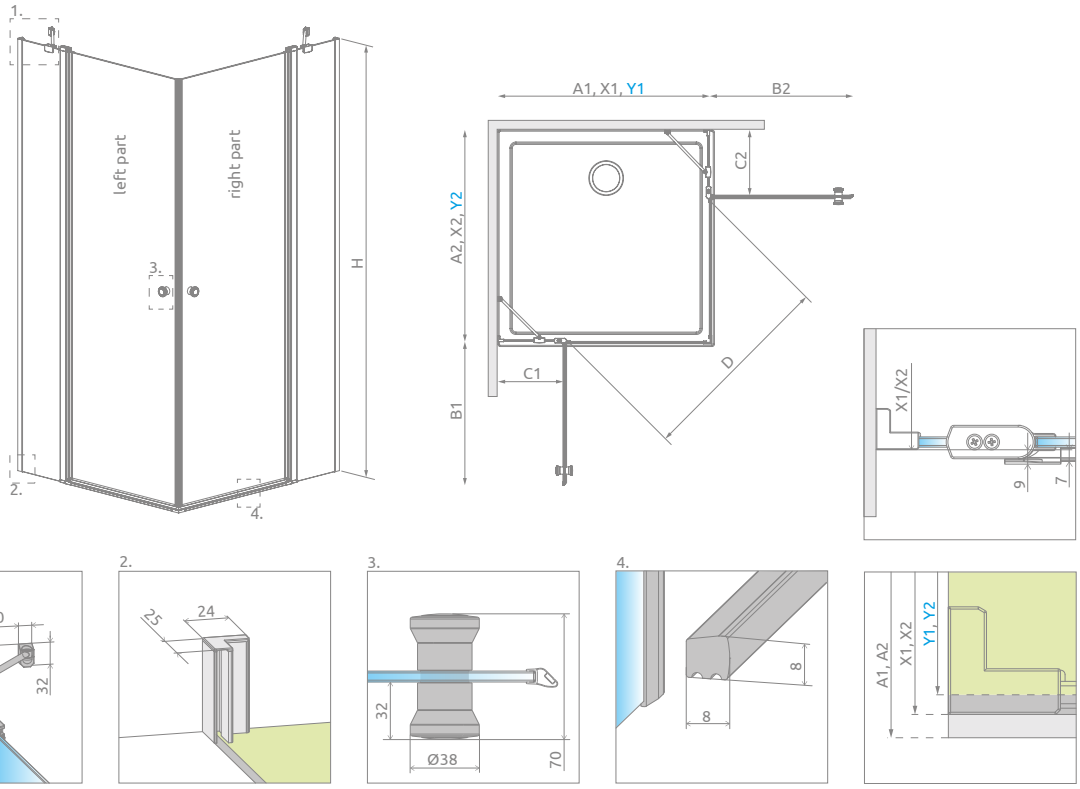

Model	A1	A2	X1	X2	Y1	Y2	B1	B2	C1	C2	D	H
KDD II 80L×80R	800	800	775-790	775-790	770-785	770-785	498	498	268-283	268-283	690	1950
KDD II 80L×90R	800	900	775-790	875-890	770-785	870-885	498	598	268-283	268-283	763	1950
KDD II 80L×100R	800	1000	775-790	975-990	770-785	970-985	498	698	268-283	268-283	842	1950
KDD II 90L×80R	900	800	875-890	775-790	870-885	770-785	598	498	268-283	268-283	763	1950
KDD II 90L×90R	900	900	875-890	875-890	870-885	870-885	598	598	268-283	268-283	830	1950
KDD II 90L×100R	900	1000	875-890	975-990	870-885	970-985	598	698	268-283	268-283	903	1950
KDD II 100L×80R	1000	800	975-990	775-790	970-985	770-785	698	498	268-283	268-283	842	1950
KDD II 100L×90R	1000	900	975-990	875-890	970-985	870-885	698	598	268-283	268-283	903	1950
KDD II 100L×100R	1000	1000	975-990	975-990	970-985	970-985	698	698	268-283	268-283	972	1950

ADDITIONAL OPTIONS



MADE TO MEASURE p. 7 | GLASS VARIANTS p. 11 | HANDLE EXCHANGE OPTION p. 16 | EXTENSION PROFILES p. 21 | PRINT/ENGRAVING ON GLASS p. 24/28

Extension profiles	Art. No.
Profil U +2 cm	P01-284195001

RECOMMENDED SHOWER TRAYS



Dimensions are given in mm.

Eos
KDD B

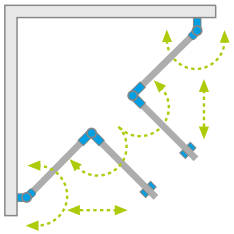











There is a possibility to order an additional handle for bi-fold doors.
Details on p. 14.

Eos KDD B + Kyntos C

Profile finish:



01 Chrome

Model	Tray width **(A1×A2)**	Dimension to the glass panel axis **(Y1×Y2)**	TRANSPARENT GLASS Art. No.
KDD B 80×80	800×800	768-778 × 768-778	137313-01-01
KDD B 80L×90R	800×900	768-778 × 868-878	137343-01-01L
KDD B 80L×100R	800×1000	768-778 × 968-978	137333-01-01L
KDD B 90L×80R	900×800	868-878 × 768-778	137343-01-01R
KDD B 90×90	900×900	868-878 × 868-878	137303-01-01
KDD B 90L×100R	900×1000	868-878 × 968-978	137353-01-01R
KDD B 100L×80R	1000×800	968-978×768-778	137333-01-01R
KDD B 100L×90R	1000×900	968-978 × 868-878	137353-01-01L
KDD B 100×100	1000×1000	968-978 × 968-978	137323-01-01

Dimensions are given in mm.

TECHNICAL DRAWINGS

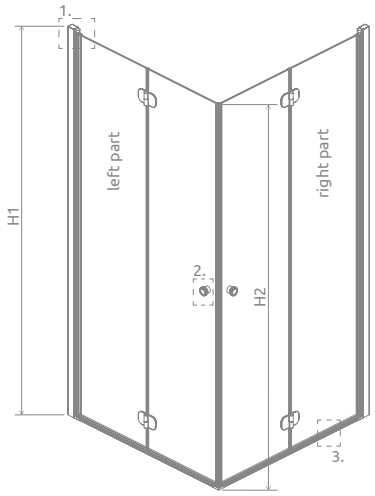

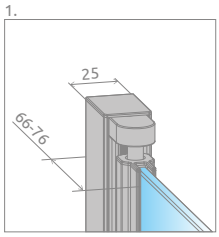

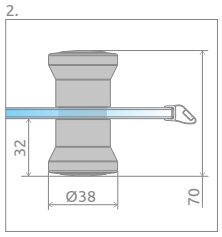

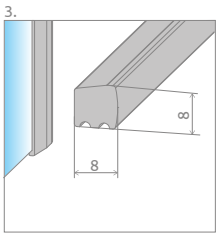

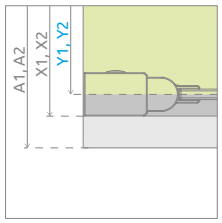

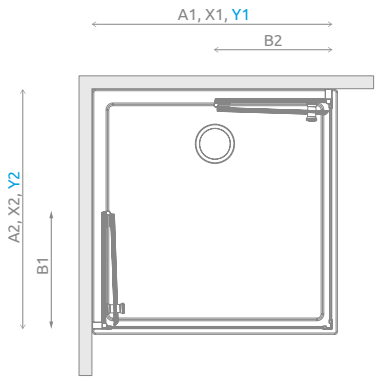

ADDITIONAL HANDLE

details on p. 14



Model	A1	A2	X1	X2	Y1	Y2	B1	B2	H1	H2
KDD B 80L×80R	800	800	780-790	780-790	768-778	768-778	383	383	1970	1950
KDD B 80L×90R	800	900	780-790	880-890	768-778	868-878	383	433	1970	1950
KDD B 80L×100R	800	1000	780-790	980-990	768-778	968-978	383	483	1970	1950
KDD B 90L×80R	900	800	880-890	780-790	868-878	768-778	433	383	1970	1950
KDD B 90L×90R	900	900	880-890	880-890	868-878	868-878	433	433	1970	1950
KDD B 90L×100R	900	1000	880-890	980-990	868-878	968-978	433	483	1970	1950
KDD B 100L×80R	1000	800	980-990	780-790	968-978	768-778	483	383	1970	1950
KDD B 100L×90R	1000	900	980-990	880-890	968-978	868-878	483	433	1970	1950
KDD B 100L×100R	1000	1000	980-990	980-990	968-978	968-978	483	483	1970	1950

ADDITIONAL OPTIONS

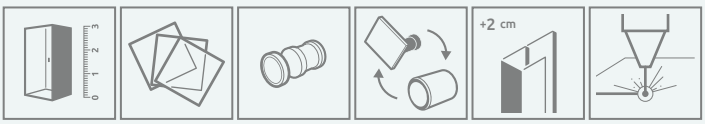

MADE TO MEASURE p. 7 | GLASS VARIANTS p. 11 | ADDITIONAL HANDLE p. 14 | HANDLE EXCHANGE OPTION p. 16 | EXTENSION PROFILES p. 21 | PRINT/ENGRAVING ON GLASS p. 24/28

Extension profiles	Art. No.
Profil U +2 cm	P01-137197001

RECOMMENDED SHOWER TRAYS

Kyntos C | Teos C | Zantos C | Giaros C | Doros Plus C | Doros C | Doros C Compact | Delos C | Delos C with panel | Argos C | Argos C with panel | Rodos C Compact | Siros C | Siros C Compact | Giaros D



Doros Plus D | Doros D | Doros D Compact | Argos D | Argos D with panel | Laros D Compact | Kyntos F | Teos F | Zantos F | Doros Plus F | Doros F | Doros F Compact



Dimensions are given in mm.

Eos
DWD+S

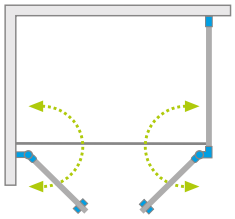











Eos DWD+S + Kyntos F

Profile finish:



01 Chrome

Shower enclosure set consists of 2 parts: set of doors and sidewall. Please specify both article numbers when making an order.

SET OF DOORS

Model	Tray width **(A1)**	Dimension to the glass panel axis **(Y1)**	TRANSPARENT GLASS Art. No.
DWD+S doors 80	800	775-785	13799490-01
DWD+S doors 90	900	875-885	13799491-01
DWD+S doors 100	1000	975-985	13799492-01
DWD+S doors 110	1100	1075-1085	13799493-01
DWD+S doors 120	1200	1175-1185	13799494-01

SIDEWALL S3

Model	Tray width **(A2)**	Dimension to the glass panel axis **(Y2)**	TRANSPARENT GLASS Art. No.
S3 70	700	663-678	13799448-01
S3 75	750	713-728	13799449-01
S3 80	800	763-778	13799450-01
S3 90	900	863-878	13799451-01
S3 100	1000	963-978	13799452-01

Dimensions are given in mm.

TECHNICAL DRAWINGS

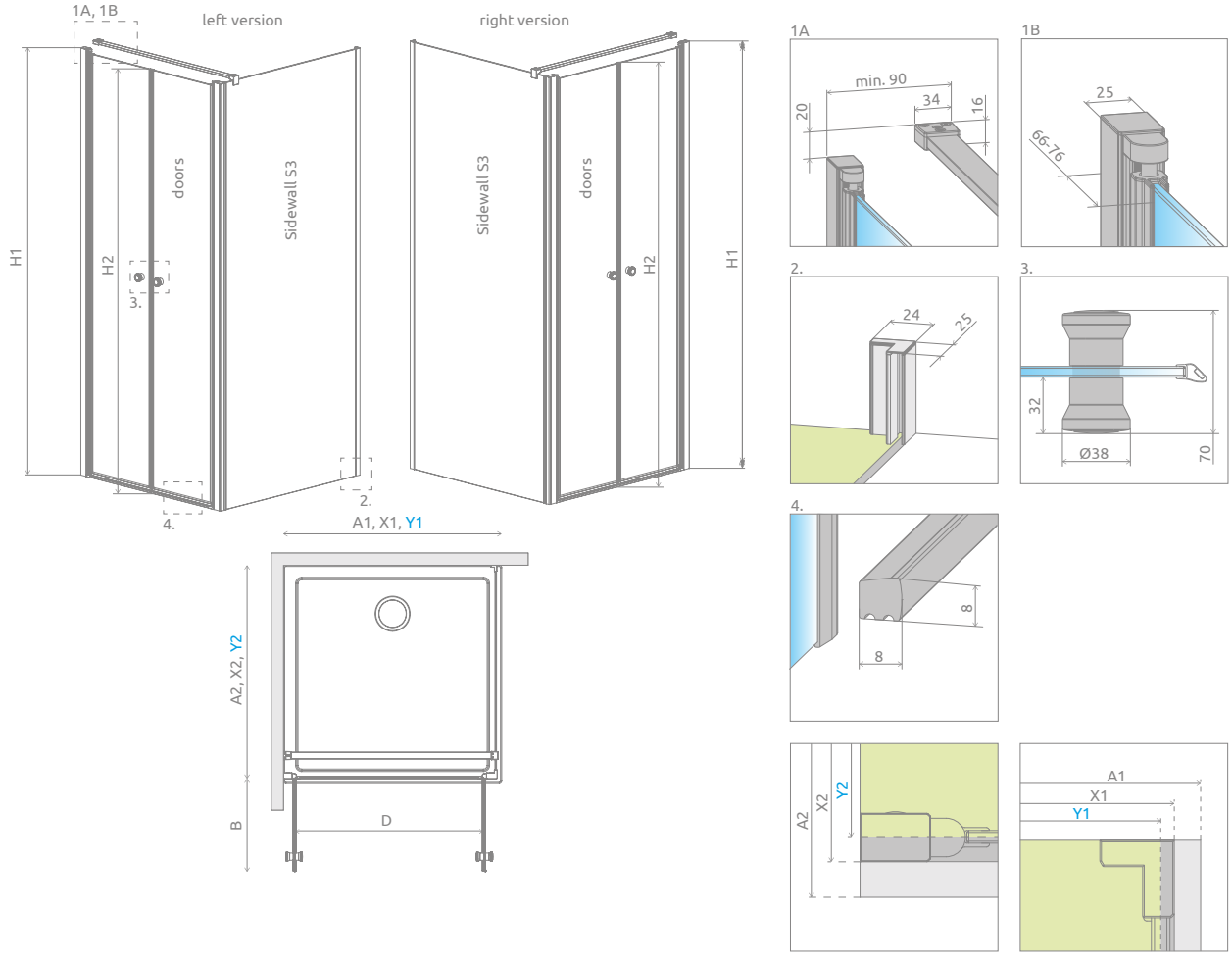

Set of doors	A1	X1	Y1	B	D	H1	H2
DWD+S doors 80	800	780-790	775-785	333	668	1970	1950
DWD+S doors 90	900	880-890	875-885	383	768	1970	1950
DWD+S doors 100	1000	980-990	975-985	433	868	1970	1950
DWD+S doors 110	1100	1080-1090	1075-1085	483	968	1970	1950
DWD+S doors 120	1200	1180-1190	1175-1185	533	1068	1970	1950

Sidewall S3	A2	X2	Y2
S3 70	700	675-690	663-678
S3 75	750	725-740	713-728
S3 80	800	775-790	763-778
S3 90	900	875-890	863-878
S3 100	1000	975-990	963-978

ADDITIONAL OPTIONS

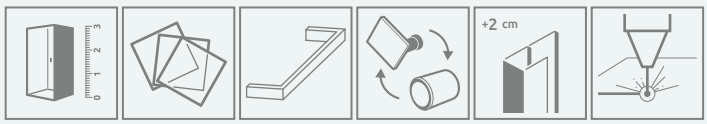

MADE TO MEASURE p. 7 | GLASS VARIANTS p. 11 | TOWEL HANGER p. 14 | HANDLE EXCHANGE OPTION p. 16 | EXTENSION PROFILES p. 21 | PRINT/ENGRAVING ON GLASS p. 24/28

Extension profiles	Art. No.
 Profil U +2 cm – it can be mounted only on the side of a tubular hinge of the wall	P01-137197001
 Profil U +2 cm – it can be mounted only on the side of the sidewall	P01-284197001

RECOMMENDED SHOWER TRAYS



Dimensions are given in mm.

Eos
DWD+2S

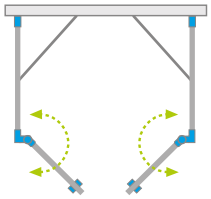











Eos DWD+2S + Giaros D

Profile finish:



01 Chrome

Shower enclosure set consists of 3 parts: shower set of doors and 2 sidewalls. Please specify all the article numbers when making an order

SET OF DOORS

Model	Tray width **(A1)**	Dimension to the glass panel axis **(Y1)**	TRANSPARENT GLASS Art. No.
DWD+2S doors 80	800	765	13799400-01
DWD+2S doors 90	900	865	13799401-01
DWD+2S doors 100	1000	965	13799402-01
DWD+2S doors 110	1100	1065	13799403-01
DWD+2S doors 120	1200	1165	13799404-01

SIDEWALL S3

Model	Tray width **(A2)**	Dimension to the glass panel axis **(Y2)**	TRANSPARENT GLASS Art. No.
S3 70	700	663-678	13799448-01
S3 75	750	713-728	13799449-01
S3 80	800	763-778	13799450-01
S3 90	900	863-878	13799451-01
S3 100	1000	963-978	13799452-01

Dimensions are given in mm.

TECHNICAL DRAWINGS

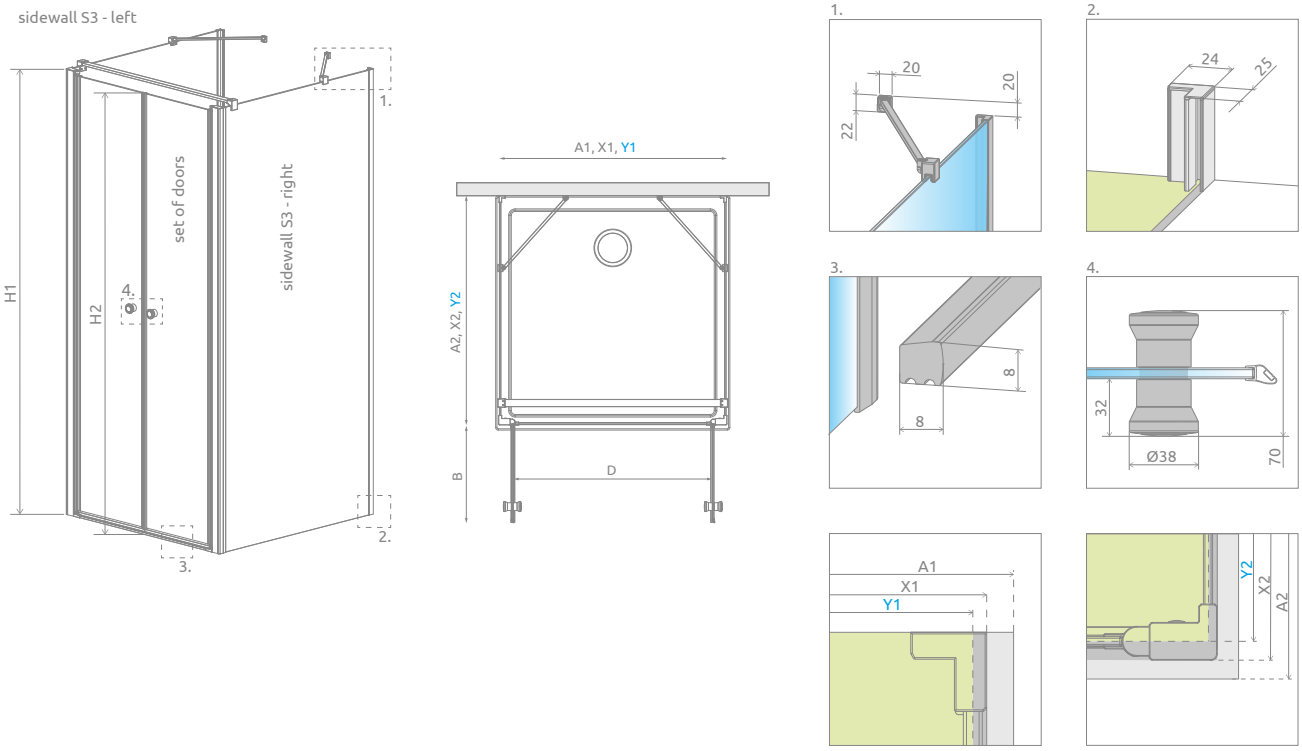

Set of doors	A1	X1	Y1	B	D	H1	H2
DWD+2S doors 80	800	775	765	326	655	1970	1950
DWD+2S doors 90	900	875	865	376	755	1970	1950
DWD+2S doors 100	1000	975	965	426	855	1970	1950
DWD+2S doors 110	1100	1075	1065	476	955	1970	1950
DWD+2S doors 120	1200	1175	1165	526	1055	1970	1950

Sidewall S3	A2	X2	Y2
S3 70	700	675-690	663-678
S3 75	750	725-740	713-728
S3 80	800	775-790	763-778
S3 90	900	875-890	863-878
S3 100	1000	975-990	963-978

ADDITIONAL OPTIONS

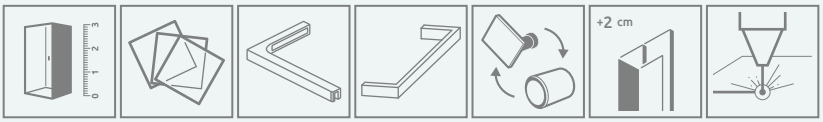

MADE TO MEASURE p. 7 | GLASS VARIANTS p. 11 | STABILIZER L p. 13 | TOWEL HANGER p. 14 | HANDLE EXCHANGE OPTION p. 16 | EXTENSION PROFILES p. 21 | PRINT/ENGRAVING ON GLASS p. 24/28

Extension profiles	Art. No.
Profil U +2 cm	P01-284197001

RECOMMENDED SHOWER TRAYS



Dimensions are given in mm.

Eos
DWJ I

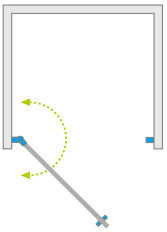











Eos DWJ I + Kyntos C

Profile finish:



01 Chrome

Model	Width of niche (X)	TRANSPARENT GLASS Art. No.
DWJ I 70 L	690-710	137983-01-01L
DWJ I 70 R	690-710	137983-01-01R
DWJ I 80 L	790-810	137913-01-01L
DWJ I 80 R	790-810	137913-01-01R
DWJ I 90 L	890-910	137903-01-01L
DWJ I 90 R	890-910	137903-01-01R
DWJ I 100 L	990-1010	137923-01-01L
DWJ I 100 R	990-1010	137923-01-01R

Dimensions are given in mm.

TECHNICAL DRAWINGS

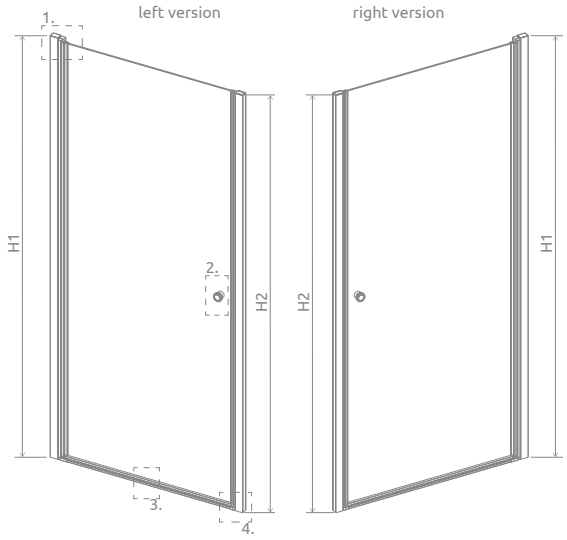

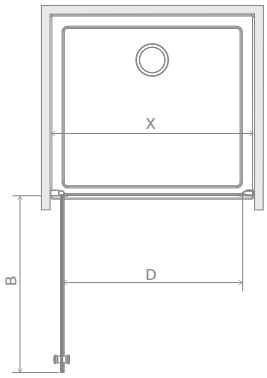

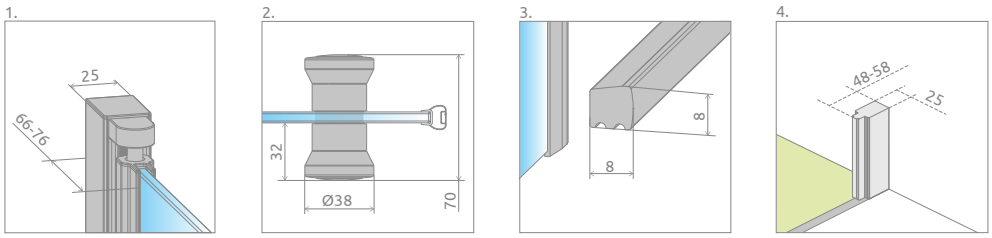

Model	X	B	D	H1	H2
DWJ I 70	690-710	584	590	1970	1950
DWJ I 80	790-810	684	690	1970	1950
DWJ I 90	890-910	784	790	1970	1950
DWJ I 100	990-1010	884	890	1970	1950

ADDITIONAL OPTIONS



MADE TO MEASURE p. 7 | GLASS VARIANTS p. 11 | HANDLE EXCHANGE OPTION p. 16 | EXTENSION PROFILES p. 21 | PRINT/ENGRAVING ON GLASS p. 24/28

Extension profiles	Art. No.
Profil U +2 cm – it can be mounted only on the side of a tubular hinge	P01-137197001
Profil U +2 cm – it can be mounted only on the side of the magnet–catch profile	P01-137195001
Profil U + 4 cm – it can be mounted only on the side of the magnet–catch profile	P01-138195001

RECOMMENDED SHOWER TRAYS



Dimensions are given in mm.

Eos
DWJ II

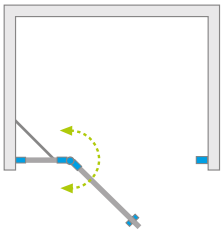









Eos DWJ II + Giaros D

Profile finish:



01 Chrome

Model	Width of niche (X)	TRANSPARENT GLASS Art. No.
DWJ II 80 L	780-810	13799440-01L
DWJ II 80 R	780-810	13799440-01R
DWJ II 90 L	880-910	13799441-01L
DWJ II 90 R	880-910	13799441-01R
DWJ II 100 L	980-1010	13799442-01L
DWJ II 100 R	980-1010	13799442-01R
DWJ II 110 L	1080-1110	13799443-01L
DWJ II 110 R	1080-1110	13799443-01R
DWJ II 120 L	1180-1210	13799444-01L
DWJ II 120 R	1180-1210	13799444-01R

Dimensions are given in mm.

TECHNICAL DRAWINGS

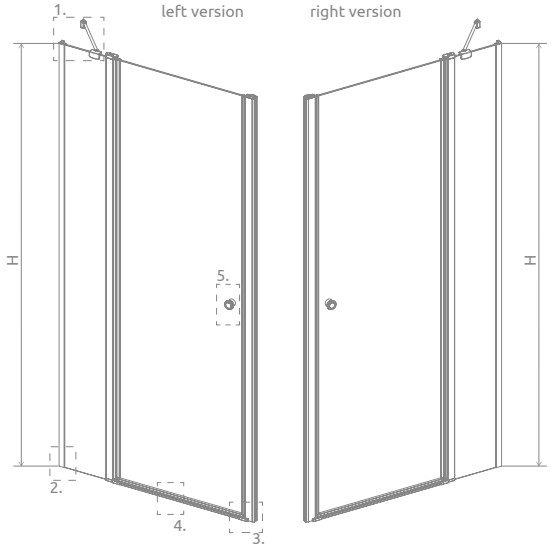

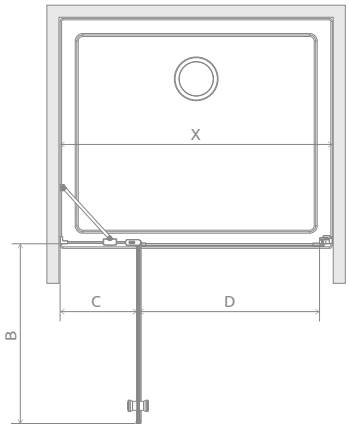

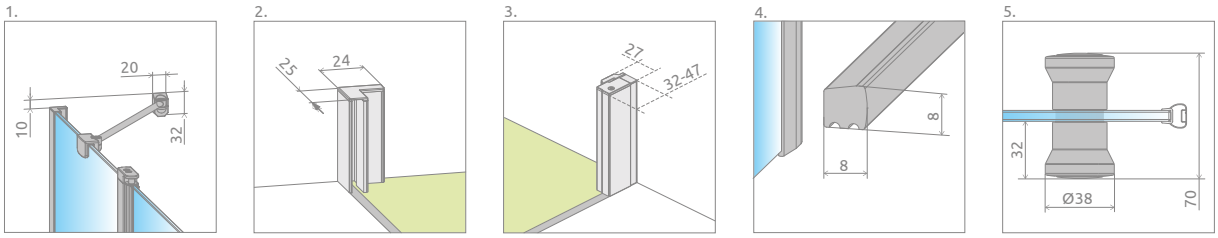

Model	X	B	C	D	H
DWJ II 80	780-810	494	245-260	490	1950
DWJ II 90	880-910	594	245-260	590	1950
DWJ II 100	980-1010	694	245-260	690	1950
DWJ II 110*	1080-1110	694	345-360	690	1950
DWJ II 120*	1180-1210	794	345-360	790	1950

ADDITIONAL OPTIONS

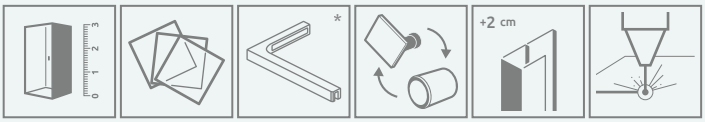

MADE TO MEASURE p. 7 | GLASS VARIANTS p. 11 | STABILIZER L p. 13 | HANDLE EXCHANGE OPTION p. 16 | EXTENSION PROFILES p. 21 | PRINT/ENGRAVING ON GLASS p. 24/28

Extension profiles		Art. No.	Cena brutto
	Profil U +2 cm – it can be mounted as an extension of the front wall	P01-284195001	240
	Profil U +2 cm – it can be mounted only on the side of the magnet–catch profile	P01-277195001	218

RECOMMENDED SHOWER TRAYS

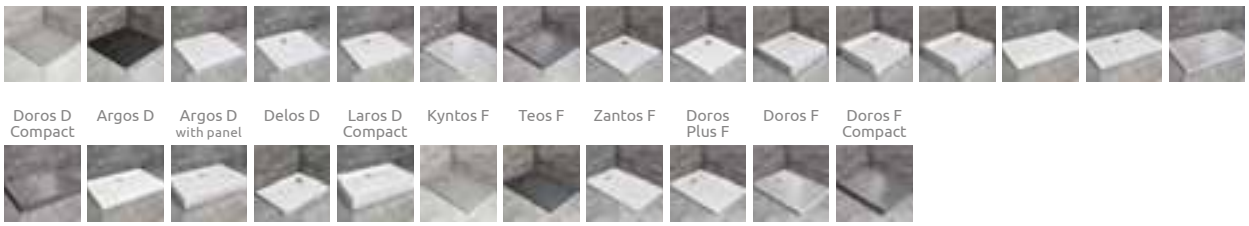

Dimensions are given in mm.

Eos
DWS

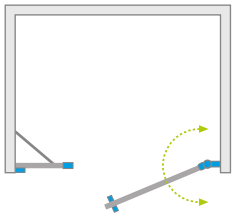








Eos DWS + Kyntos C

Profile finish:



01 Chrome

Model	Width of niche (X)	TRANSPARENT GLASS Art. No.
DWS 100 L	985-1010	137990-01-01L
DWS 100 R	985-1010	137990-01-01R
DWS 110 L	1085-1110	137991-01-01L
DWS 110 R	1085-1110	137991-01-01R
DWS 120 L	1185-1210	137992-01-01L
DWS 120 R	1185-1210	137992-01-01R
DWS 140 L	1385-1410	137993-01-01L
DWS 140 R	1385-1410	137993-01-01R

Dimensions are given in mm.

TECHNICAL DRAWINGS

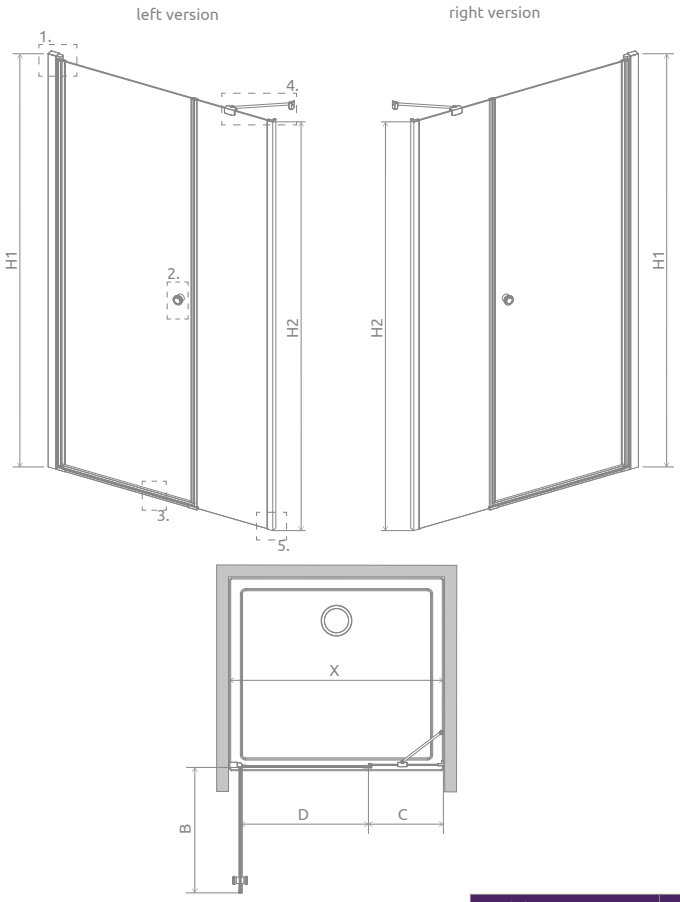

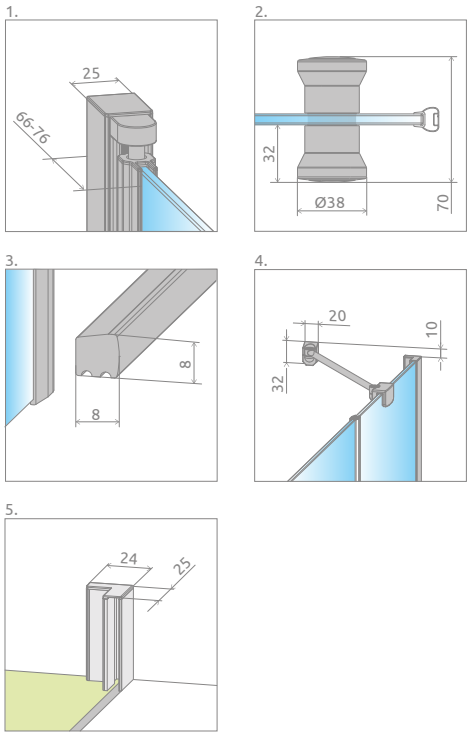

Model	X	B	C	D	H1	H2
DWS 100*	985-1010	586	340-355	592	1970	1950
DWS 110*	1085-1110	686	340-355	692	1970	1950
DWS 120*	1185-1210	686	440-455	692	1970	1950
DWS 140	1385-1410	786	540-555	792	1970	1950

ADDITIONAL OPTIONS

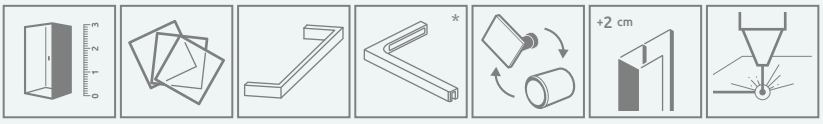

MADE TO MEASURE p. 7 | GLASS VARIANTS p. 11 | TOWEL HANGER p. 14 | STABILIZER L p. 13 | HANDLE EXCHANGE OPTION p. 16 | EXTENSION PROFILES p. 21 | PRINT/ENGRAVING ON GLASS p. 24/28

Extension profiles		Art. No.
	Profil U +2 cm – it can be mounted only on the side of a tubular hinge	P01-137197001
	Profil U +2 cm – it can be mounted only on the side of the front wall	P01-284195001

RECOMMENDED SHOWER TRAYS



Dimensions are given in mm.

Eos
DWB

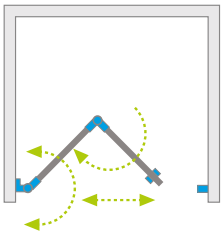











There is a possibility to order an additional handle for bi-fold doors.
Details on p. 14.

Eos DWB + Kyntos F

Profile finish:



01 Chrome

Model	Width of niche (X)	TRANSPARENT GLASS Art. No.
DWB 70 L	690-710	137883-01-01L
DWB 70 R	690-710	137883-01-01R
DWB 80 L	790-810	137813-01-01L
DWB 80 R	790-810	137813-01-01R
DWB 90 L	890-910	137803-01-01L
DWB 90 R	890-910	137803-01-01R

ADDITIONAL HANDLE
details on p. 14



Dimensions are given in mm.

TECHNICAL DRAWINGS

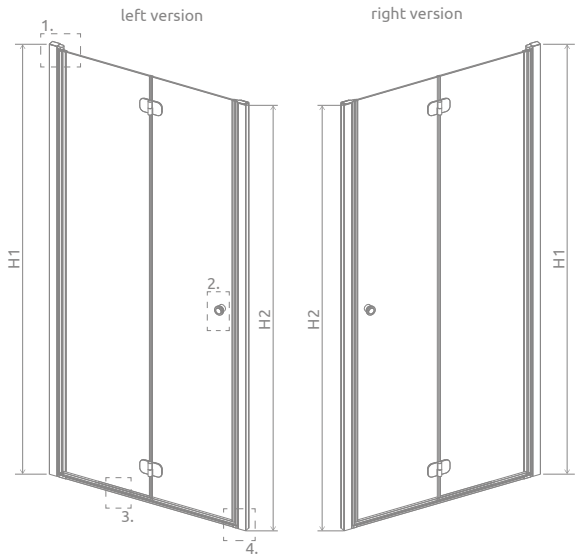

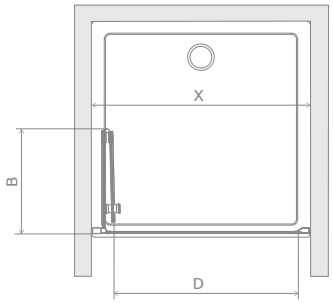

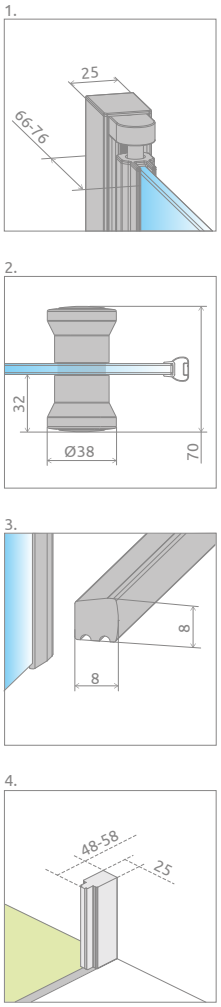

Model	X	B	D	H1	H2
DWB 70	690-710	335	550	1970	1950
DWB 80	790-810	385	650	1970	1950
DWB 90	890-910	435	750	1970	1950

ADDITIONAL OPTIONS

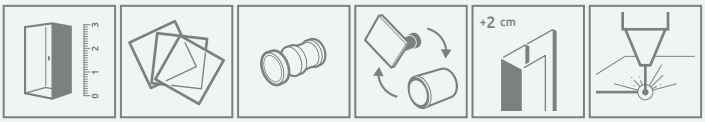

MADE TO MEASURE p. 7 | GLASS VARIANTS p. 11 | ADDITIONAL HANDLE p. 14 | HANDLE EXCHANGE OPTION p. 16 | EXTENSION PROFILES p. 21 | PRINT/ENGRAVING ON GLASS p. 24/28

Extension profiles	Art. No.
Profil U +2 cm – it can be mounted only on the side of a tubular hinge	P01-137197001
Profil U +2 cm – it can be mounted only on the side of the magnet–catch profile	P01-137195001
Profil U +4 cm – it can be mounted only on the side of the magnet–catch profile	P01-138195001

RECOMMENDED SHOWER TRAYS

Kyntos C | Teos C | Giaros C | Zantos C | Doros Plus C | Doros C | Doros C Compact | Delos C | Argos C | Argos C with panel | Siros C | Siros C Compact | Giaros D | Doros Plus D | Doros D | Doros D Compact



Argos D | Argos D with panel | Delos D | Laros D Compact | Kyntos F | Teos F | Zantos F | Doros Plus F | Doros F | Doros F Compact



Dimensions are given in mm.

Eos
DWD I

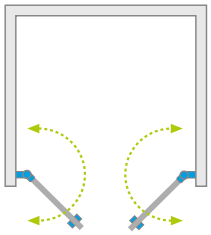










Eos DWD I + Kyntos F

Profile finish:



01 Chrome

Model	Width of niche (X)	TRANSPARENT GLASS Art. No.
DWD I 70	690-710	137783-01-01
DWD I 80	790-810	137713-01-01
DWD I 90	890-910	137703-01-01
DWD I 100	990-1010	137723-01-01
DWD I 120	1190-1210	137773-01-01

Dimensions are given in mm.

TECHNICAL DRAWINGS

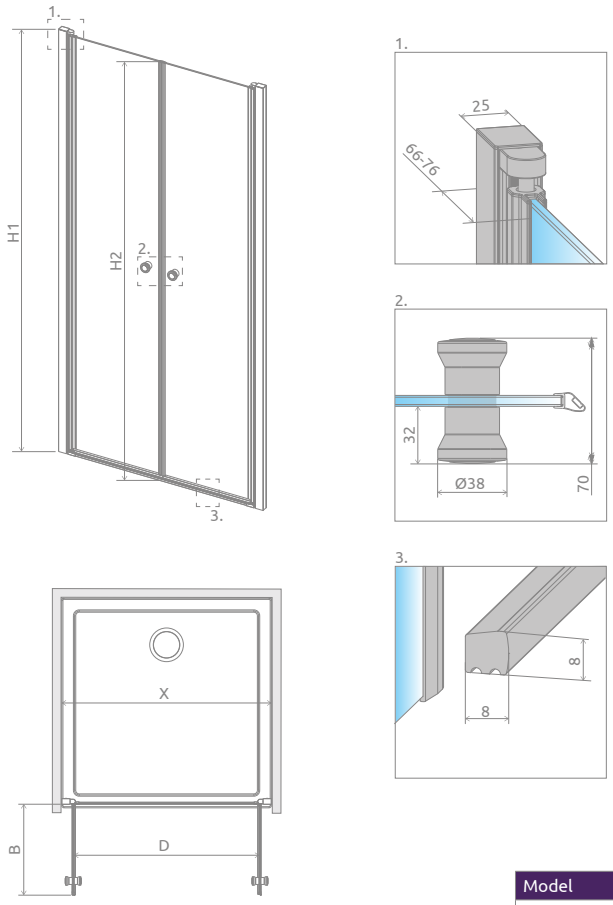

Model	X	B	D	H1	H2
DWD I 70	690-710	290	585	1970	1950
DWD I 80	790-810	340	685	1970	1950
DWD I 90	890-910	390	785	1970	1950
DWD I 100	990-1010	440	885	1970	1950
DWD I 120	1190-1210	540	1085	1970	1950

ADDITIONAL OPTIONS



MADE TO MEASURE p. 7 | GLASS VARIANTS p. 11 | HANDLE EXCHANGE OPTION p. 16 | EXTENSION PROFILES p. 21 | PRINT/ENGRAVING ON GLASS p. 24/28

Extension profiles	Art. No.
 Profil U +2 cm	P01-137197001

RECOMMENDED SHOWER TRAYS



Dimensions are given in mm.

Eos PDD I

Catalogue card
of this model
is available at
www.radaway.eu



Eos PDD II

Catalogue card
of this model
is available at
www.radaway.eu



Eos KDS I

Catalogue card
of this model
is available at
www.radaway.eu





Eos DWJS

Catalogue card
of this model
is available at
www.radaway.eu



Eos DWD II

Catalogue card
of this model
is available at
www.radaway.eu

TORRENTA



Tempered safety glass, thickness: 6 mm, compliant with PN:EN 12150:1



Elegant chrome details



Tempered safety glass 6 mm with different finish



An adjustment mechanism which allows to compensate for wall irregularities up to 15 mm



Glass protected with EasyClean® coating



A mechanism to lift and pull down the doors



Top masking cap for wall–adjacent profiles



Gaskets ensuring leak proof performance

STANDARD HEIGHT

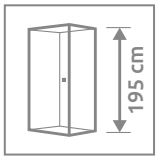

POSSIBILITY OF MOUNTING WITHOUT A THRESHOLD STRIP



More details in the assembly instructions.

STANDARD GLASS FINISH



01 Transparent

PROFILE FINISH



01 Chrome

ADDITIONAL OPTIONS



GLASS VARIANTS

Product is available in several glass variants. Details on p. 11.

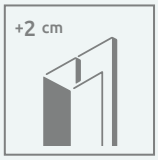

EXTENSION PROFILES

If you can not find suitable shower enclosure or shower door for your bathroom, then you can use extension profiles. Information about the profiles can be found on the page of particular model of the cabin.

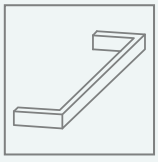

TOWEL HANGER

Possibility to order a rail hanger, ideal for hanging a towel.
Details on p. 14.



MADE TO MEASURE

Products marked with this pictogram are available in our "made to measure" programme eg. with non-standard dimensions, with slants, cutouts for the seat or bath. Details on p. 7 or on our website www.radaway.eu

Made to measure
radaway

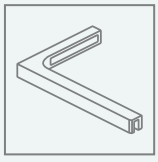

STABILIZER L (SL)

Possibility of replacing the stabilization method with stabilizer L (SL) for a fee. The stabilizer should be ordered together with the shower enclosure – please contact the Customer Service Department.
Details on p. 13.



Torrenta

PDD
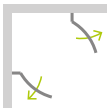
318

PDJ
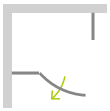
320

KDJ
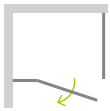
322, 324

KDD
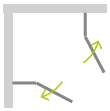
326

KDJ+S
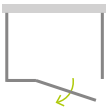
328

DWJ
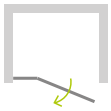
330

DWJS
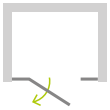
331

PNJ II
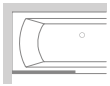
390

PND II
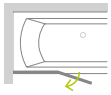
403

Torrenta PDD

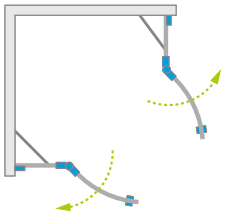








Torrenta PDD + Kyntos A

Profile finish:



01 Chrome

This is an universal shower enclosure. It possible to install it as a right or left version.

SYMMETRIC SHOWER ENCLOSURES

Model	Tray width **(A1×A2)**	Dimension to the glass panel axis **(Y1×Y2)**	TRANSPARENT GLASS Art. No.
PDD 80×80	800×800	770-785×770-785	131610-01-01
PDD 90×90	900×900	870-885×870-885	131600-01-01
PDD 100×100	1000×1000	970-985×970-985	131620-01-01

ASYMMETRIC SHOWER ENCLOSURES

Model	Tray width **(A1×A2)**	Dimension to the glass panel axis **(Y1×Y2)**	TRANSPARENT GLASS Art. No.
PDD E 90×80	900×800	870-885×770-785	131630-01-01
PDD E 100×80	1000×800	970-985×770-785	131640-01-01

Dimensions are given in mm.

TECHNICAL DRAWINGS

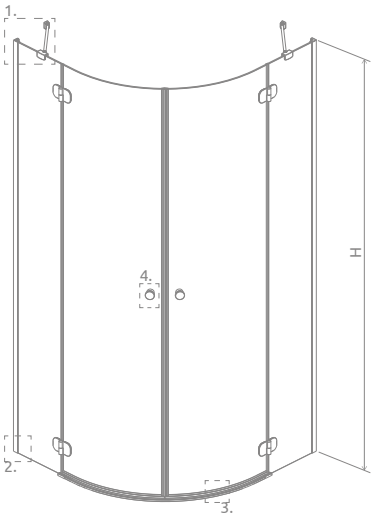

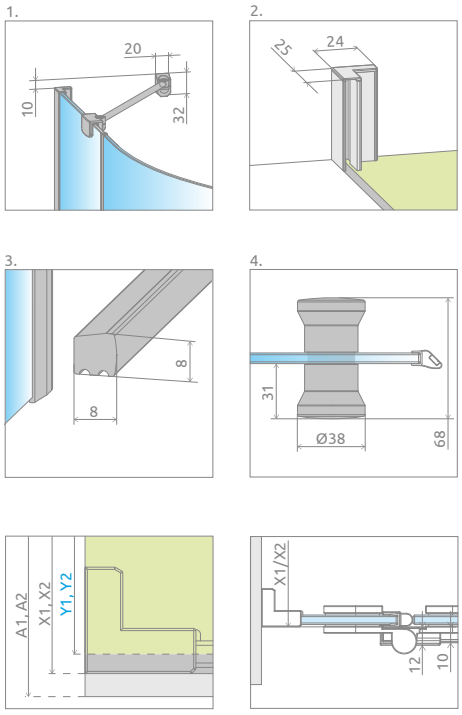

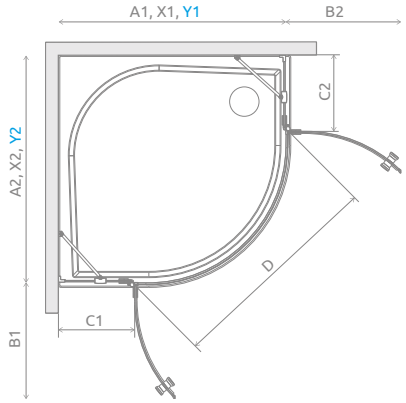

Model	A1	A2	X1	X2	Y1	Y2	B1	B2	C1	C2	D	H
PDD 80×80	800	800	775-790	775-790	770-785	770-785	450	450	190-205	190-205	840	1950
PDD 90×90*	900	900	875-890	875-890	870-885	870-885	450	450	290-305	290-305	840	1950
PDD 100×100*	1000	1000	975-990	975-990	970-985	970-985	450	450	390-405	390-405	840	1950
PDD 80×90	800	900	775-790	875-890	770-785	870-885	450	450	190-205	290-305	840	1950
PDD 90×80	900	800	875-890	775-790	870-885	770-785	450	450	290-305	190-205	840	1950
PDD 80×100	800	1000	775-790	975-990	770-785	970-985	450	450	190-205	390-405	840	1950
PDD 100×80	1000	800	975-990	775-790	970-985	770-785	450	450	390-405	190-205	840	1950

ADDITIONAL OPTIONS

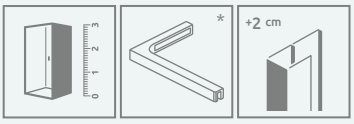

MADE TO MEASURE
p. 7

STABILIZER L
p. 13

EXTENSION PROFILES
p. 21

Extension profiles		Art. No.
	Profil U +2 cm	P01-284195001

RECOMMENDED SHOWER TRAYS



Dimensions are given in mm.

Torrenta PDJ

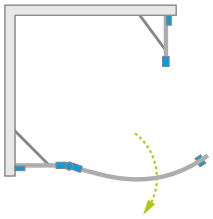









Profile finish:



01 Chrome

Model	Tray width **(A1×A2)**	Dimension to the glass panel axis **(Y1×Y2)**	TRANSPARENT GLASS Art. No.
PDJ 80×80 L	800×800	770-785×770-785	131710-01-01
PDJ 80×80 R	800×800	770-785×770-785	131810-01-01
PDJ 90×90 L	900×900	870-885×870-885	131700-01-01
PDJ 90×90 R	900×900	870-885×870-885	131800-01-01

Dimensions are given in mm.

TECHNICAL DRAWINGS

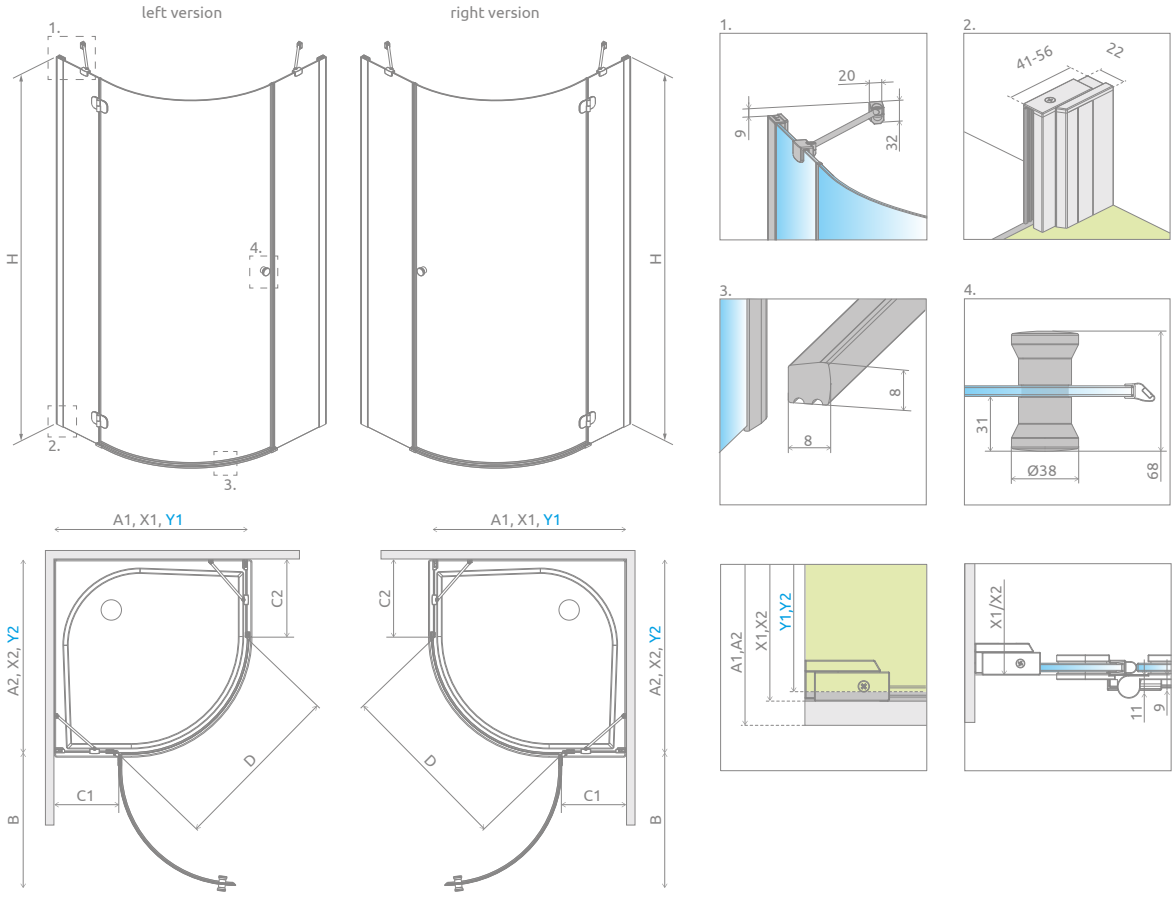

Model	A1	A2	X1	X2	Y1	Y2	B	C1	C2	D	H
PDJ 80×80	800	800	775-790	775-790	770-785	770-785	605	190-205	247-262	795	1950
PDJ 90×90	900	900	875-890	875-890	870-885	870-885	605	290-305	347-362	795	1950

ADDITIONAL OPTIONS

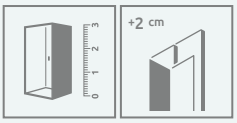

MADE TO MEASURE
p. 7

EXTENSION PROFILES
p. 21

Extension profiles		Art. No.
	Profil U +2 cm	P01-284195001

RECOMMENDED SHOWER TRAYS

Kyntos A



Zantos A



Giaros A



Argos A



Doros Plus A



Doros A



Doros A Compact



Delos A



Patmos A



Patmos A Compact



Rodos A Compact



Samos A



Siros A



Siros A Compact



Dimensions are given in mm.

Torrenta KDJ

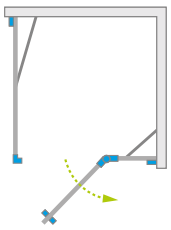








Torrenta KDJ + Kyntos F

Profile finish:



01 Chrome

Model	Tray width **(A1×A2)**	Dimension to the glass panel axis **(Y1×Y2)**	TRANSPARENT GLASS Art. No.
KDJ 80 L*×80	800×800	770-785×770-785	132212-01-01L
KDJ 80 R*×80	800×800	770-785×770-785	132212-01-01R
KDJ 80 L*×100**	800×1000	770-785×970-985	132250-01-01L
KDJ 80 R*×100**	800×1000	770-785×970-985	132250-01-01R
KDJ 90 L*×80	900×800	870-885×770-785	132249-01-01L
KDJ 90 R*×80	900×800	870-885×770-785	132249-01-01R
KDJ 90 L*×90	900×900	870-885×870-885	132202-01-01L
KDJ 90 R*×90	900×900	870-885×870-885	132202-01-01R
KDJ 90 L*×100**	900×1000	870-885×970-985	132240-01-01L
KDJ 90 R*×100**	900×1000	870-885×970-985	132240-01-01R
KDJ 100 L*×80	1000×800	970-985×770-785	132242-01-01L
KDJ 100 R*×80	1000×800	970-985×770-785	132242-01-01R
KDJ 100 L*×90	1000×900	970-985×870-885	132246-01-01L
KDJ 100 R*×90	1000×900	970-985×870-885	132246-01-01R

* door dimension, ** when the sidewall is ≥ 1000 mm, the corner support bars are replaced by a parallel cross stabilizer (see p.13).
Technical drawing available at www.radaway.eu

Dimensions are given in mm.

TECHNICAL DRAWINGS

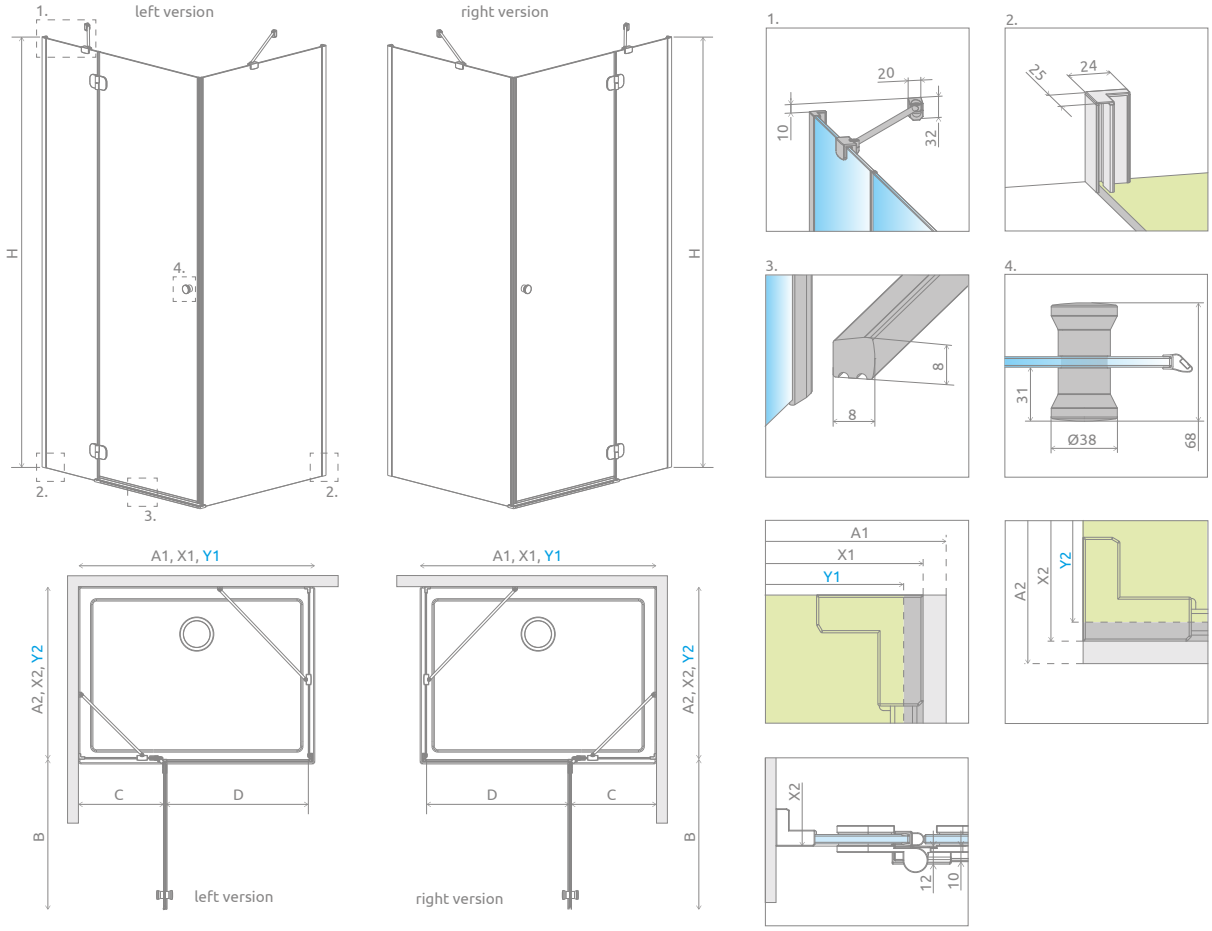

Model	A1	A2	X1	X2	Y1	Y2	B	C	D	H
KDJ 80×80	800	800	775-790	775-790	770-785	770-785	537	256-271	505	1950
KDJ 80×100	800	1000	775-790	975-990	770-785	970-985	537	256-271	505	1950
KDJ 90×80	900	800	875-890	775-790	870-885	770-785	637	256-271	605	1950
KDJ 90×90	900	900	875-890	875-890	870-885	870-885	637	256-271	605	1950
KDJ 90×100	900	1000	875-890	975-990	870-885	970-985	637	256-271	605	1950
KDJ 100×80	1000	800	975-990	775-790	970-985	770-785	637	356-371	605	1950
KDJ 100×90	1000	900	975-990	875-890	970-985	870-885	637	356-371	605	1950

ADDITIONAL OPTIONS

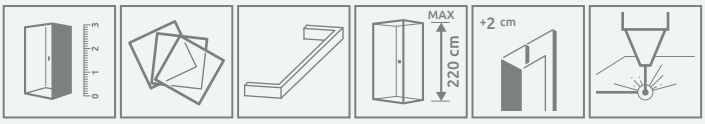

MADE TO MEASURE p. 7 | GLASS VARIANTS p. 11 | TOWEL HANGER p. 14 | MAXIMUM HEIGHT p. 16 | EXTENSION PROFILES p. 21 | PRINT/ENGRAVING ON GLASS p. 24/28

Extension profiles	Art. No.
Profil U +2 cm	P01-284195001

RECOMMENDED SHOWER TRAYS



Dimensions are given in mm.

Torrenta KDJ

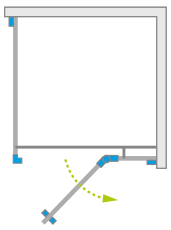








Torrenta KDJ + Kyntos F

Profile finish:



01 Chrome

Shower enclosure set consists of 2 parts: door and sidewall. Please specify both article numbers when making an order.

DOOR

Model	Tray width **(A1)**	Dimension to the glass panel axis **(Y1)**	TRANSPARENT GLASS Art. No.
KDJ 80 L	800	770-785	133280-01-01L
KDJ 80 R	800	770-785	133280-01-01R
KDJ 85 L	850	820-835	133285-01-01L
KDJ 85 R	850	820-835	133285-01-01R
KDJ 90 L	900	870-885	133290-01-01L
KDJ 90 R	900	870-885	133290-01-01R
KDJ 95 L	950	920-935	133295-01-01L
KDJ 95 R	950	920-935	133295-01-01R
KDJ 100 L	1000	970-985	133210-01-01L
KDJ 100 R	1000	970-985	133210-01-01R
KDJ 110 L	1100	1070-1085	133211-01-01L
KDJ 110 R	1100	1070-1085	133211-01-01R
KDJ 120 L	1200	1170-1185	133212-01-01L
KDJ 120 R	1200	1170-1185	133212-01-01R

SIDEWALL S1

Model	Tray width **(A2)**	Dimension to the glass panel axis **(Y2)**	TRANSPARENT GLASS Art. No.
S1 70	700	670-685	1330070-01-01
S1 75	750	720-735	1330075-01-01
S1 80	800	770-785	1330080-01-01
S1 85	850	820-835	1330085-01-01
S1 90	900	870-885	1330090-01-01
S1 95	950	920-935	1330095-01-01
S1 100	1000	970-985	1330100-01-01
S1 110	1100	1070-1085	1330110-01-01
S1 120	1200	1170-1185	1330120-01-01

Dimensions are given in mm.

TECHNICAL DRAWINGS

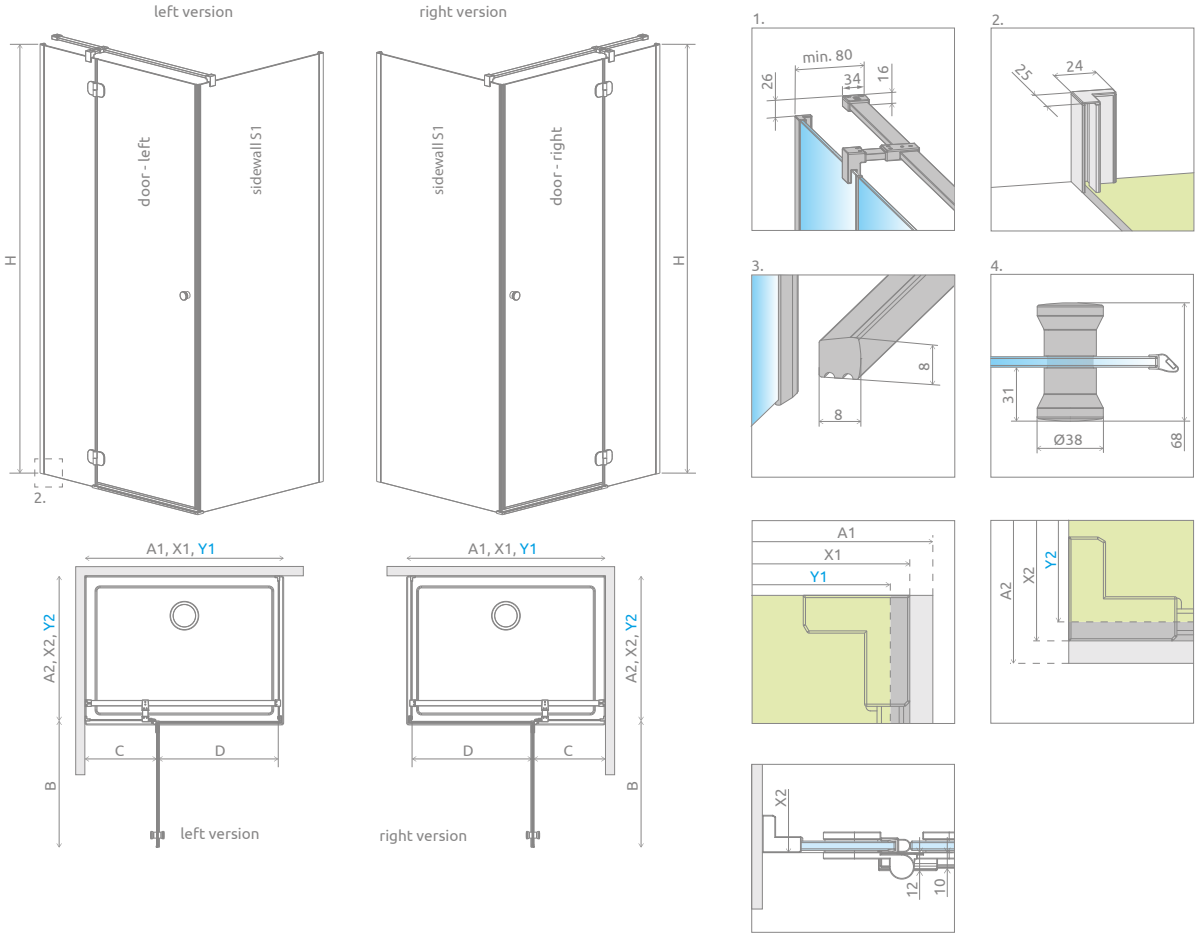

Door	A1	X1	Y1	B	C	D	H
KDJ door 80	800	775-790	770-785	537	256-271	505	1950
KDJ door 85	850	825-840	820-835	537	306-321	505	1950
KDJ door 90	900	875-890	870-885	637	256-271	605	1950
KDJ door 95	950	925-940	920-935	637	306-321	605	1950
KDJ door 100	1000	975-990	970-985	637	356-371	605	1950
KDJ door 110	1100	1075-1090	1070-1085	737	356-371	705	1950
KDJ door 120	1200	1175-1190	1170-1185	837	356-371	805	1950

Sidewall S1	A2	X2	Y2
S1 70	700	675-690	670-685
S1 75	750	725-740	720-735
S1 80	800	775-790	770-785
S1 85	850	825-840	820-835
S1 90	900	875-890	870-885
S1 95	950	925-940	920-935
S1 100	1000	975-990	970-985
S1 110	1100	1075-1090	1070-1085
S1 120	1200	1175-1190	1170-1185

ADDITIONAL OPTIONS

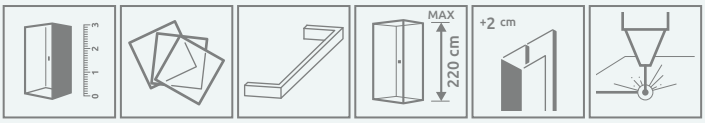

MADE TO MEASURE p. 7 | GLASS VARIANTS p. 11 | TOWEL HANGER p. 14 | MAXIMUM HEIGHT p. 16 | EXTENSION PROFILES p. 21 | PRINT/ENGRAVING ON GLASS p. 24/28

Extension profiles	Art. No.
Profil U +2 cm	P01-284195001

RECOMMENDED SHOWER TRAYS



Dimensions are given in mm.

Torrenta KDD

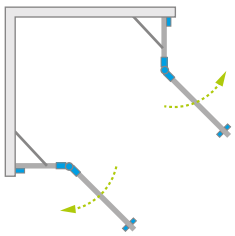








Torrenta KDD + Kyntos C

Profile finish:



01 Chrome

Model	Tray width **(A1×A2)**	Dimension to the glass panel axis **(Y1×Y2)**	TRANSPARENT GLASS Art. No.
KDD 80×80	800×800	770-785×770-785	132262-01-01
KDD 80L×90R	800×900	770-785×870-885	132777-01-01R
KDD 80L×100R	800×1000	770-785×970-985	132273-01-01R
KDD 90L×80R	900×800	870-885×770-785	132777-01-01L
KDD 90×90	900×900	870-885×870-885	132252-01-01
KDD 100L×80R	1000×800	970-985×770-785	132273-01-01L
KDD 100×90	1000×900	970-985×870-885	132275-01-01
KDD 100×100	1000×1000	970-985x970-985	132272-01-01

Dimensions are given in mm.

TECHNICAL DRAWINGS

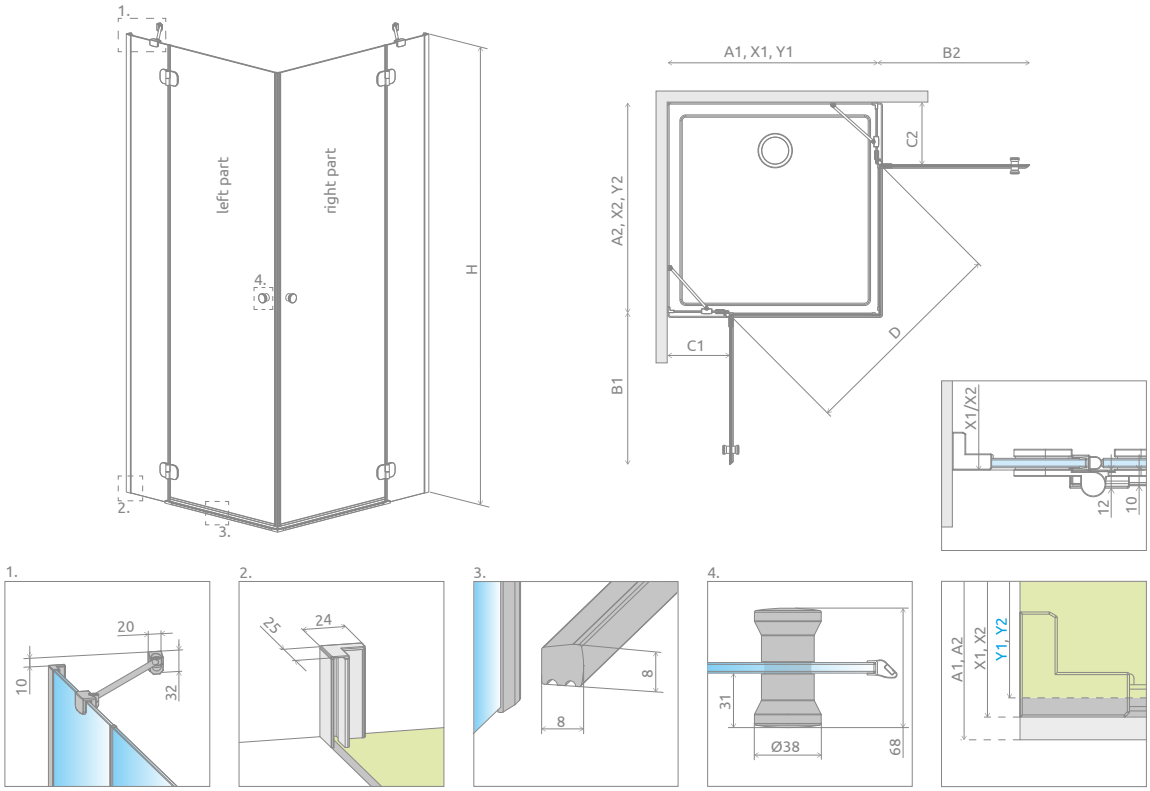

Model	A1	A2	X1	X2	Y1	Y2	B1	B2	C1	C2	D	H
KDD 80L×80R	800	800	775-790	775-790	770-785	770-785	537	537	256-271	256-271	746	1950
KDD 80L×90R	800	900	775-790	875-890	770-785	870-885	537	637	256-271	256-271	820	1950
KDD 80L×100R	800	1000	775-790	975-990	770-785	970-985	537	637	256-271	356-371	820	1950
KDD 90L×80R	900	800	875-890	775-790	870-885	770-785	637	537	256-271	256-271	820	1950
KDD 90L×90R	900	900	875-890	875-890	870-885	870-885	637	637	256-271	256-271	887	1950
KDD 90L×100R	900	1000	875-890	975-990	870-885	970-985	637	637	256-271	356-371	887	1950
KDD 100L×80R	1000	800	975-990	775-790	970-985	770-785	637	537	356-371	256-271	820	1950
KDD 100L×90R	1000	900	975-990	875-890	970-985	870-885	637	637	356-371	256-271	887	1950
KDD 100L×100R	1000	1000	975-990	975-990	970-985	970-985	637	637	356-371	356-371	887	1950

ADDITIONAL OPTIONS

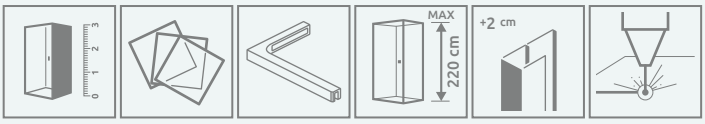

MADE TO MEASURE p. 7 | GLASS VARIANTS p. 11 | STABILIZER L p. 13 | MAXIMUM HEIGHT p. 16 | EXTENSION PROFILES p. 21 | PRINT/ENGRAVING ON GLASS p. 24/28

Extension profiles	Art. No.
 Profil U +2 cm	P01-284195001

RECOMMENDED SHOWER TRAYS



Dimensions are given in mm.

Torrenta KDJ+S

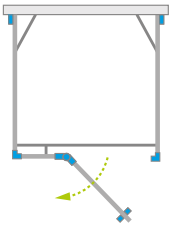









Torrenta KDJ+S + Giaros D

Profile finish:



01 Chrome

Shower enclosure set consists of 3 parts: shower door and 2 sidewalls S1. Please specify all the article numbers when making an order.

DOOR

Model	Tray width **(A1)**	Dimension to the glass panel axis **(Y1)**	TRANSPARENT GLASS Art. No.
KDJ+S door 80 L	800	750	133380-01-01L
KDJ+S door 80 R	800	750	133380-01-01R
KDJ+S door 90 L	900	850	133390-01-01L
KDJ+S door 90 R	900	850	133390-01-01R
KDJ+S door 100 L	1000	950	133310-01-01L
KDJ+S door 100 R	1000	950	133310-01-01R
KDJ+S door 110 L	1100	1050	133311-01-01L
KDJ+S door 110 R	1100	1050	133311-01-01R
KDJ+S door 120 L	1200	1050	133312-01-01L
KDJ+S door 120 R	1200	1050	133312-01-01R

SIDEWALL S1

(the package includes 1 sidewall, remember to order 2 sidewalls when making an order)

Model	Tray width **(A2)**	Dimension to the glass panel axis **(Y2)**	TRANSPARENT GLASS Art. No.
S1 70	700	670-685	1330070-01-01
S1 75	750	720-735	1330075-01-01
S1 80	800	770-785	1330080-01-01
S1 90	900	870-885	1330090-01-01
S1 100	1000	970-985	1330100-01-01

Dimensions are given in mm.

TECHNICAL DRAWINGS

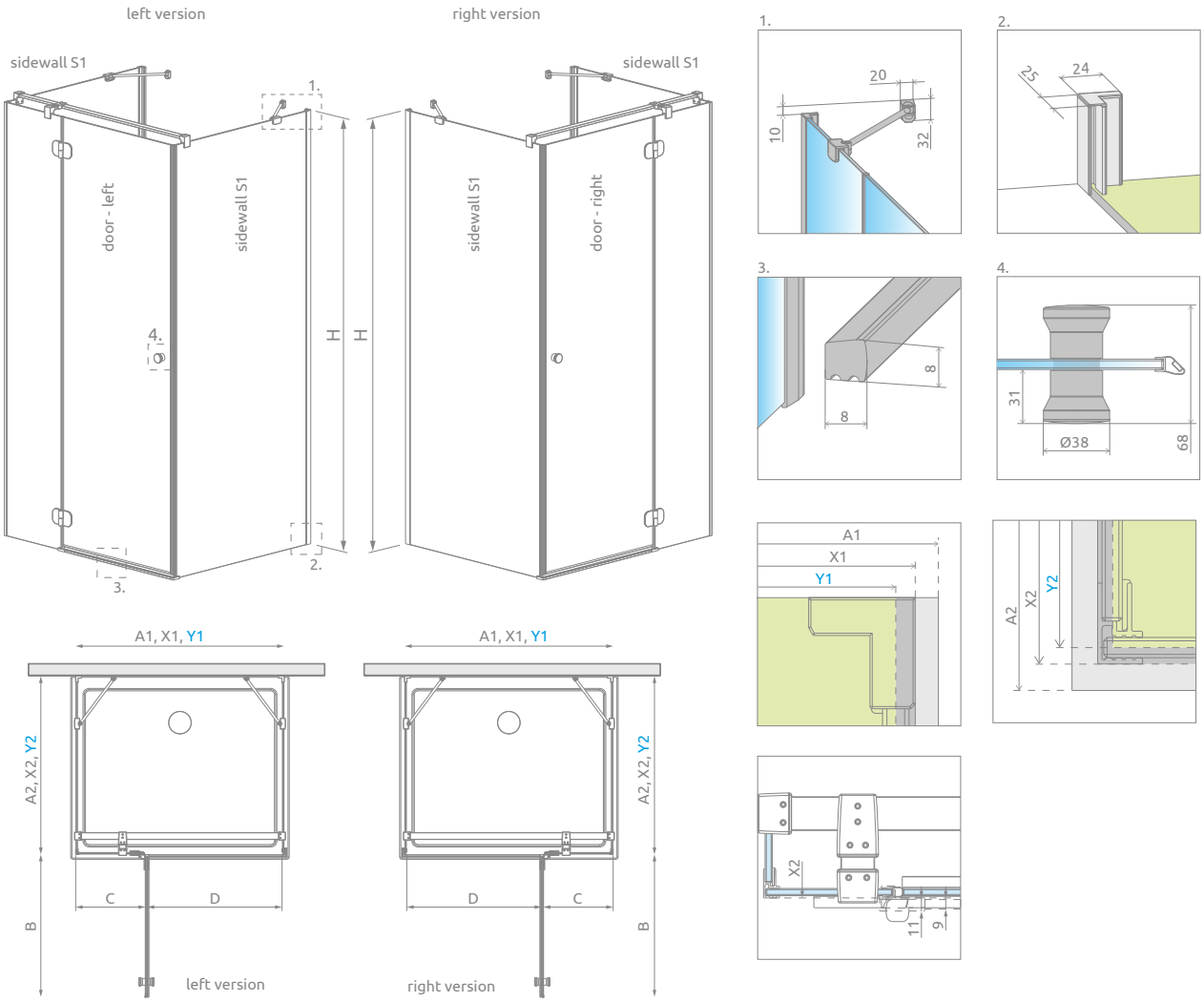

Door	A1	X1	Y1	B	C	D	H
KDJ+S 80	800	760	750	537	240	505	1950
KDJ+S 90	900	860	850	637	240	605	1950
KDJ+S 100	1000	960	950	637	340	605	1950
KDJ+S 110	1100	1060	1050	737	340	705	1950
KDJ+S 120	1200	1160	1150	837	340	805	1950

ADDITIONAL OPTIONS

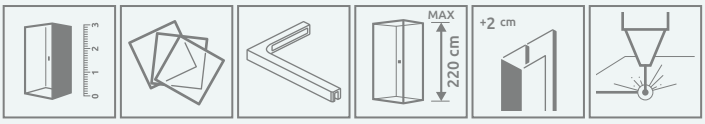

MADE TO MEASURE p. 7 | GLASS VARIANTS p. 11 | STABILIZER L p. 13 | MAXIMUM HEIGHT p. 16 | EXTENSION PROFILES p. 21 | PRINT/ENGRAVING ON GLASS p. 24/28

Extension profiles	Art. No.
 Profil U +2 cm	P01-284195001

RECOMMENDED SHOWER TRAYS



Dimensions are given in mm.

Torrenta DWJ

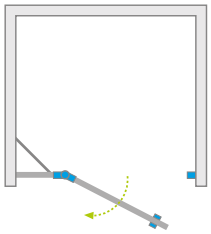








Torrenta DWJ

Profile finish:



01 Chrome

Model	Width of niche **(X)**	TRANSPARENT GLASS Art. No.
DWJ 80 L	787-810	131910-01-01
DWJ 80 R	787-810	132010-01-01
DWJ 90 L	887-910	131900-01-01
DWJ 90 R	887-910	132000-01-01
DWJ 100 L	987-1010	131920-01-01
DWJ 100 R	987-1010	132020-01-01
DWJ 110 L	1087-1110	131940-01-01
DWJ 110 R	1087-1110	132040-01-01
DWJ 120 L	1187-1210	131930-01-01
DWJ 120 R	1187-1210	132030-01-01

Dimensions are given in mm.

TECHNICAL DRAWINGS

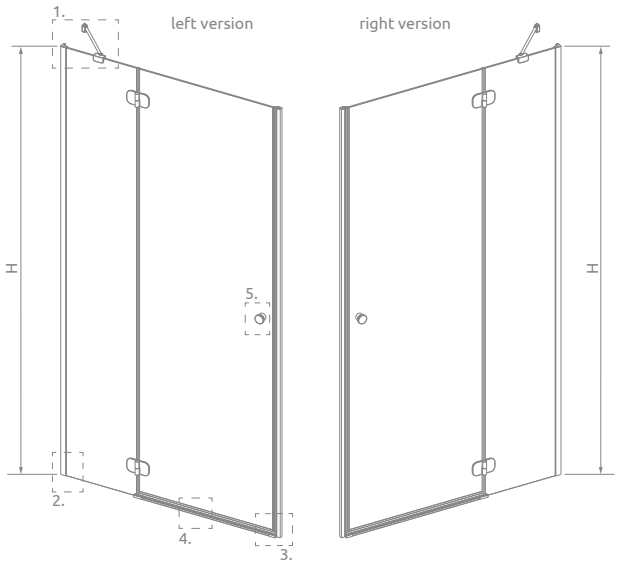

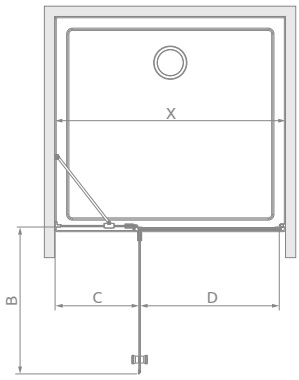

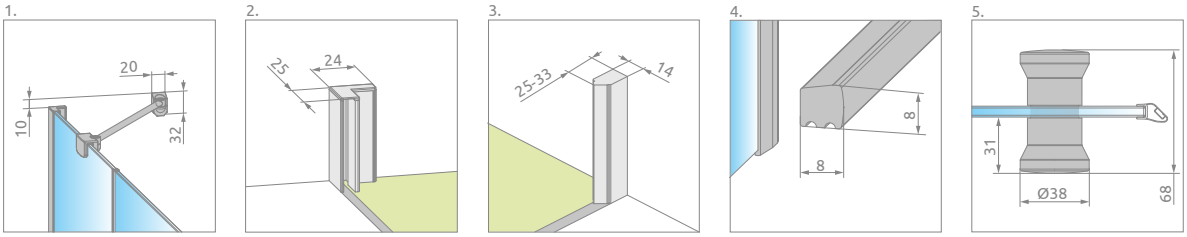

Model	X	B	C	D	H
DWJ 80	787-810	537	251-266	506	1950
DWJ 90	887-910	637	251-266	606	1950
DWJ 100*	987-1010	637	351-366	606	1950
DWJ 110*	1087-1110	737	351-366	706	1950
DWJ 120*	1187-1210	837	351-366	806	1950

ADDITIONAL OPTIONS

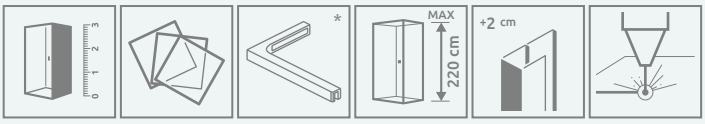

MADE TO MEASURE p. 7 | GLASS VARIANTS p. 11 | STABILIZER L p. 13 | MAXIMUM HEIGHT p. 16 | EXTENSION PROFILES p. 21 | PRINT/ENGRAVING ON GLASS p. 24/28

Torrenta DWJS



Catalogue cards of this models are available at **www.radaway.eu**

Extension profiles	Art. No.
 Profil U +2 cm	P01-284195001

RECOMMENDED SHOWER TRAYS

Kyntos C | Teos C | Zantos C | Giaros C | Doros Plus C | Doros C | Doros C Compact | Delos C | Delos C with panel | Argos C | Argos C with panel | Siros C | Siros C Compact | Giaros D | Doros Plus D | Doros D



Doros D Compact | Argos D | Argos D with panel | Delos D | Delos D with panel | Laros D Compact | Kyntos F | Teos F | Zantos F | Doros Plus F | Doros F | Doros F Compact



Dimensions are given in mm.



Tempered safety glass, thickness range: 4 to 5 mm, compliant with PN:EN 12150:1



Invisible mechanism of shift and regulation of the door





Invisible mechanism of shift and regulation of the door



Glass protected with EasyClean® coating



Easy and quick installation – product partly assembled in the production process



Ergonomic handle



Profile that connects the door with the sidewall

STANDARD GLASS FINISH



01 Transparent

PROFILE FINISH



01 Chrome

ADDITIONAL OPTIONS

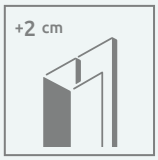

EXTENSION PROFILES

If you can not find suitable shower enclosure or shower door for your bathroom, then you can use extension profiles. Information about the profiles can be found on the page of particular model of the cabin.



MADE TO MEASURE

Products marked with this pictogram are available in our "made to measure" programme eg. with non-standard dimensions, with slants, cutouts for the seat or bath. Details on p. 7 or on our website www.radaway.eu

Made to measure
radaway



Evo

DW+S



334

DW



336

Evo DW+S



mm 4|5[1] GLASS

Easy® Clean



Evo DW+S + Doros Plus D

Profile finish:



01 Chrome

Shower enclosure set consists of 2 parts: door and sidewall S. Please specify all the article numbers when making an order.

DOOR

Model	Tray width **(A1)**	Dimension to the glass panel axis **(Y1)**	TRANSPARENT GLASS Art. No.
DW 75	750	723-743	335075-01-01
DW 80	800	773-793	335080-01-01
DW 85	850	823-843	335085-01-01
DW 90	900	873-893	335090-01-01
DW 95	950	923-943	335095-01-01
DW 100	1000	973-993	335100-01-01
DW 105	1050	1023-1043	335105-01-01
DW 110	1100	1073-1093	335110-01-01
DW 120	1200	1173-1193	335120-01-01

SIDEWALL S

Model	Tray width **(A2)**	TRANSPARENT GLASS Art. No.
S 70	700	336070-01-01
S 75	750	336075-01-01
S 80	800	336080-01-01
S 90	900	336090-01-01
S 100	1000	336100-01-01

[1] 4 mm movable parts, 5 mm fixed parts

Dimensions are given in mm.

TECHNICAL DRAWINGS

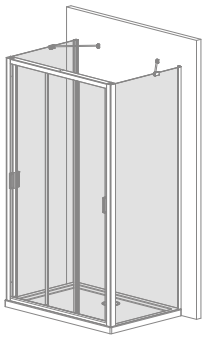

It is possible to construct a wall-adjacent shower enclosure, in this case, please contact Customer Service Department.

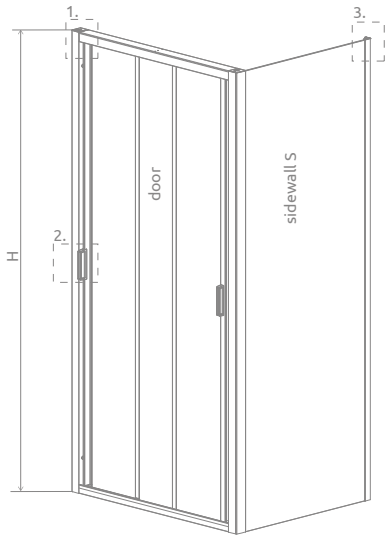

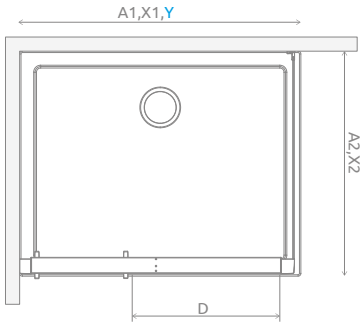

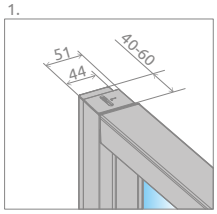

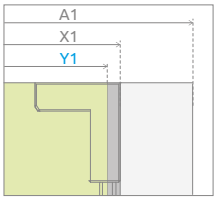

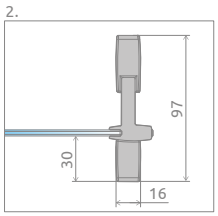

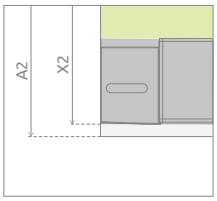

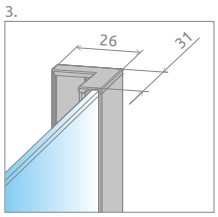



Door	A1	X1	Y	D	H
DW 75	750	727-747	723-743	363	2000
DW 80	800	777-797	773-793	396	2000
DW 85	850	827-847	823-843	429	2000
DW 90	900	877-897	873-893	462	2000
DW 95	950	927-947	923-943	495	2000
DW 100	1000	977-997	973-993	528	2000
DW 105	1050	1027-1047	1023-1043	561	2000
DW 110	1100	1077-1097	1073-1093	594	2000
DW 120	1200	1177-1197	1173-1193	660	2000

Sidewall S	A2	X2
S 70	700	677 -697
S 75	750	727-747
S 80	800	777 -797
S 90	900	877-897
S 100	1000	977-997

ADDITIONAL OPTIONS

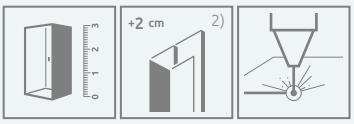

MADE TO MEASURE p. 7 | EXTENSION PROFILES p. 21 | PRINT/ENGRAVING ON GLASS p. 24/28

Extension profiles		Art. No.
	Profil U +2 cm	P01-162199801

RECOMMENDED SHOWER TRAYS





[2] applies only to the door extension

Dimensions are given in mm.

Evo DW

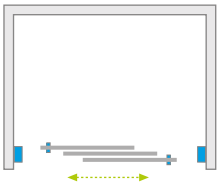

GLASS 4 mm

Easy ® Clean



Evo DW + Doros D

Profile finish:



01 Chrome

All three sections are sliding, thus the entrance can be from left or right side.

Model	Width of niche (X)	TRANSPARENT GLASS Art. No.
DW 75	720-760	335075-01-01
DW 80	770-810	335080-01-01
DW 85	820-860	335085-01-01
DW 90	870-910	335090-01-01
DW 95	920-960	335095-01-01
DW 100	970-1010	335100-01-01
DW 105	1020-1060	335105-01-01
DW 110	1070-1110	335110-01-01
DW 120	1170-1210	335120-01-01

Dimensions are given in mm.

TECHNICAL DRAWINGS

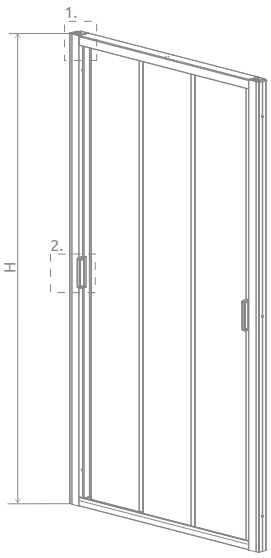

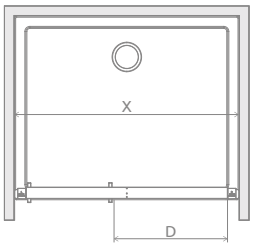

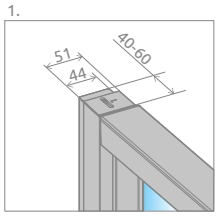

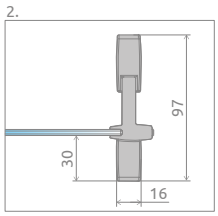

Model	X	D	H
DW 75	720-760	363	2000
DW 80	770-810	396	2000
DW 85	820-860	429	2000
DW 90	870-910	462	2000
DW 95	920-960	495	2000
DW 100	970-1010	528	2000
DW 105	1020-1060	561	2000
DW 110	1070-1110	594	2000
DW 120	1170-1210	660	2000



ADDITIONAL OPTIONS

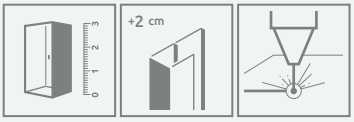

MADE TO MEASURE p. 7

EXTENSION PROFILES p. 21

PRINT/ENGRAVING ON GLASS p. 24/28

Extension profiles		Art. No.
	Profil U +2 cm	P01-162199801

RECOMMENDED SHOWER TRAYS

Kyntos C | Teos C | Zantos C | Giaros C | Doros Plus C | Doros C | Doros C Compact | Delos C | Argos C | Argos C with panel | Siros C | Siros C Compact | Giaros D | Doros Plus D | Doros D



Doros D Compact | Argos D | Argos D with panel | Delos D | Laros D Compact | Kyntos F | Teos F | Zantos F | Doros Plus F | Doros F | Doros F Compact



Dimensions are given in mm.

TWIST



Tempered safety glass, thickness: 6 mm, compliant with PN:EN 12150:1



Pivot hinges enable opening the door to the inside as well as to the outside



Elegant chrome details



Glass protected with EasyClean® coating



Wall profiles with adjustment to compensate for wall irregularities (10 mm)



The door is equipped with magnet-catch gaskets on both sides

STANDARD GLASS FINISH



01 Transparent

PROFILE FINISH



01 Chrome

ADDITIONAL OPTIONS



GLASS VARIANTS

Product is available in several glass variants. Details on p. 11.



MADE TO MEASURE

Products marked with this pictogram are available in our “made to measure” programme eg. with non-standard dimensions, with slants, cutouts for the seat or bath. Details on p. 7 or on our website www.radaway.eu

Made to measure
radaway

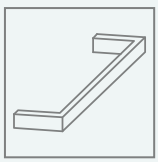

TOWEL HANGER

Possibility to order a rail hanger, ideal for hanging a towel. Details on p. 14.

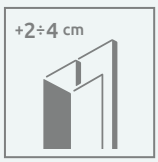

EXTENSION PROFILES

If you can not find suitable shower enclosure or shower door for your bathroom, then you can use extension profiles. Information about the profiles can be found on the page of particular model of the cabin.



Twist

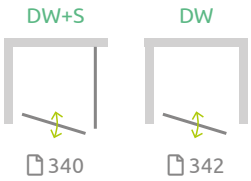

Twist
DW+S

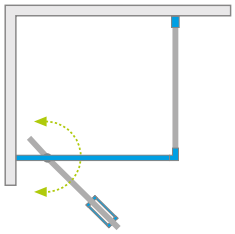

GLASS 6 mm

Easy ® Clean



Twist DW+S + Argos C

Profile finish:



01 Chrome

Shower enclosure set consists of 2 parts: a door and a sidewall. Please specify all the article numbers when making an order.
This is a universal shower enclosure. It is possible to install it as a right or left version.

DOOR

Model	Tray width **(A1)**	Dimension to the glass panel axis **(Y1)**	TRANSPARENT GLASS Art. No.
DW 70	700	678-688	382000-01
DW 80	800	778-788	382001-01
DW 90	900	878-888	382002-01
DW 100	1000	978-988	382003-01

SIDEWALL S

Model	Tray width **(A2)**	TRANSPARENT GLASS Art. No.
S 70	700	382009-01
S 75	750	382010-01
S 80	800	382011-01
S 90	900	382012-01
S 100	1000	382013-01

Dimensions are given in mm.

TECHNICAL DRAWINGS

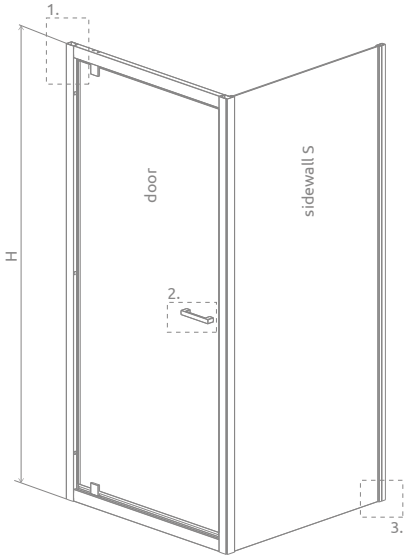

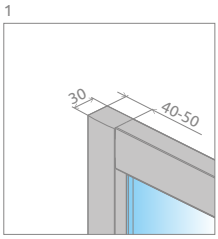

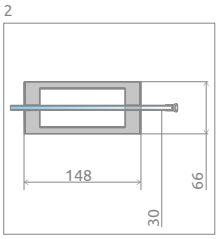

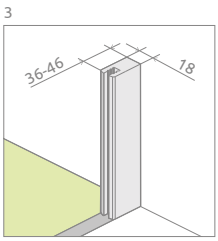

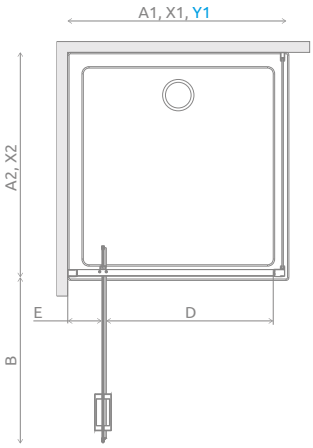

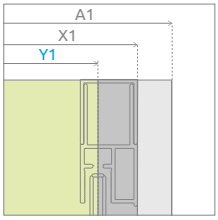

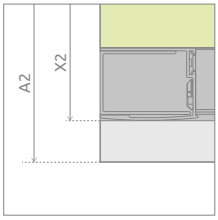

Door	A1	X1	Y1	B	D	E	H
DW 70	700	690-700	678-688	475	495	140-150	1900
DW 80	800	790-800	778-788	575	595	140-150	1900
DW 90	900	890-900	878-888	675	695	140-150	1900
DW 100	1000	990-1000	978-988	775	795	140-150	1900

Sidewall S	A2	X2
S 70	700	690-700
S 75	750	740-750
S 80	800	790-800
S 90	900	890-900
S 100	1000	990-1000

ADDITIONAL OPTIONS

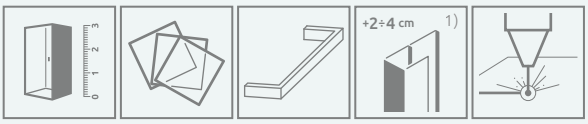

MADE TO MEASURE p. 7 | GLASS VARIANTS p. 11 | TOWEL HANGER p. 14 | EXTENSION PROFILES p. 21 | PRINT/ENGRAVING ON GLASS p. 24/28

Extension profiles	Art. No.
Profil U +2 cm	P01-141190001
Profil U +4 cm	P01-142190001

RECOMMENDED SHOWER TRAYS





[1] applies only to the door extension

Dimensions are given in mm.

Twist DW

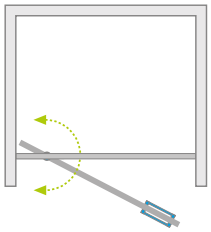

GLASS 6 mm

Easy ® Clean



Twist DW + Argos D

Profile finish:



01 Chrome

This is a universal door. It is possible to install it as a right or left version.

Model	Width of niche **(X)**	TRANSPARENT GLASS Art. No.
DW 70	685-710	382000-01
DW 80	785-810	382001-01
DW 90	885-910	382002-01
DW 100	985-1010	382003-01

Dimensions are given in mm.

TECHNICAL DRAWINGS

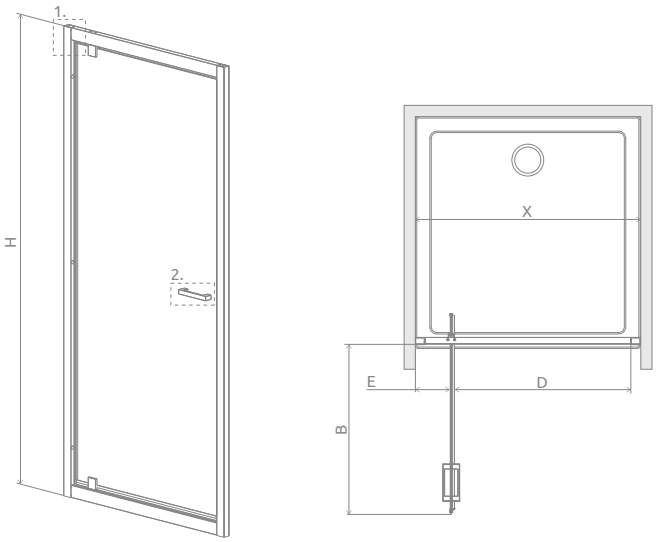

Model	X	B	D	E	H
DW 70	685-710	475	495	140-150	1900
DW 80	785-810	575	595	140-150	1900
DW 90	885-910	675	695	140-150	1900
DW 100	985-1010	775	795	140-150	1900

ADDITIONAL OPTIONS

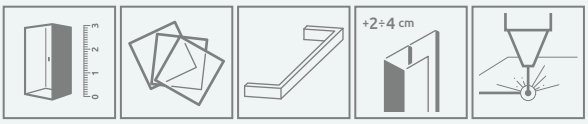

MADE TO MEASURE p. 7 | GLASS VARIANTS p. 11 | TOWEL HANGER p. 14 | EXTENSION PROFILES p. 21 | PRINT/ENGRAVING ON GLASS p. 24/28

Extension profiles	Art. No.
Profil U +2 cm	P01-141190001
Profil U +4 cm	P01-142190001

RECOMMENDED SHOWER TRAYS



Dimensions are given in mm.

PREMIUM PRO



Tempered safety glass, thickness: 6 mm, compliant with PN:EN 12150:1



Top masking cap for wall-adjacent profiles



Bottom roller flush with the glass pane, facilitating cleaning



Bearing rollers with a chrome cap



Glass protected with EasyClean® coating



Roller stop for safety while sliding the door.



Possibility to unlock and tilt the door to clean the shower enclosure



Gaskets ensuring leak proof performance



Ergonomic handle

PROFILE FINISH

Glossy: **Matte:**



01 Chrome **54** Black

Anodized profiles characterized by higher resistance to corrosion and abrasion.

In products with black profiles, black gaskets are in standard.

Photos of products in colour variants can be found on p. 354.

STANDARD GLASS FINISH



01 Transparent

ADDITIONAL OPTIONS



GLASS VARIANTS

Product is available in several glass variants. Details on p. 11.

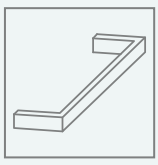

TOWEL HANGER

Possibility to order a rail hanger, ideal for hanging a towel. Details on p. 14.

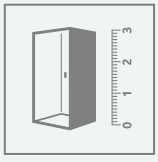

MADE TO MEASURE

Products marked with this pictogram are available in our "made to measure" programme eg. with non-standard dimensions, with slants, cutouts for the seat or bath. Details on p. 7 or on our website www.radaway.eu

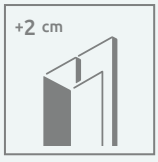

EXTENSION PROFILES

If you can not find suitable shower enclosure or shower door for your bathroom, then you can use extension profiles. Information about the profiles can be found on the page of particular model of the cabin.



Premium Pro

PDD

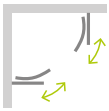

346

KDJ



348

KDD



350

DWJ



352

Premium Pro PDD

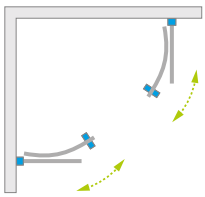









The product in other colour variants can be found on p. 354



Premium Pro PDD + Argos A

Profile finish:



01 Chrome **54** Black

Shower enclosure set consists of 2 parts: set of doors and set of sidewalls.
In the article number, the symbol **XX** should be replaced with the symbol of the selected colour.

SYMMETRIC SHOWER ENCLOSURES

Model	Element	TRANSPARENT GLASS Art. No.
PDD 80×80	PDD doors	1013000-01-01
	PDD walls 80L×80R	1013100-**XX**-01
PDD 90×90	PDD doors	1013000-01-01
	PDD walls 90L×90R	1013200-**XX**-01
PDD 100×100	PDD doors	1013000-01-01
	PDD walls 100L×100R	1013300-**XX**-01

ASYMMETRIC SHOWER ENCLOSURES

Model	Element	TRANSPARENT GLASS Art. No.
PDD 80L×90R	PDD doors	1013000-01-01
	PDD walls 80L×90R	1013400-**XX**-01
PDD 80L×100R	PDD doors	1013000-01-01
	PDD walls 80L×100R	1013600-**XX**-01
PDD 90L×80R	PDD doors	1013000-01-01
	PDD walls 90L×80R	1013500-**XX**-01
PDD 90L×100R	PDD doors	1013000-01-01
	PDD walls 90L×100R	1013800-**XX**-01
PDD 100L×80R	PDD doors	1013000-01-01
	PDD walls 100L×80R	1013700-**XX**-01
PDD 100L×90R	PDD doors	1013000-01-01
	PDD walls 100L×90R	1013900-**XX**-01

Dimensions are given in mm.

TECHNICAL DRAWINGS

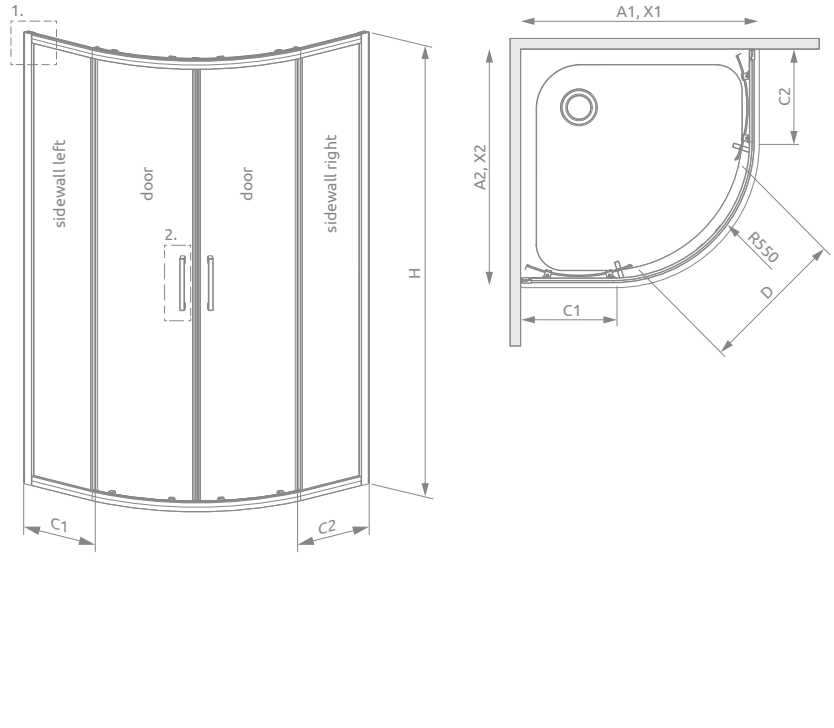

Model	A1	A2	X1	X2	C1	C2	D	H
PDD 80×80	800	800	780-795	780-795	235-250	235-250	405	2000
PDD 90×90	900	900	880-895	880-895	335-350	335-350	550	2000
PDD 100×100	1000	1000	980-995	980-995	435-450	435-450	550	2000
PDD 80L×90R	800	900	780-795	880-895	235-250	335-350	485	2000
PDD 80L×100R	800	1000	780-795	980-995	235-250	435-450	485	2000
PDD 90L×80R	900	800	880-895	780-795	335-350	235-250	485	2000
PDD 90L×100R	900	1000	880-895	980-995	335-350	435-450	550	2000
PDD 100L×80R	1000	800	980-995	780-795	435-450	235-250	485	2000
PDD 100L×90R	1000	900	980-995	880-895	435-450	335-350	550	2000

ADDITIONAL OPTIONS

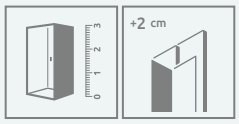

MADE TO MEASURE
p. 7

EXTENSION PROFILES
p. 21

Extension profiles	Art. No.
 Profil +2 cm*	P01-2931998**XX**

* possibility of connecting extension profiles

RECOMMENDED SHOWER TRAYS



Dimensions are given in mm.

Premium Pro KDJ











The product in other colour variants can be found on p. 354


Premium Pro KDJ + Kyntos F

Profile finish:



01 Chrome **54** Black

Shower enclosure set consists of 2 parts: sliding door and sidewall S1.
In the article number, the symbol **XX** should be replaced with the symbol of the selected colour.

DOOR

Model	Dimension to the glass panel axis (Y1)	TRANSPARENT GLASS Art. No.
KDJ door 100 L	975-990	1015100-**XX**-01L
KDJ door 100 R	975-990	1015100-**XX**-01R
KDJ door 110 L	1075-1090	1015110-**XX**-01L
KDJ door 110 R	1075-1090	1015110-**XX**-01R
KDJ door 120 L	1175-1190	1015120-**XX**-01L
KDJ door 120 R	1175-1190	1015120-**XX**-01R
KDJ door 130 L	1275-1290	1015130-**XX**-01L
KDJ door 130 R	1275-1290	1015130-**XX**-01R
KDJ door 140 L	1375-1390	1015140-**XX**-01L
KDJ door 140 R	1375-1390	1015140-**XX**-01R
KDJ door 150 L	1475-1490	1015150-**XX**-01L
KDJ door 150 R	1475-1490	1015150-**XX**-01R

SIDEWALL S1

Model	TRANSPARENT GLASS Art. No.
S1 70	1016070-**XX**-01
S1 75	1016075-**XX**-01
S1 80	1016080-**XX**-01
S1 90	1016090-**XX**-01
S1 100	1016100-**XX**-01

Dimensions are given in mm.

TECHNICAL DRAWINGS

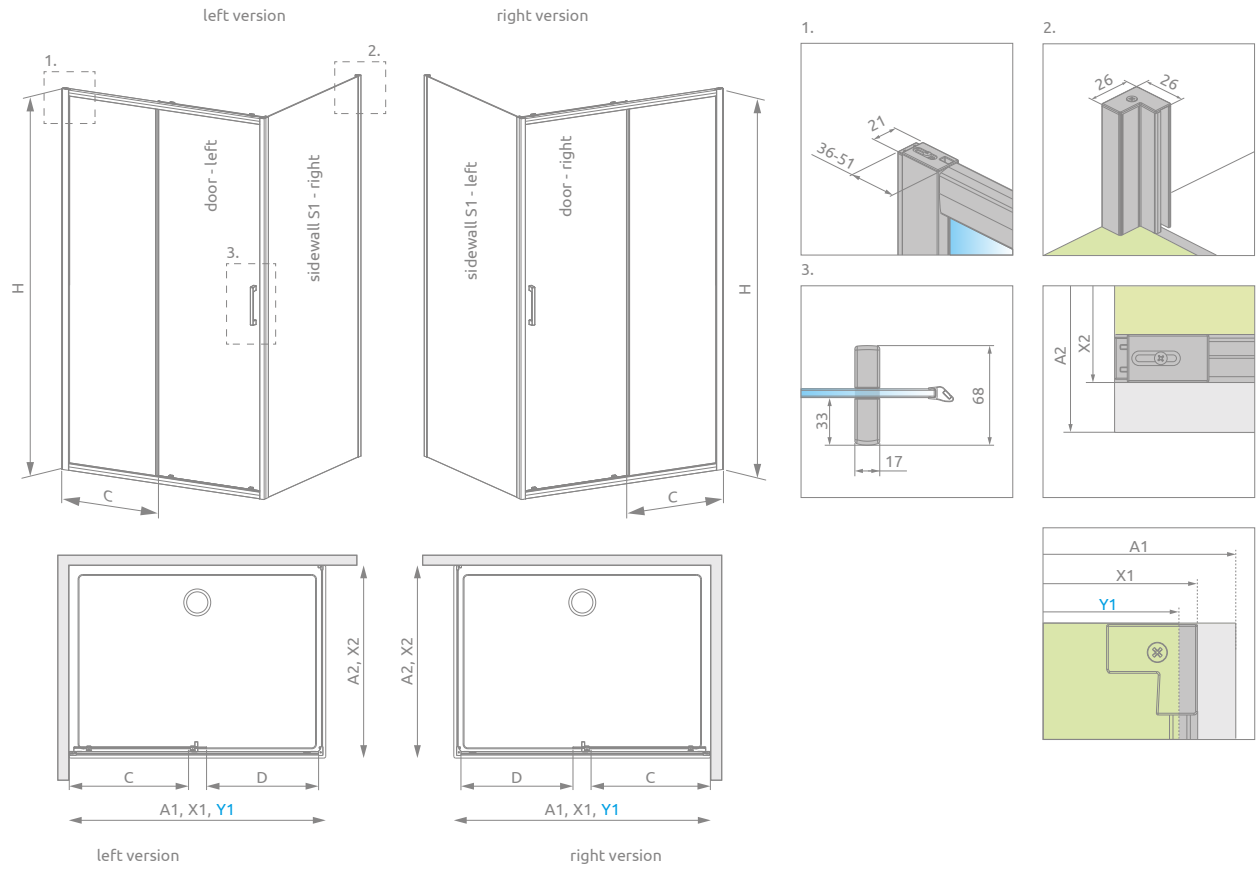

Door	A1	X1	Y1	C	D	H
KDJ door 100	1000	980-995	975-990	450-465	425	2000
KDJ door 110	1100	1080-1095	1075-1090	500-515	475	2000
KDJ door 120	1200	1180-1195	1175-1190	550-565	525	2000
KDJ door 130	1300	1280-1295	1275-1290	600-615	575	2000
KDJ door 140	1400	1380-1395	1375-1390	650-665	625	2000
KDJ door 150	1500	1480-1495	1475-1490	700-715	675	2000

Sidewall S1	A2	X2
S1 70	700	680-695
S1 75	750	730-745
S1 80	800	780-795
S1 90	900	880-895
S1 100	1000	980-995

ADDITIONAL OPTIONS

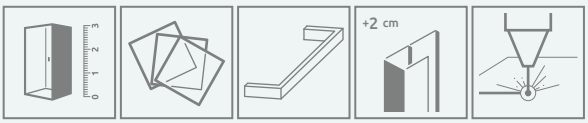

MADE TO MEASURE p. 7 | GLASS VARIANTS p. 11 | TOWEL HANGER p. 14 | EXTENSION PROFILES p. 21 | PRINT/ENGRAVING ON GLASS p. 24/28

Extension profiles	Art. No.
 Profil +2 cm* – it can be mounted only on the side of the fixed front wall	P01-2931998**XX**
 Profil +2 cm* – it can be mounted only on the side of the sidewall	P01-2762000**XX**

* possibility of connecting extension profiles

RECOMMENDED SHOWER TRAYS



Dimensions are given in mm.

Premium Pro KDD

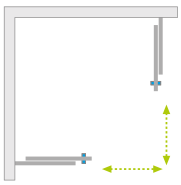









The product in other colour variants can be found on p. 354



Premium Pro KDD + Kyntos C anthracite

Profile finish:



01 Chrome **54** Black

Shower enclosure set consists of 2 parts: left and right.
In the article number, the symbol **XX** should be replaced with the symbol of the selected colour.

LEFT PART

Model	TRANSPARENT GLASS Art. No.
KDD 80 L	1017080-**XX**-01L
KDD 90 L	1017090-**XX**-01L
KDD 100 L	1017100-**XX**-01L

RIGHT PART

Model	TRANSPARENT GLASS Art. No.
KDD 80 R	1017080-**XX**-01R
KDD 90 R	1017090-**XX**-01R
KDD 100 R	1017100-**XX**-01R

Dimensions are given in mm.

TECHNICAL DRAWINGS

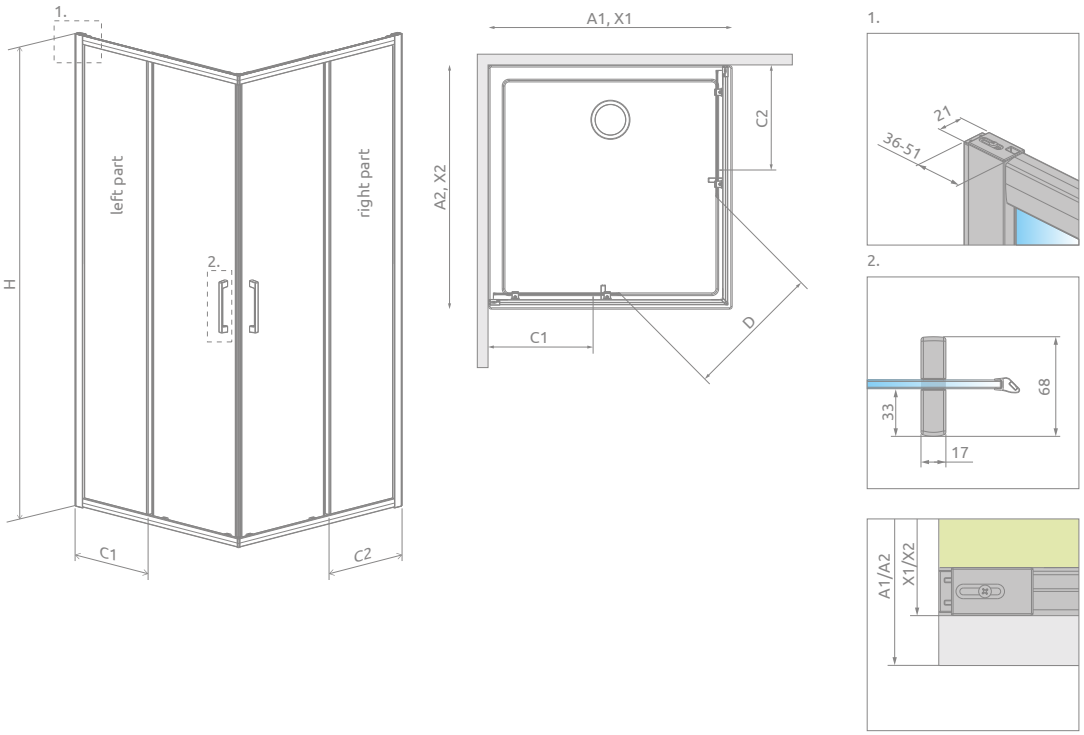

Model	A1	A2	X1	X2	C1	C2	D	H
KDD 80L×80R	800	800	780-795	780-795	330-345	330-345	430	2000
KDD 80L×90R	800	900	780-795	880-895	330-345	380-395	470	2000
KDD 80L×100R	800	1000	780-795	980-995	330-345	430-445	510	2000
KDD 90L×90R	900	900	880-895	880-895	380-395	380-395	505	2000
KDD 90L×80R	900	800	880-895	780-795	380-395	330-345	470	2000
KDD 90L×100R	900	1000	880-895	980-995	380-395	430-445	540	2000
KDD 100L×80R	1000	800	980-995	780-795	430-445	330-345	510	2000
KDD 100L×90R	1000	900	980-995	880-895	430-445	380-395	540	2000
KDD 100L×100R	1000	1000	980-995	980-995	430-445	430-445	575	2000

ADDITIONAL OPTIONS

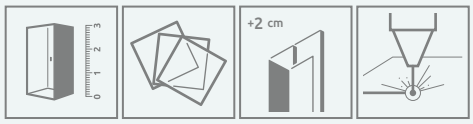

MADE TO MEASURE p. 7 | GLASS VARIANTS p. 11 | EXTENSION PROFILES p. 21 | PRINT/ENGRAVING ON GLASS p. 24/28

Extension profiles	Art. No.
 Profil +2 cm*	P01-2931998**XX**

* possibility of connecting extension profiles

RECOMMENDED SHOWER TRAYS



Dimensions are given in mm.

Premium Pro DWJ

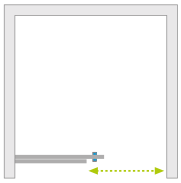









The product in other colour variants can be found on p. 354



Premium Pro DWJ + Doros D

Profile finish:



01 Chrome **54** Black

In the article number, the symbol **XX** should be replaced with the symbol of the selected colour.

Model	Width of niche (X)	TRANSPARENT GLASS Art. No.
DWJ 100 L	980-1010	1014100-**XX**-01L
DWJ 100 R	980-1010	1014100-**XX**-01R
DWJ 110 L	1080-1110	1014110-**XX**-01L
DWJ 110 R	1080-1110	1014110-**XX**-01R
DWJ 120 L	1180-1210	1014120-**XX**-01L
DWJ 120 R	1180-1210	1014120-**XX**-01R
DWJ 130 L	1280-1310	1014130-**XX**-01L
DWJ 130 R	1280-1310	1014130-**XX**-01R
DWJ 140 L	1380-1410	1014140-**XX**-01L
DWJ 140 R	1380-1410	1014140-**XX**-01R
DWJ 150 L	1480-1510	1014150-**XX**-01L
DWJ 150 R	1480-1510	1014150-**XX**-01R
DWJ 160 L	1580-1610	1014160-**XX**-01L
DWJ 160 R	1580-1610	1014160-**XX**-01R

Dimensions are given in mm.

TECHNICAL DRAWINGS

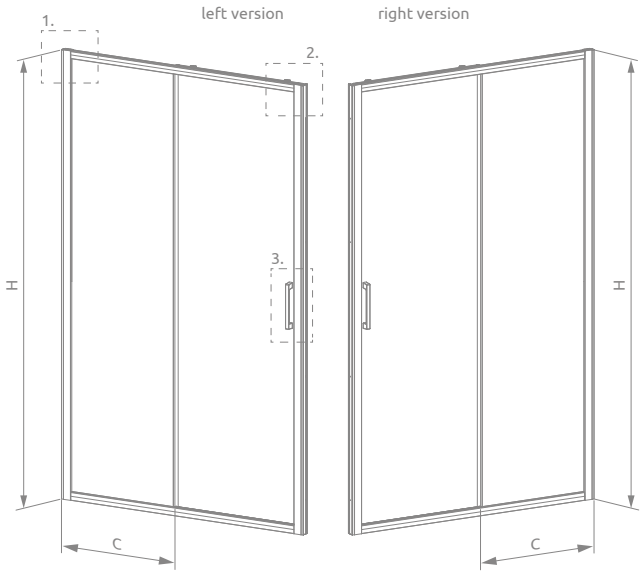

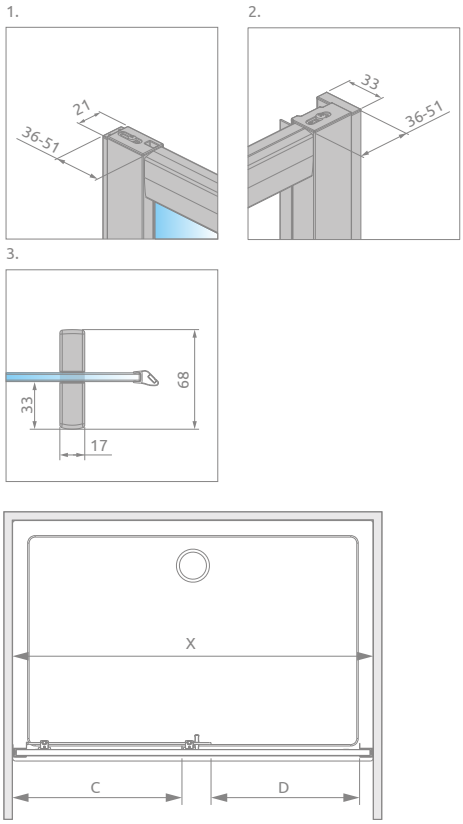

Model	X	C	D	H
DWJ 100	980-1010	450-465	408	2000
DWJ 110	1080-1110	500-515	458	2000
DWJ 120	1180-1210	550-565	508	2000
DWJ 130	1280-1310	600-615	558	2000
DWJ 140	1380-1410	650-665	608	2000
DWJ 150	1480-1510	700-715	658	2000
DWJ 160	1580-1610	750-765	708	2000

ADDITIONAL OPTIONS

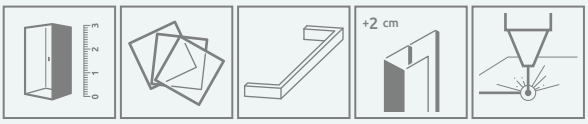

MADE TO MEASURE p. 7 | GLASS VARIANTS p. 11 | TOWEL HANGER p. 14 | EXTENSION PROFILES p. 21 | PRINT/ENGRAVING ON GLASS p. 24/28

Extension profiles	Art. No.
 Profil +2 cm*	P01-2931998**XX**

* possibility of connecting extension profiles

RECOMMENDED SHOWER TRAYS



Dimensions are given in mm.

Premium Pro Black PDD

p. 346



Premium Pro Black KDJ

p. 348





Premium Pro Black KDD

p. 350



Premium Pro Black DWJ

p. 352

PREMIUM PLUS



Tempered safety glass, thickness range: 5 to 6 mm, compliant with PN:EN 12150:1



Ergonomic and elegant chrome plated handles



Wall profiles with adjustment to compensate for wall irregularities (20 mm)



Bearing rollers with a chrome cap



Glass protected with EasyClean® coating



Possibility to unlock and tilt the door to clean the shower enclosure



Bearing rollers with a chrome cap



Top masking cap for wall-adjacent profiles



Roller stop for safety while sliding the door.

STANDARD GLASS FINISH



01 Transparent



05 Graphite



06 Fabric



08 Brown

PROFILE FINISH



01 Chrome

ADDITIONAL OPTIONS



EXTENSION PROFILES

If you can not find suitable shower enclosure or shower door for your bathroom, then you can use extension profiles. Information about the profiles can be found on the page of particular model of the cabin.

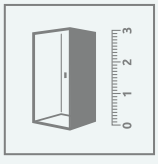

MADE TO MEASURE

Products marked with this pictogram are available in our "made to measure" programme eg. with non-standard dimensions, with slants, cutouts for the seat or bath. Details on p. 7 or on our website www.radaway.eu

Made to measure
radaway



Premium Plus

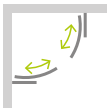
A/E
358


B
360

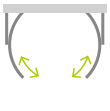
P
361


C/D
362


DWJ+S
364


DWD+S
364


DWJ
366


DWD
366


A+2S
368


C+2S
368

Premium Plus A/E 1900/1700

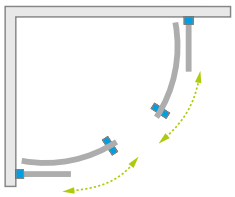









Profile finish:



01 Chrome

A universal shower enclosure that can be assembled as a left-hand or right-hand version.

SYMMETRIC SHOWER ENCLOSURES

Model	Height (H)	TRANSPARENT GLASS Art. No.	GRAPHITE GLASS Art. No.	FABRIC GLASS Art. No.	BROWN GLASS Art. No.
A 80×80×190	1900	30413-01-01N	30413-01-05N	30413-01-06N	30413-01-08N
A 85×85×190	1900	30420-01-01N	–	–	–
A 90×90×190	1900	30403-01-01N	30403-01-05N	30403-01-06N	30403-01-08N
A 100×100×190	1900	30423-01-01N	30423-01-05N	30423-01-06N	30423-01-08N
A 80×80×170	1700	30411-01-01N	30411-01-05N	30411-01-06N	30411-01-08N
A 90×90×170	1700	30401-01-01N	30401-01-05N	30401-01-06N	30401-01-08N

ASYMMETRIC SHOWER ENCLOSURES

Model	Height (H)	TRANSPARENT GLASS Art. No.	GRAPHITE GLASS Art. No.	FABRIC GLASS Art. No.	BROWN GLASS Art. No.
E 90×80×190	1900	30492-01-01N	30492-01-05N	30492-01-06N	30492-01-08N
E 100×80×190	1900	30491-01-01N	30491-01-05N	30491-01-06N	30491-01-08N
E 120×90×190	1900	30493-01-01N	30493-01-05N	30493-01-06N	30493-01-08N
E 100×80×170	1700	30481-01-01N	30481-01-05N	30481-01-06N	30481-01-08N
E 120×90×170	1700	30483-01-01N	30483-01-05N	30483-01-06N	30483-01-08N

Dimensions are given in mm.

TECHNICAL DRAWINGS

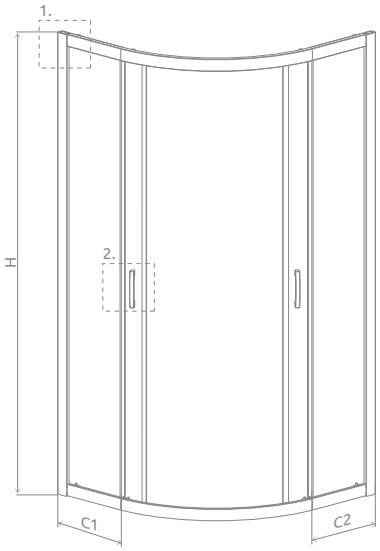

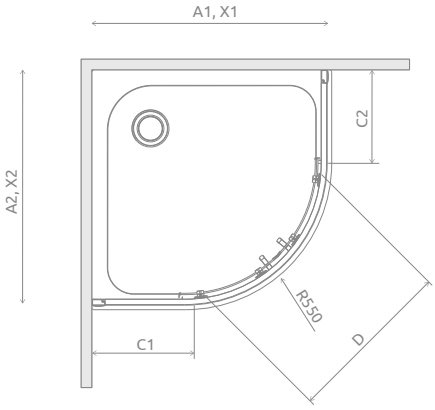

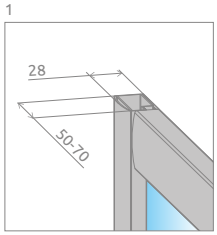

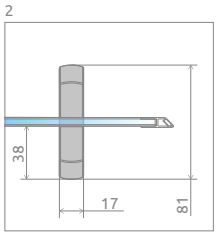

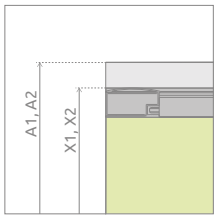

Model	A1	A2	X1	X2	C1	C2	D	H
A 80×80×190	800	800	785-805	785-805	242-262	242-262	410	1900
A 85×85×190	850	850	835-855	835-855	292-312	292-312	470	1900
A 90×90×190	900	900	885-905	885-905	342-362	342-362	540	1900
A 100×100×190	1000	1000	985-1005	985-1005	442-462	442-462	540	1900
A 80×80×170	800	800	785-805	785-805	242-262	242-262	410	1700
A 90×90×170	900	900	885-905	885-905	342-362	342-362	540	1700
E 80×90×190	800	900	785-805	885-905	242-262	342-362	470	1900
E 80×100×190	800	1000	785-805	985-1005	242-262	442-462	470	1900
E 90×80×190	900	800	885-905	785-805	342-362	242-262	470	1900
E 90×120×190	900	1200	885-905	1185-1205	342-362	642-662	540	1900
E 100×80×190	1000	800	985-1005	785-805	442-462	242-262	470	1900
E 120×90×190	1200	900	1185-1205	885-905	642-662	342-362	540	1900
E 80×100×170	800	1000	785-805	985-1005	242-262	442-462	470	1700
E 90×120×170	900	1200	885-905	1185-1205	342-362	642-662	540	1700
E 100×80×170	1000	800	985-1005	785-805	442-462	242-262	470	1700
E 120×90×170	1200	900	1185-1205	885-905	642-662	342-362	540	1700

ADDITIONAL OPTIONS

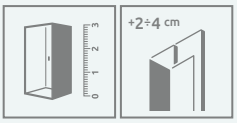

MADE TO MEASURE
p. 7

EXTENSION PROFILES
p. 21

Extension profiles		Art. No.
	Profil U +2 cm	P01-126190001
	Profil U +4 cm	P01-127190001

RECOMMENDED SHOWER TRAYS: 1900



1700



Dimensions are given in mm.

Premium Plus B

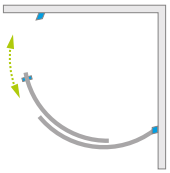




Premium Plus B + Patmos B

Profile finish:



01 Chrome

A universal shower enclosure that can be assembled as a left-hand or right-hand version.

Model	TRANSPARENT GLASS Art. No.	GRAPHITE GLASS Art. No.	FABRIC GLASS Art. No.
B 90×90	30473-01-01N	30473-01-05N	30473-01-06N

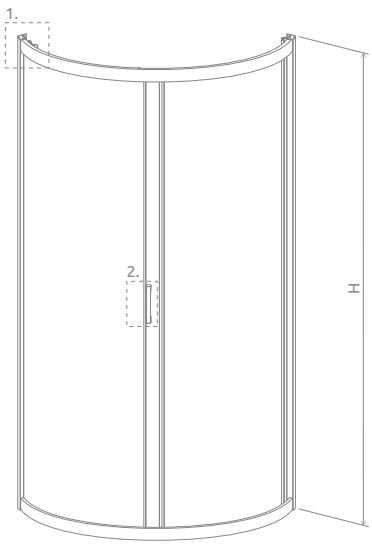

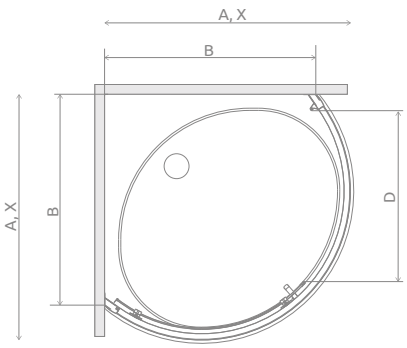

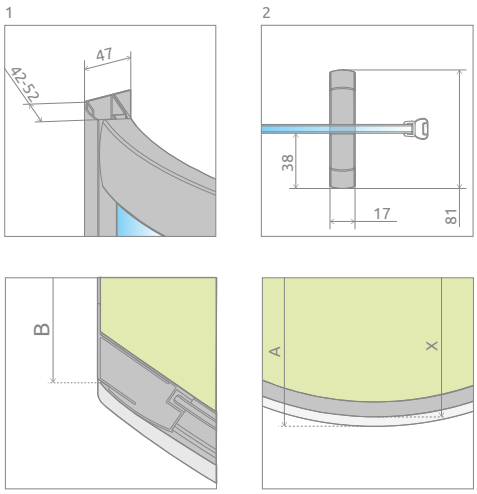

Model	A	X	B	D	H
B 90×90	900	895-905	765-775	615	1900

Dimensions are given in mm.


Premium Plus P + Delos P

Premium Plus P

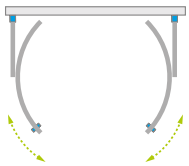

GLASS 5 mm

Easy Clean®

ADDITIONAL OPTIONS



EXTENSION PROFILES
p. 21

Profile finish:



01 Chrome

Model	TRANSPARENT GLASS Art. No.	BROWN GLASS Art. No.
P 100×90	33300-01-01N	33300-01-08N

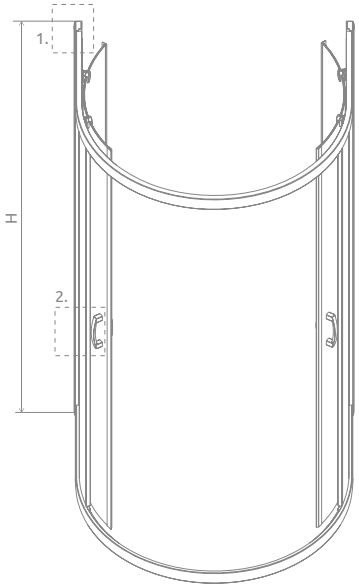

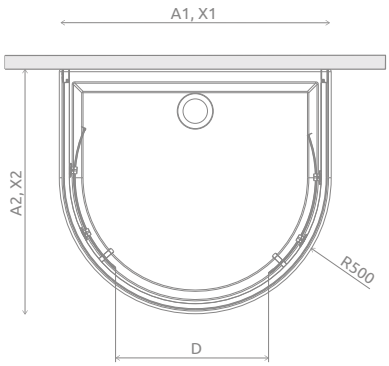

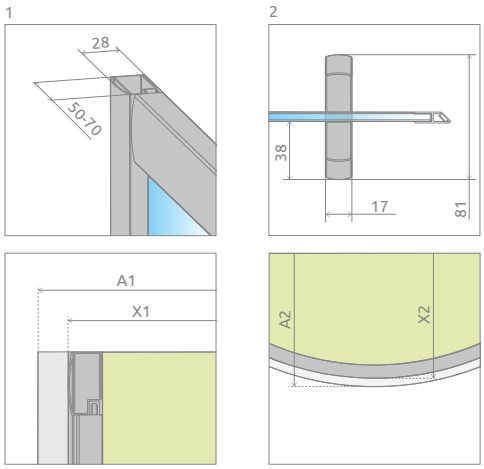

Extension profiles		Art. No.
	Profil U +2 cm	P01-126190001
	Profil U +4 cm	P01-127190001

Model	A1	A2	X1	X2	D	H
P 100×90	1000	900	980	890-910	750	1900

Dimensions are given in mm.

Premium Plus C/D 1900/1700

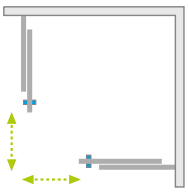








Premium Plus C + Delos C

Profile finish:



01 Chrome

PREMIUM PLUS C

Model	Height (H)	TRANSPARENT GLASS Art. No.	GRAPHITE GLASS Art. No.	FABRIC GLASS Art. No.	BROWN GLASS Art. No.
C 80×80×190	1900	30463-01-01N	30463-01-05N	30463-01-06N	30463-01-08N
C 90×90×190	1900	30453-01-01N	30453-01-05N	30453-01-06N	30453-01-08N
C 100×100×190	1900	30443-01-01N	30443-01-05N	–	30443-01-08N
C 80×80×170	1700	30461-01-01N	–	30461-01-06N	30461-01-08N
C 90×90×170	1700	30451-01-01N	–	30451-01-06N	30451-01-08N

PREMIUM PLUS D

Model	Height (H)	TRANSPARENT GLASS Art. No.	GRAPHITE GLASS Art. No.	FABRIC GLASS Art. No.	BROWN GLASS Art. No.
D 75×90×190	1900	30433-01-01N	–	–	–
D 80×90×190	1900	30437-01-01N	–	–	–
D 90×100×190	1900	30436-01-01N	–	–	–
D 100×80×190	1900	30434-01-01N	–	–	30434-01-08N
D 120×80×190	1900	30435-01-01N	–	–	30435-01-08N

[1] 5 mm fixed parts, 6 mm movable parts
Dimensions are given in mm.

TECHNICAL DRAWINGS

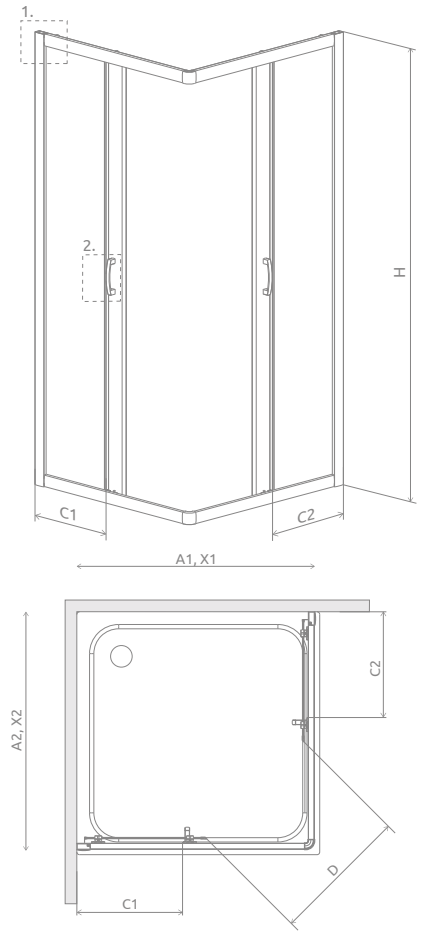

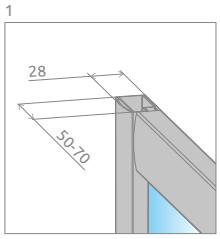

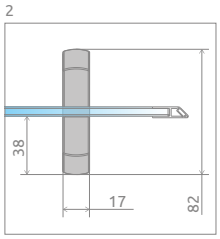

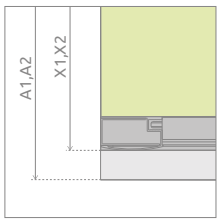

Model	A1	A2	X1	X2	C1	C2	D	H
C 80×80×190	800	800	785-805	785-805	342-362	342-362	440	1900
C 90×90×190	900	900	885-905	885-905	392-412	392-412	510	1900
C 100×100×190	1000	1000	985-1005	985-1005	442-462	442-462	580	1900
C 80×80×170	800	800	785-805	785-805	342-362	342-362	440	1700
C 90×90×170	900	900	885-905	885-905	392-412	392-412	510	1700
D 75×90×190	750	900	735-755	885-905	292-312	392-412	440	1900
D 80×90×190	800	900	785-805	885-905	342-362	392-412	475	1900
D 80×100×190	800	1000	785-805	985-1005	342-362	442-462	510	1900
D 90×100×190	900	1000	885-905	985-1005	392-412	442-462	545	1900
D 120×80×190	1200	800	1185-1205	785-805	542-562	342-362	580	1900

ADDITIONAL OPTIONS



MADE TO MEASURE
p. 7



EXTENSION PROFILES
p. 21



PRINT/ENGRAVING ON GLASS
p. 24/28

Extension profiles		Art. No.
	Profil U +2 cm	P01-126190001
	Profil U +4 cm	P01-127190001

RECOMMENDED SHOWER TRAYS: 1900





1700





Premium Plus

Dimensions are given in mm.

Premium Plus DWJ+S / DWD+S











Profile finish:



01 Chrome


Premium Plus DWJ+S + Doros D

Premium Plus DWD+S

Shower enclosure set consists of 2 parts: sliding door DWJ or sliding doors DWD and sidewall S. Please specify both article numbers with glass finish when placing an order. This is an universal shower enclosure. It is possible to install it as a right or left version.

DOOR ONE-PART – DWJ

Model	TRANSPARENT GLASS Art. No.	FABRIC GLASS Art. No.	BROWN GLASS Art. No.
DWJ 95	33304-01-01N	–	–
DWJ 100	33303-01-01N	33303-01-06N	33303-01-08N
DWJ 105	33305-01-01N	–	–
DWJ 110	33302-01-01N	33302-01-06N	–
DWJ 115	33306-01-01N	–	–
DWJ 120	33313-01-01N	33313-01-06N	33313-01-08N
DWJ 130	33333-01-01N	33333-01-06N	–
DWJ 140	33323-01-01N	33323-01-06N	33323-01-08N
DWJ 150	33343-01-01N	33343-01-06N	–

DOORS TWO-PARTS – DWD

Model	TRANSPARENT GLASS Art. No.	FABRIC GLASS Art. No.	BROWN GLASS Art. No.
DWD 140	33353-01-01N	–	33353-01-08N
DWD 150	33393-01-01N	–	–
DWD 160	33363-01-01N	33363-01-06N	33363-01-08N
DWD 180	33373-01-01N	33373-01-06N	33373-01-08N

SIDEWALL S

Model	TRANSPARENT GLASS Art. No.	FABRIC GLASS Art. No.	BROWN GLASS Art. No.
S 70	33401-01-01N	–	–
S 75	33402-01-01N	–	–
S 80	33413-01-01N	33413-01-06N	33413-01-08N
S 90	33403-01-01N	33403-01-06N	33403-01-08N
S 100	33423-01-01N	33423-01-06N	33423-01-08N

[1] 5 mm fixed parts, 6 mm movable parts
Dimensions are given in mm.

TECHNICAL DRAWINGS

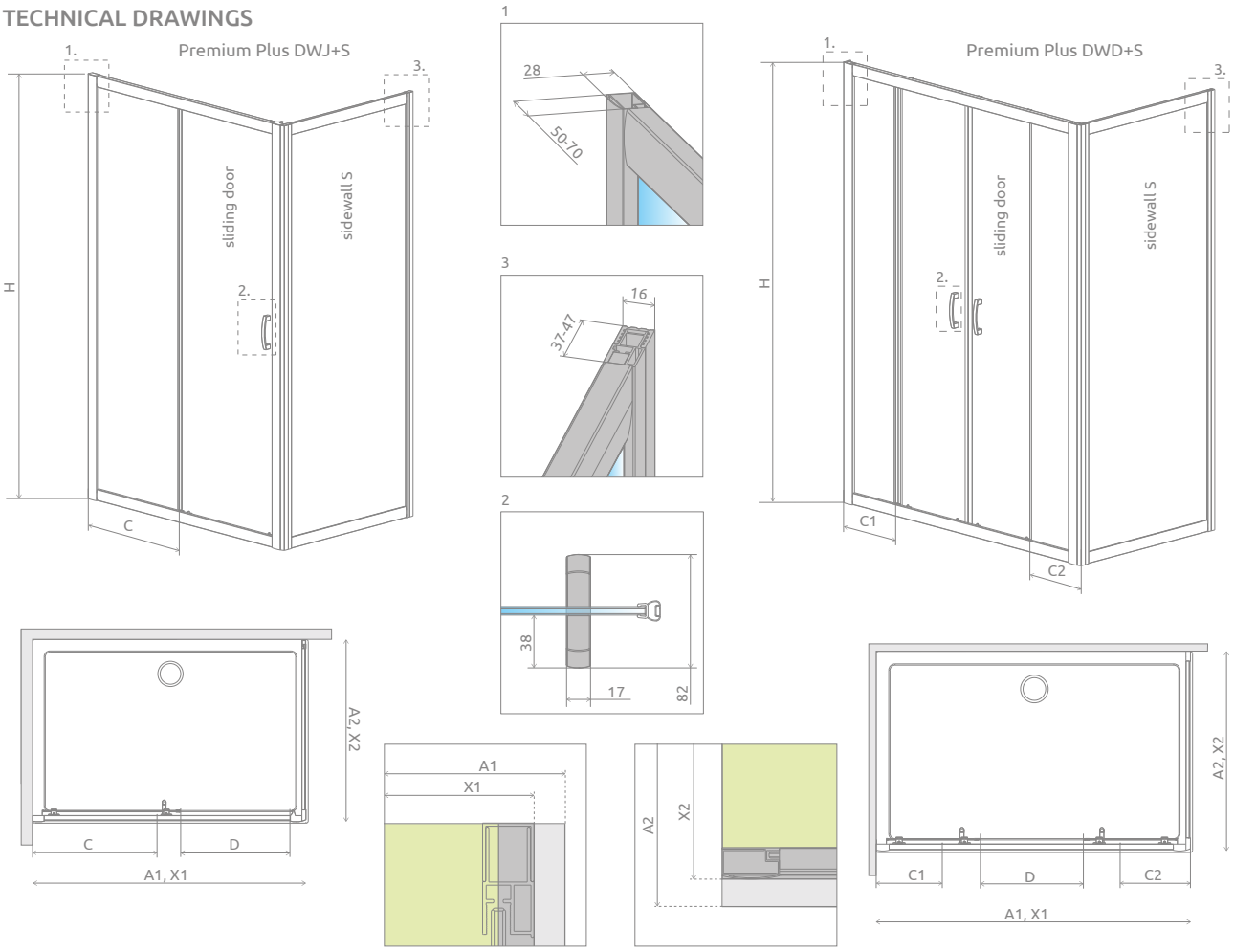

Door DWJ	A1	X1	C	D	H
DWJ 95	950	940-960	392-412	345	1900
DWJ 100	1000	990-1010	442-462	395	1900
DWJ 105	1050	1040-1060	442-462	395	1900
DWJ 110	1100	1090-1110	492-512	445	1900
DWJ 115	1150	1140-1160	492-512	445	1900
DWJ 120	1200	1190-1210	542-562	495	1900
DWJ 130	1300	1290-1310	542-562	495	1900
DWJ 140	1400	1390-1410	642-662	595	1900
DWJ 150	1500	1490-1510	642-662	595	1900

Door DWD	A1	X1	C1	C2	D	H
DWD 140	1400	1390-1410	292-312	310	515	1900
DWD 150	1500	1490-1510	292-312	310	515	1900
DWD 160	1600	1590-1610	342-362	360	615	1900
DWD 180	1800	1790-1810	392-412	410	715	1900

Sidewall S	A2	X2
S 70	700	695 -705
S 75	750	745-755
S 80	800	795 -805
S 90	900	895-905
S 100	1000	995-1005

ADDITIONAL OPTIONS

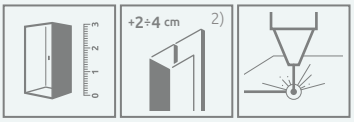

MADE TO MEASURE p. 7

EXTENSION PROFILES p. 21

PRINT/ENGRAVING ON GLASS p. 24/28

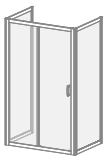

It is possible to construct a wall-adjacent shower enclosure, in this case, please contact Customer Service Department.

Extension profiles	Art. No.
Profil U +2 cm – for installation on the side of the fixed part of the sliding door – DWJ+S	P01-130190001
Profil U +4 cm – for installation on the side of the fixed part of the sliding door – DWJ+S	P01-131190001
Profil U +2 cm – for installation on the side of the door – DWD+S	P01-126190001
Profil U +4 cm – for installation on the side of the door – DWD+S	P01-127190001

RECOMMENDED SHOWER TRAYS: DWJ+S



DWD+S



[2] Concerns only door enlargement for the side of the wall

Dimensions are given in mm.

Premium Plus DWJ / DWD

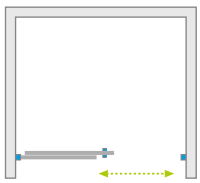

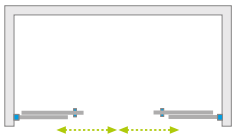








Premium Plus DWJ + Doros D

Premium Plus DWD

Profile finish:



01 Chrome

This is an universal shower enclosure. It is possible to install it as a right or left version.

Model DWJ	Width of niche **(X)**	TRANSPARENT GLASS Art. No.	FABRIC GLASS Art. No.	BROWN GLASS Art. No.
DWJ 95	925-965	33304-01-01N	–	–
DWJ 100	975-1015	33303-01-01N	33303-01-06N	33303-01-08N
DWJ 105	1025-1065	33305-01-01N	–	–
DWJ 110	1075-1115	33302-01-01N	33302-01-06N	–
DWJ 115	1125-1165	33306-01-01N	–	–
DWJ 120	1175-1215	33313-01-01N	33313-01-06N	33313-01-08N
DWJ 130	1275-1315	33333-01-01N	33333-01-06N	–
DWJ 140	1375-1415	33323-01-01N	33323-01-06N	33323-01-08N
DWJ 150	1475-1515	33343-01-01N	33343-01-06N	–

Model DWD	Width of niche **(X)**	TRANSPARENT GLASS Art. No.	FABRIC GLASS Art. No.	BROWN GLASS Art. No.
DWD 140	1375-1415	33353-01-01N	–	33353-01-08N
DWD 150	1475-1515	33393-01-01N	–	–
DWD 160	1575-1615	33363-01-01N	33363-01-06N	33363-01-08N
DWD 180	1775-1815	33373-01-01N	33373-01-06N	33373-01-08N

[1] 5 mm fixed parts, 6 mm movable parts
Dimensions are given in mm.

TECHNICAL DRAWINGS

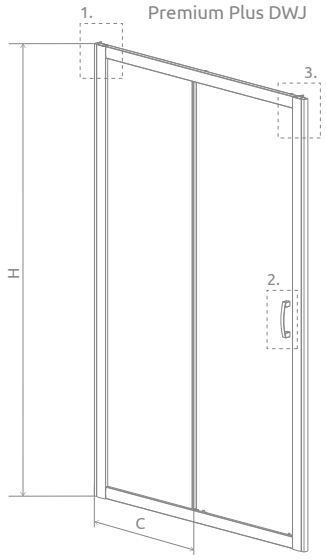

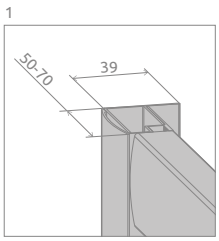

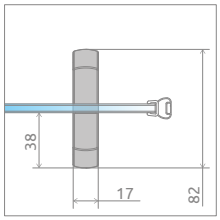

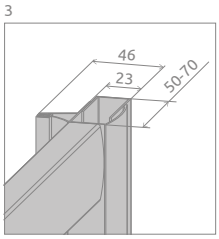

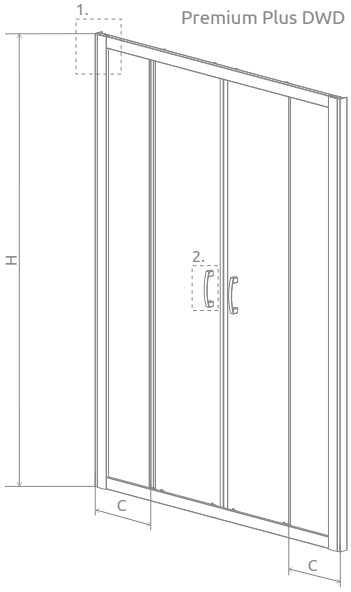

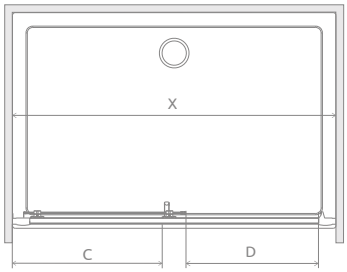

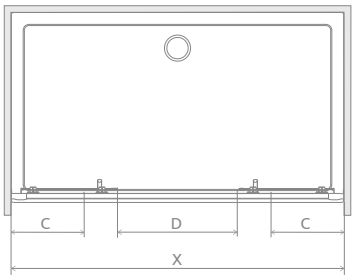

Model	X	C	D	H
DWJ 95	925-965	392-412	345	1900
DWJ 100	975-1015	442-462	395	1900
DWJ 105	1025-1065	442-462	395	1900
DWJ 110	1075-1115	492-512	445	1900
DWJ 115	1125-1165	492-512	445	1900
DWJ 120	1175-1215	542-562	495	1900
DWJ 130	1275-1315	542-562	495	1900
DWJ 140	1375-1415	642-662	595	1900
DWJ 150	1475-1515	642-662	595	1900

Model	X	C	D	H
DWD 140	1375-1415	292-312	515	1900
DWD 150	1475-1515	292-312	515	1900
DWD 160	1575-1615	342-362	615	1900
DWD 180	1775-1815	392-412	715	1900

ADDITIONAL OPTIONS



MADE TO MEASURE
p. 7



EXTENSION PROFILES
p. 21



PRINT/ENGRAVING ON GLASS
p. 24/28

Extension profiles	Art. No.
Profil U +2 cm – for installation on the side of the fixed part of the sliding door – DWJ, DWD	P01-130190001
Profil U +4 cm – for installation on the side of the fixed part of the sliding door – DWJ, DWD	P01-131190001
Profil U +2 cm – for installation on the side of the magnetic gasket – DWJ	P01-126190001
Profil U +4 cm – for installation on the side of the magnetic gasket – DWJ	P01-127190001

RECOMMENDED SHOWER TRAYS: DWJ





DWD





Dimensions are given in mm.

Premium Plus 2S

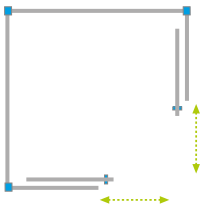

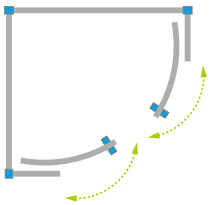









Premium Plus C+2S + Delos C

Profile finish:



01 Chrome

By buying two products, namely a quadrant Premium Plus A shower enclosure or a square Premium Plus C, size 800 or 900, plus the Premium Plus 2S back walls in the corresponding size, you can assemble a four–walled shower enclosure.

BACK WALLS

Model	TRANSPARENT GLASS Art. No.	FABRIC GLASS Art. No.
2S 80×80	33443-01-01N	33443-01-06N
2S 90×90	33433-01-01N	33433-01-06N

QUADRANT SHOWER ENCLOSURE – PREMIUM PLUS A

Model	TRANSPARENT GLASS Art. No.	GRAPHITE GLASS Art. No.	FABRIC GLASS Art. No.	BROWN GLASS Art. No.
A 80×80	30413-01-01N	30413-01-05N	30413-01-06N	30413-01-08N
A 90×90	30403-01-01N	30403-01-05N	30403-01-06N	30403-01-08N

SQUARE SHOWER ENCLOSURE – PREMIUM PLUS C

Model	TRANSPARENT GLASS Art. No.	GRAPHITE GLASS Art. No.	FABRIC GLASS Art. No.	BROWN GLASS Art. No.
C 80×80	30463-01-01N	30463-01-05N	30463-01-06N	30463-01-08N
C 90×90	30453-01-01N	30453-01-05N	30453-01-06N	30453-01-08N

Dimensions are given in mm.

TECHNICAL DRAWINGS

Premium Plus A+2S

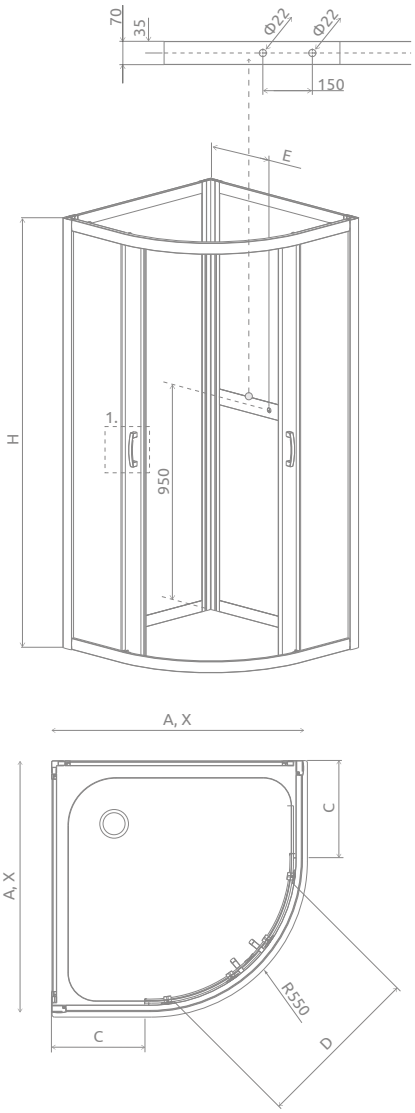

Premium Plus C+2S

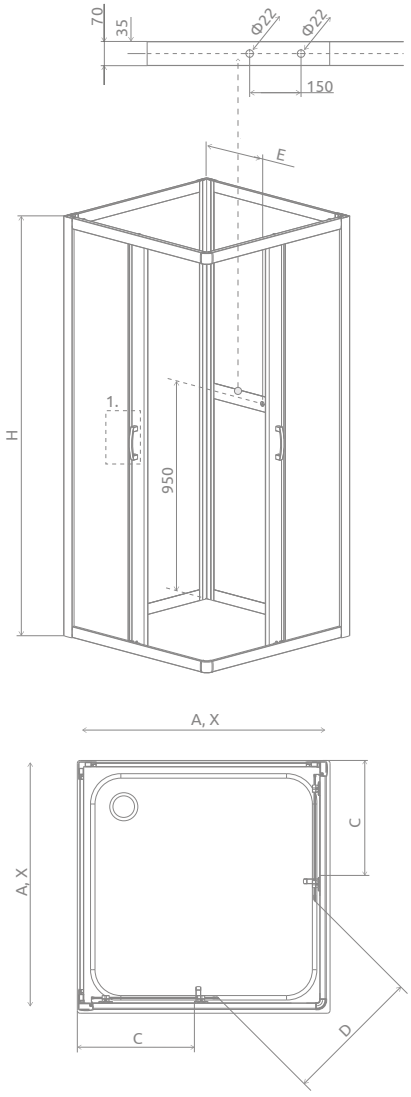

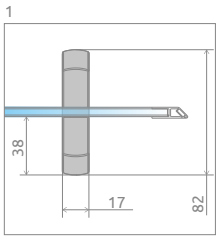

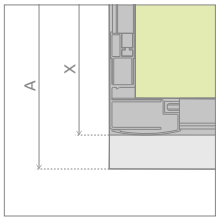

A+2S	A	X	C	D	E	H
A+2S 80×80	800	785-805	242-262	410	310	1900
A+2S 90×90	900	885-905	342-362	540	360	1900

C+2S	A	X	C	D	E	H
C+2S 80×80	800	785-805	342-362	440	310	1900
C+2S 90×90	900	885-905	392-412	510	360	1900

ADDITIONAL OPTIONS

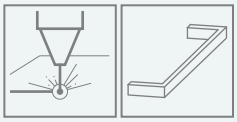

PRINT/ENGRAVING ON GLASS
p. 24/28

TOWEL HANGER
p. 14

RECOMMENDED SHOWER TRAYS

Kyntos A | Zantos A | Giaros A | Argos A



Delos A | Samos A | Siros A



RECOMMENDED SHOWER TRAYS

Kyntos C | Teos C | Zantos C | Giaros C | Doros Plus C | Doros C | Doros C Compact



Argos C | Argos C with panel | Siros C | Siros C Compact



Dimensions are given in mm.

ALIENTA



Tempered safety glass, thickness: 5 mm, compliant with PN:EN 12150:1



Upper ball bearing rollers



Lower bearing, detachable rollers



Tempered safety glass 5 mm



Glass protected with EasyClean® coating



Roller stop for safety when sliding the door



Possibility to unlock and tilt the door to clean the cabin



Functional aluminum handles

STANDARD GLASS FINISH



01 Transparent

PROFILE FINISH

Glossy:



01 Chrome

Matte:



54 Black

Anodized profiles characterized by higher resistance to corrosion and abrasion

ADDITIONAL OPTIONS

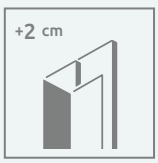

EXTENSION PROFILES

If you can not find suitable shower enclosure or shower door for your bathroom, then you can use extension profiles. Information about the profiles can be found on the page of particular model of the cabin.



Alienta

A/E
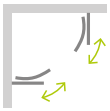
372

C/D

374

DWJ+S

376

DWJ

378

Alienta A/E

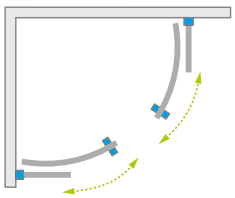








Alienta A + Argos A

Profile finish:



01 Chrome **01** Black

In the article number, the symbol **XX** should be replaced with the symbol of the selected colour.

SYMMETRIC SHOWER ENCLOSURES

Model	Tray width **(A1×A2)**	TRANSPARENT GLASS Art. No.
A 80×80	800×800	10228080-**XX**-01
A 90×90	900×900	10229090-**XX**-01

ASYMMETRIC SHOWER ENCLOSURES

This is an universal shower enclosure. It is possible to install it as a right or left version.

Model	Tray width **(A1×A2)**	TRANSPARENT GLASS Art. No.
E 80×90	800×900	10248090-**XX**-01
E 80×100	800×1000	10248010-**XX**-01

Dimensions are given in mm.

TECHNICAL DRAWINGS

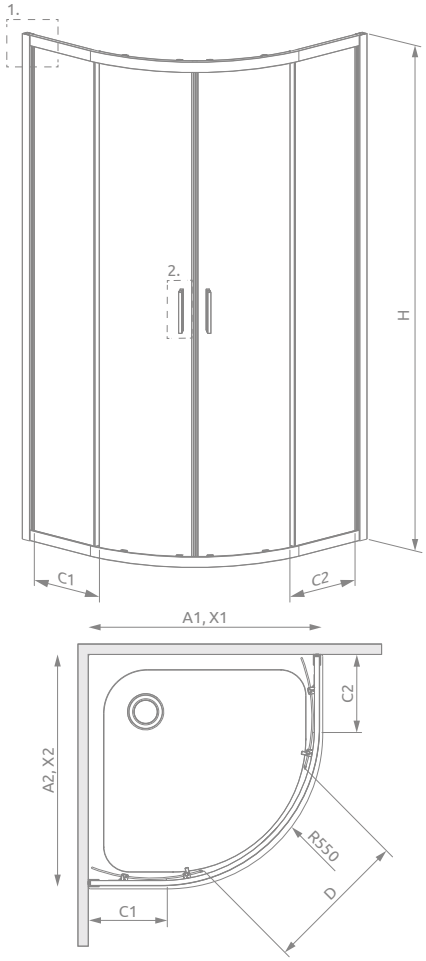

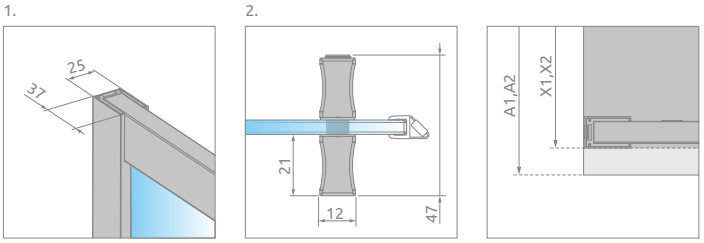

Alienta Black A/E



Model	A1	A2	X1	X2	C1	C2	D	H
A 80×80	800	800	785-800	785-800	265-280	265-280	475	1900
A 90×90	900	900	885-900	885-900	365-380	365-380	560	1900
E 80×90	800	900	785-800	885-900	265-280	365-380	515	1900
E 80×100	800	1000	785-800	985-1000	265-280	465-480	515	1900

ADDITIONAL OPTIONS

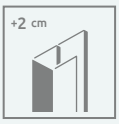

EXTENSION PROFILES
p. 21

Extension profiles		Art. No.
	Profil +2 cm*	P01-2761900**XX**

* possibility of connecting extension profiles

RECOMMENDED SHOWER TRAYS

Kyntos A



Zantos A



Giaros A



Argos A



Doros Plus A



Doros A



Doros A Compact



Delos A



Patmos A



Patmos A Compact



Rodos A Compact



Laros A Compact



Samos A



Siros A



Siros A Compact



Delos E



Delos E Compact



Patmos E



Laros E Compact



Tasos Plus E



Siros E Compact



Dimensions are given in mm.

Alienta C/D

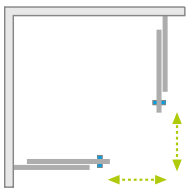








Alienta D + Doros F

Profile finish:



01 Chrome **01** Black

In the article number, the symbol **XX** should be replaced with the symbol of the selected colour.

SYMMETRIC SHOWER ENCLOSURES

Model	Tray width **(A1×A2)**	TRANSPARENT GLASS Art. No.
C 80×80	800×800	10238080-**XX**-01
C 90×90	900×900	10239090-**XX**-01

ASYMMETRIC SHOWER ENCLOSURES

This is an universal shower enclosure. It is possible to install it as a right or left version.

Model	Tray width **(A1×A2)**	TRANSPARENT GLASS Art. No.
D 80×90	800×900	10258090-**XX**-01
D 80×100	800×1000	10258010-**XX**-01

Dimensions are given in mm.

TECHNICAL DRAWINGS

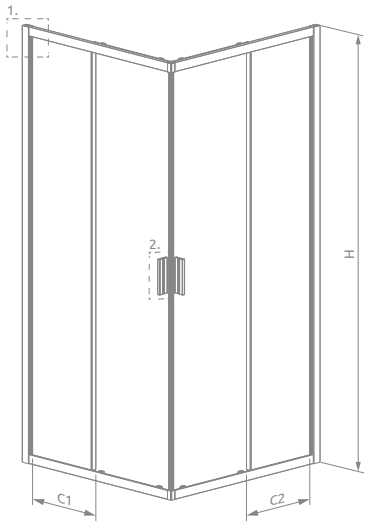

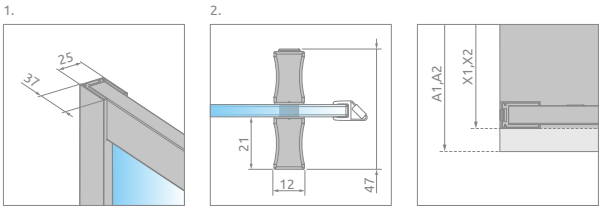

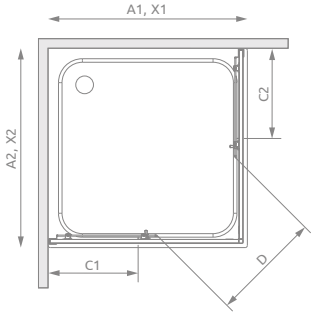



Model	A1	A2	X1	X2	C1	C2	D	H
C 80×80	800	800	785-800	785-800	357-372	357-372	430	1900
C 90×90	900	900	885-900	885-900	407-422	407-422	500	1900
D 80×90	800	900	785-800	885-900	357-372	407-422	465	1900
D 80×100	800	1000	785-800	985-1000	357-372	457-472	500	1900

ADDITIONAL OPTIONS

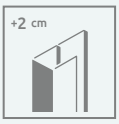

EXTENSION PROFILES
p. 21

Extension profiles		Art. No.
	Profil +2 cm*	P01-2761900**XX**

* possibility of connecting extension profiles

RECOMMENDED SHOWER TRAYS





Dimensions are given in mm.

Alienta DWJ+S










Alienta DWJ+S + Argos D

Profile finish:



01 Chrome **01** Black

Shower enclosure set consists of 2 parts: sliding door DWJ and sidewall S. In the article number, the symbol **XX** should be replaced with the symbol of the selected colour. Please specify both article numbers when placing an order. This is an universal shower enclosure. It is possible to install it as a right or left version.

DOOR

Model	Tray width **(A1)**	Dimension to the glass panel axis **(Y1)**	TRANSPARENT GLASS Art. No.
DWJ 100	1000	972-992	10260100-**XX**-01
DWJ 110	1100	1072-1092	10260110-**XX**-01
DWJ 120	1200	1172-1192	10260120-**XX**-01
DWJ 130	1300	1272-1292	10260130-**XX**-01
DWJ 140	1400	1372-1392	10260140-**XX**-01

SIDEWALL S

Model	Tray width **(A2)**	TRANSPARENT GLASS Art. No.
S 80	800	10270080-**XX**-01
S 90	900	10270090-**XX**-01

Dimensions are given in mm.

TECHNICAL DRAWINGS

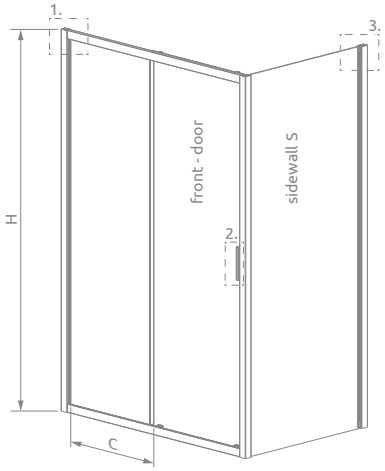

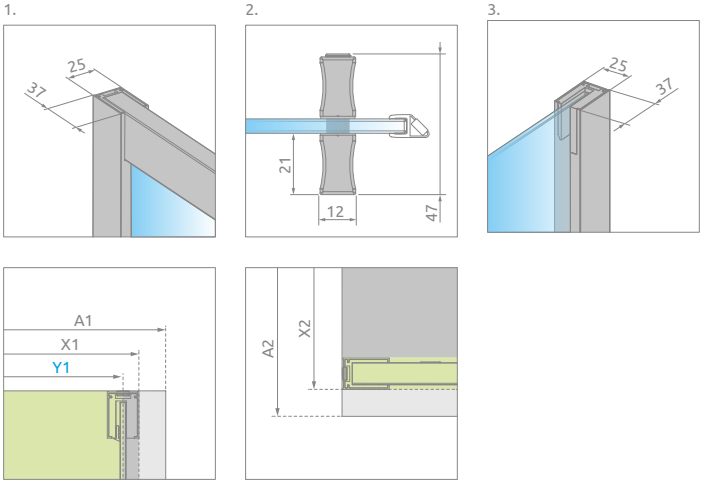

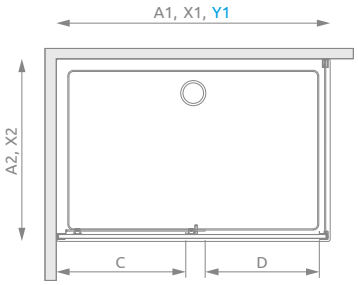



Door	A1	X1	Y1	C	D	H
DWJ 100	1000	985-1005	972-992	465-485	400	1900
DWJ 110	1100	1085-1105	1072-1092	515-535	450	1900
DWJ 120	1200	1185-1205	1172-1192	565-585	500	1900
DWJ 130	1300	1285-1305	1272-1292	615-635	550	1900
DWJ 140	1400	1385-1405	1372-1392	665-685	600	1900

Sidewall S	A2	X2
S 80	800	785-800
S 90	900	885-900

ADDITIONAL OPTIONS



EXTENSION PROFILES
p. 21

It is possible to order a three-walled shower enclosure, please provide 3 article numbers: DWJ door and two S walls.

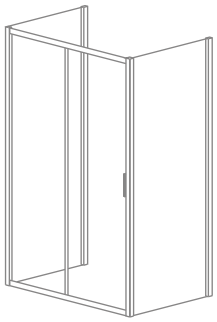

Extension profiles	Art. No.
Profil +2 cm*	P01-2761900**XX**

* possibility of connecting extension profiles

RECOMMENDED SHOWER TRAYS

Giaros D | Doros Plus D | Doros D | Doros D Compact | Argos D | Argos D with panel | Laros D Compact | Kyntos F | Teos F | Zantos F | Doros Plus F | Doros F | Doros F Compact



Dimensions are given in mm.

Alienta DWJ










Alienta DWJ + Kyntos F

Profile finish:



01 Chrome **01** Black

This is a universal door. It is possible to install it as a right or left version.
In the article number, the symbol **XX** should be replaced with the symbol of the selected colour.

Model	Width of niche **(X)**	TRANSPARENT GLASS Art. No.
DWJ 100	985-1015	10260100-**XX**-01
DWJ 110	1085-1115	10260110-**XX**-01
DWJ 120	1185-1215	10260120-**XX**-01
DWJ 130	1285-1315	10260130-**XX**-01
DWJ 140	1385-1415	10260140-**XX**-01

Dimensions are given in mm.

TECHNICAL DRAWINGS

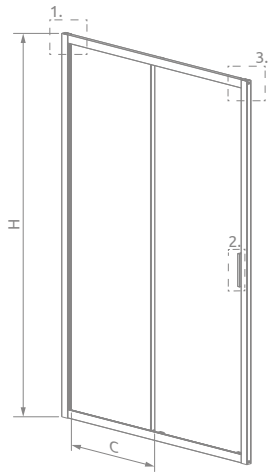

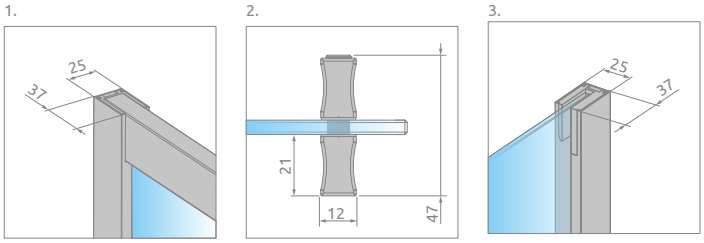

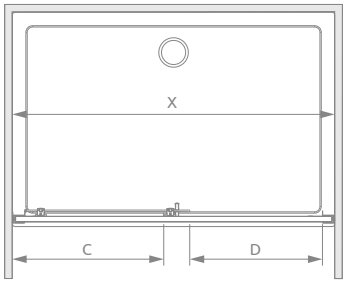



Model	X	C	D	H
DWJ 100	985-1015	465-485	400	1900
DWJ 110	1085-1115	515-535	450	1900
DWJ 120	1185-1215	565-585	500	1900
DWJ 130	1285-1315	615-635	550	1900
DWJ 140	1385-1415	665-685	600	1900

ADDITIONAL OPTIONS

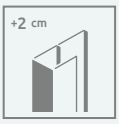

EXTENSION PROFILES
p. 21

Extension profiles		Art. No.
	Profil +2 cm*	P01-2761900**XX**

* possibility of connecting extension profiles

RECOMMENDED SHOWER TRAYS

Kyntos C | Teos C | Giaros C | Doros Plus C | Doros C | Doros C Compact | Delos C | Argos C | Argos C z obudową | Giaros D | Doros Plus D | Doros D | Doros D Compact | Argos D | Argos D z obudową



Delos D | Laros D Compact | Kyntos F | Teos F | Zantos F | Doros Plus F | Doros F | Doros F Compact



Dimensions are given in mm.

BATHTUB SCREENS & **VESTA**



Tempered safety glass, thickness: 5 mm, compliant with PN:EN 12150:1





Possibility to unlock and tilt the door to clean the cabin



Wall profiles with adjustment to compensate for wall irregularities up to 10 mm



Glass protected with **Easy**Clean® coating

STANDARD GLASS FINISH



01 Transparent

PROFILE FINISH



01 Chrome



Elegant chrome details

SERIES DESCRIPTION

Modo New, Modo F	34	Idea	128	Carena	224
Arta, Arta QL	78	Essenza Pro	162	Nes 8, Nes	228
Euphoria	90	Essenza 8, Essenza	184	Eos	284
Furo	98	Fuenta	214	Torrenta	316

Photos of products in colour variants can be found from p. 410

ADDITIONAL OPTIONS



MADE TO MEASURE

Products marked with this pictogram are available in our "made to measure" programme eg. with non-standard dimensions, with slants, cutouts for the seat or bath. Details on p. 7 or on www.radaway.eu



GLASS VARIANTS

Product is available in several glass variants. Details on p. 11.

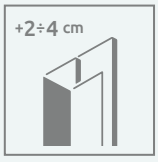

EXTENSION PROFILES

If you can not find suitable shower enclosure or shower door for your bathroom, then you can use extension profiles. Information about the profiles can be found on the page of particular model of the cabin.

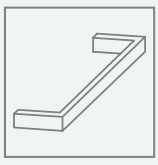

TOWEL HANGER

Possibility to order a rail hanger, ideal for hanging a towel. Details on p. 14.

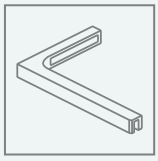

STABILIZER L (SL)

Possibility of replacing the stabilization method with stabilizer L (SL) for a fee. The stabilizer should be ordered together with the shower enclosure – please contact the Customer Service Department. Details on p. 13.

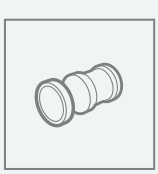

BIFOLD HANDLE

Additional handle for bifold shower enclosures, shower doors and bathtub screens. Details on p. 14.



Bathtub screens

Chrome+ Chrome Gold Black White Brushed Nickel Brushed Gold Brushed GunMetal Brushed Copper

Nes 8 / Nes PNJ I 382
Eos PNJ I 383
Arta PNJ I 384
Arta QL PNJ I 384
Nes PNJ I Frame / Factory 384
Carena PNJ I 384
Modo New PNJ II 385
Modo New PNJ II Frame / Factory 385
Modo F SL PNJ II 386
Modo SL PNJ II 387
Essenza Pro PNJ II 388
Idea PNJ II 389
Idea PNJ II Frame / Factory 389
Torrenta PNJ II 390
Arta PND I 394
Essenza PND I 391
Fuenta PND I 392
Nes 8 / Nes PND I 393
Eos PND I 394
Carena PND I 394
Eos PNW 395
Furo PND II 396
Furo SL PND II 398
Essenza Pro PND II 399
Essenza 8 SL PND II 400
Essenza PND II 401
Nes 8 / Nes PND II 402
Torrenta PND II 403
Eos PND II 404
Euphoria PND II 404
Idea PN DWJ 405
Vesta DWJ 406
Idea PN DWD 407
Vesta DWD 408
Idea PN DWJ+S 409
Vesta DWJ+S 409
Vesta DWD+S 409

Nes 8 PNJ I*
Nes PNJ I

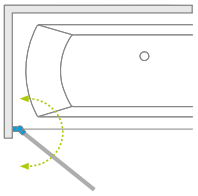

mm 8|6 GLASS

Easy ® Clean

Other colour versions of products from the series can be found on p. 410



ADDITIONAL OPTIONS

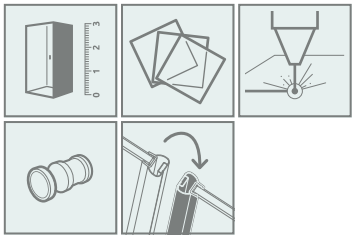

Profile finish:

Glossy:



01 Chrome* **09** Gold **54** Black*

Brushed:



91 Nickel **99** Gold **92** GunMetal **93** Copper

In the article number, the symbol **XX** should be replaced with the symbol of the selected colour.

Model	**Nes 8 PNJ I – 8 mm** TRANSPARENT GLASS Art. No.	**Nes PNJ I – 6 mm** TRANSPARENT GLASS Art. No.
PNJ I 50 L	10061050-**XX**-01L	10011050-**XX**-01L
PNJ I 50 R	10061050-**XX**-01R	10011050-**XX**-01R
PNJ I 60 L	10061060-**XX**-01L	10011060-**XX**-01L
PNJ I 60 R	10061060-**XX**-01R	10011060-**XX**-01R
PNJ I 70 L	10061070-**XX**-01L	10011070-**XX**-01L
PNJ I 70 R	10061070-**XX**-01R	10011070-**XX**-01R
PNJ I 80 L	10061080-**XX**-01L	10011080-**XX**-01L
PNJ I 80 R	10061080-**XX**-01R	10011080-**XX**-01R
PNJ I 90 L	10061090-**XX**-01L	10011090-**XX**-01L
PNJ I 90 R	10061090-**XX**-01R	10011090-**XX**-01R
PNJ I 100 L	10061100-**XX**-01L	10011100-**XX**-01L
PNJ I 100 R	10061100-**XX**-01R	10011100-**XX**-01R

TECHNICAL DRAWINGS

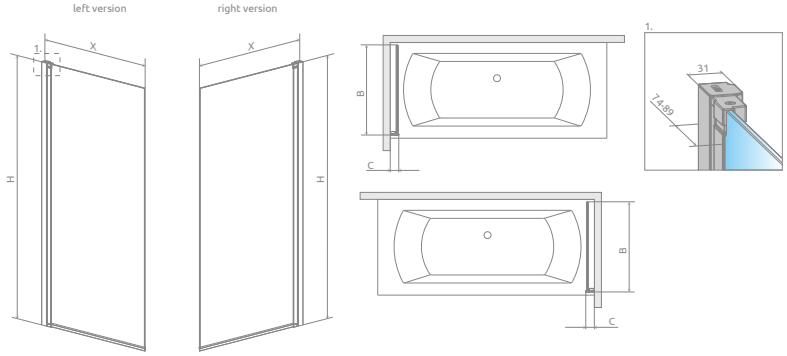



There is a possibility of a paid replacement of transparent gaskets (horizontal) for black gaskets. This option should be clearly stated in the order.

Model	X	B	C	H
PNJ I 50	500-515	457	67-82	1500
PNJ I 60	600-615	557	67-82	1500
PNJ I 70	700-715	657	67-82	1500
PNJ I 80	800-815	757	67-82	1500
PNJ I 90	900-915	857	67-82	1500
PNJ I 100	1000-1015	957	67-82	1500

* Nes 8 is only available in chrome and black colour
Dimensions are given in mm.



Eos
PNJ I

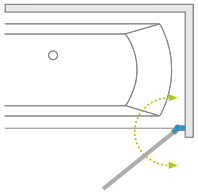

GLASS 6 mm

Easy ® Clean

ADDITIONAL OPTIONS

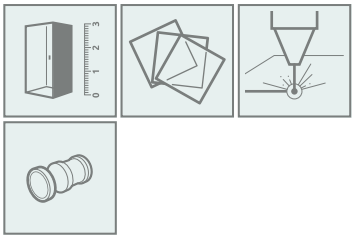

Profile finish:



01 Chrome

Model	Width (X)	TRANSPARENT GLASS Art. No.
PNJ I 50 L	500-510	1205102-101L
PNJ I 50 R	500-510	1205102-101R
PNJ I 70 L	700-710	1205101-101L
PNJ I 70 R	700-710	1205101-101R

TECHNICAL DRAWINGS

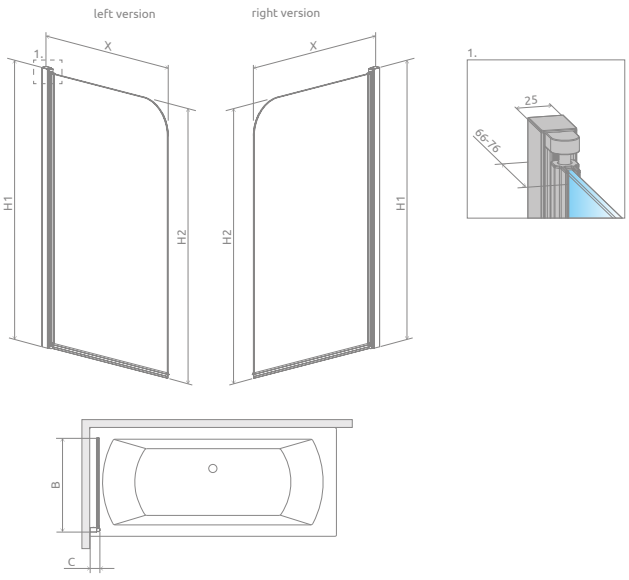

Model	X	B	C	H1	H2
PNJ I 50	500-510	468	54-64	1520	1500
PNJ I 70	700-710	668	54-64	1520	1500

Dimensions are given in mm.



Arta QL PNJ I

Arta PNJ I

Catalogue cards of this models are available at **www.radaway.eu**



Carena PNJ I*

Catalogue card of this model is available at **www.radaway.eu**





Nes 8 / Nes Black PNJ I Frame

Nes 8 / Nes Black PNJ I Factory

Catalogue cards of this models are available at **www.radaway.eu**



* while stock lasts



Other colour versions of products from the series can be found on p. 410

Modo New PNJ II (Factory/Frame)

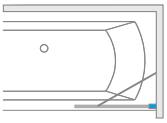

GLASS 8 mm

Easy Clean®

ADDITIONAL OPTIONS

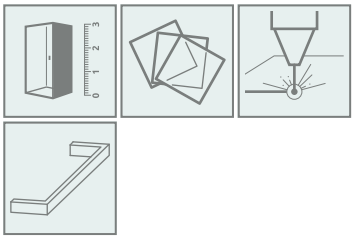

Profile finish:

Glossy: **Matte:**



01 Chrome **09** Gold **54** Black **04** White

Brushed:



91 Nickel **99** Gold **92** GunMetal **93** Copper

In the article number, the symbol **XX** should be replaced with the symbol of the selected colour.
In the article number, the symbol **YY** should be replaced by the symbol of the selected glass variant.

Model	TRANSPARENT GLASS Art. No.	**55** FACTORY / TRANSPARENT GLASS **56** FRAME / TRANSPARENT GLASS Art. No.
PNJ II 50	10006050-**XX**-01	10006050-54-**YY**
PNJ II 60	10006060-**XX**-01	10006060-54-**YY**
PNJ II 70	10006070-**XX**-01	10006070-54-**YY**
PNJ II 80	10006080-**XX**-01	10006080-54-**YY**
PNJ II 90	10006090-**XX**-01	10006090-54-**YY**
PNJ II 100	10006100-**XX**-01	10006100-54-**YY**

TECHNICAL DRAWINGS

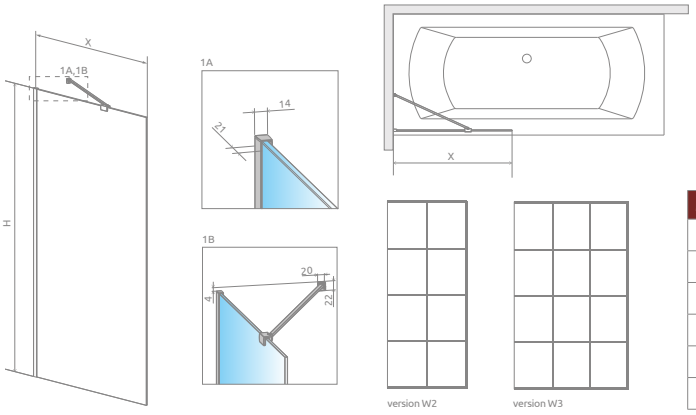

Model	X	H	Variant
PNJ II 50	500-510	1500	W2
PNJ II 60	600-610	1500	
PNJ II 70	700-710	1500	
PNJ II 80	800-810	1500	
PNJ II 90	900-910	1500	W3
PNJ II 100	1000-1010	1500	

Dimensions are given in mm.

Modo F SL
PNJ II

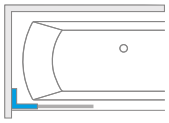



ADDITIONAL OPTIONS

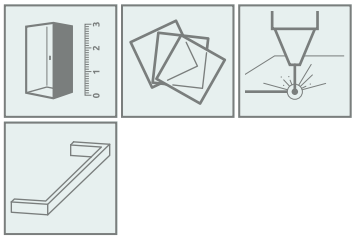

Profile finish:

Glossy: **Matte:**



01 Chrome **09** Gold **54** Black

Brushed:



91 Nickel **99** Gold **92** GunMetal **93** Copper

Other colour versions of products from the series can be found on **www.radaway.eu**



In the article number, the symbol **XX** should be replaced with the symbol of the selected colour.

Model	TRANSPARENT GLASS Art. No.
F SL PNJ II 50 L	10406050-**XX**-01L
F SL PNJ II 50 R	10406050-**XX**-01R
F SL PNJ II 60 L	10406060-**XX**-01L
F SL PNJ II 60 R	10406060-**XX**-01R
F SL PNJ II 70 L	10406070-**XX**-01L
F SL PNJ II 70 R	10406070-**XX**-01R
F SL PNJ II 80 L	10406080-**XX**-01L
F SL PNJ II 80 R	10406080-**XX**-01R
F SL PNJ II 90 L	10406090-**XX**-01L
F SL PNJ II 90 R	10406090-**XX**-01R
F SL PNJ II 100 L	10406100-**XX**-01L
F SL PNJ II 100 R	10406100-**XX**-01R

TECHNICAL DRAWINGS

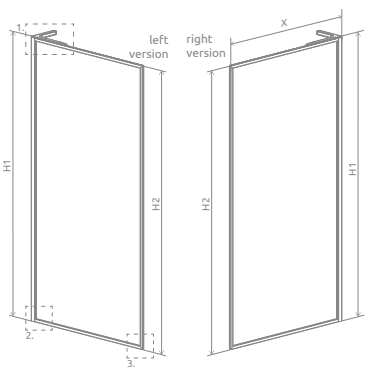

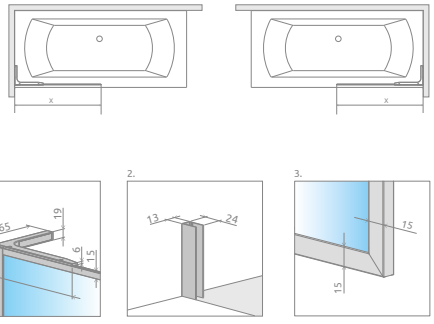

Model	X	H1	H2
PNJ II 50	505-515	1516	1510
PNJ II 60	605-615	1516	1510
PNJ II 70	705-715	1516	1510
PNJ II 80	805-815	1516	1510
PNJ II 90	905-915	1516	1510
PNJ II 100	1005-1015	1516	1510

Dimensions are given in mm.



Modo SL PNJ II

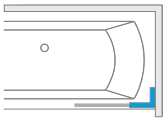



ADDITIONAL OPTIONS

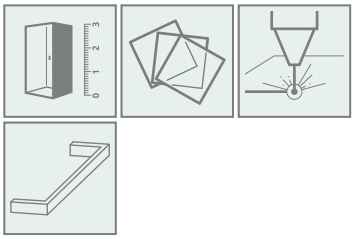

Profile finish:

Glossy: **Matte:**



01 Chrome **09** Gold **54** Black **04** White

Brushed:



91 Nickel **99** Gold **92** GunMetal **93** Copper

In the article number, the symbol **XX** should be replaced with the symbol of the selected colour.

Model	TRANSPARENT GLASS Art. No.
SL PNJ II 50 L	10316050-**XX**-01L
SL PNJ II 50 R	10316050-**XX**-01R
SL PNJ II 60 L	10316060-**XX**-01L
SL PNJ II 60 R	10316060-**XX**-01R
SL PNJ II 70 L	10316070-**XX**-01L
SL PNJ II 70 R	10316070-**XX**-01R
SL PNJ II 80 L	10316080-**XX**-01L
SL PNJ II 80 R	10316080-**XX**-01R
SL PNJ II 90 L	10316090-**XX**-01L
SL PNJ II 90 R	10316090-**XX**-01R
SL PNJ II 100 L	10316100-**XX**-01L
SL PNJ II 100 R	10316100-**XX**-01R

TECHNICAL DRAWINGS

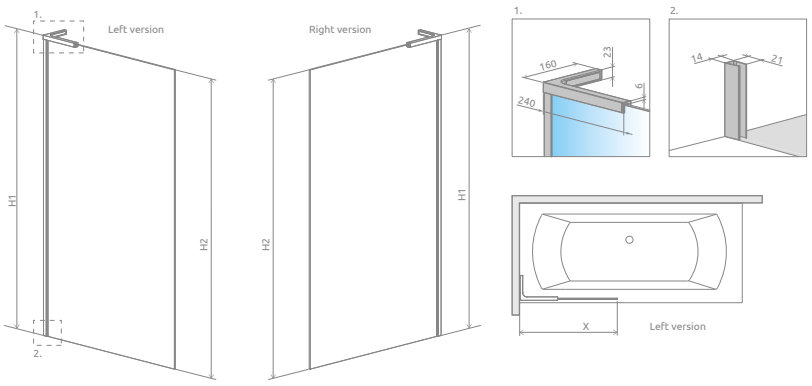

Model	X	H1	H2
SL PNJ II 50	500-510	1506	1500
SL PNJ II 60	600-610	1506	1500
SL PNJ II 70	700-710	1506	1500
SL PNJ II 80	800-810	1506	1500
SL PNJ II 90	900-910	1506	1500
SL PNJ II 100	1000-1010	1506	1500

Dimensions are given in mm.

Essenza Pro PNJ II

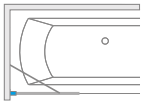



ADDITIONAL OPTIONS

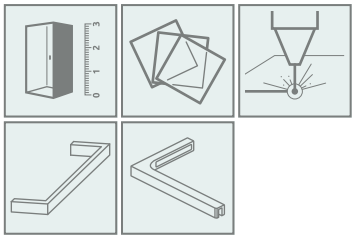

Profile finish:

Glossy: **Matte:**



01 Chrome **09** Gold **54** Black **04** White

Brushed:



91 Nickel **99** Gold **92** GunMetal **93** Copper

Other colour versions of products from the series can be found on p. 410



In the article number, the symbol **XX** should be replaced with the symbol of the selected colour.

Model	TRANSPARENT GLASS Art. No.
PNJ II 50	10101050-**XX**-01
PNJ II 60	10101060-**XX**-01
PNJ II 70	10101070-**XX**-01
PNJ II 80	10101080-**XX**-01
PNJ II 90	10101090-**XX**-01
PNJ II 100	10101100-**XX**-01

TECHNICAL DRAWINGS

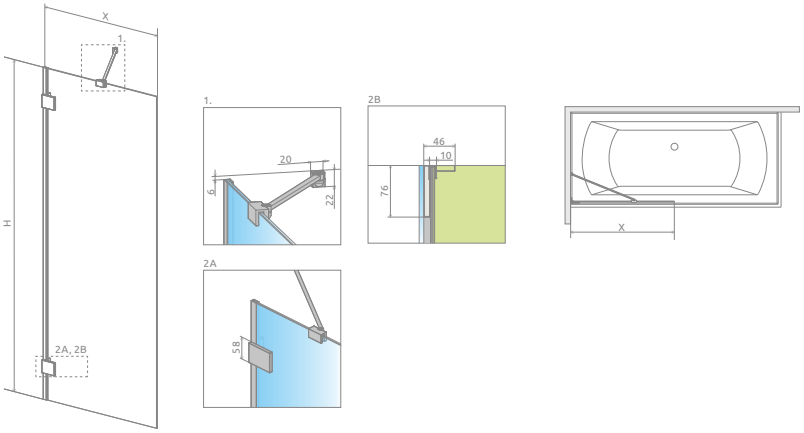

Model	X	H
PNJ II 50	500-508	1500
PNJ II 60	600-608	1500
PNJ II 70	700-708	1500
PNJ II 80	800-808	1500
PNJ II 90	900-908	1500
PNJ II 100	1000-1008	1500

Dimensions are given in mm.



Other colour versions of products from the series can be found on p. 410

Idea PNJ II (Factory/Frame)

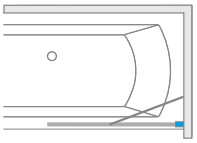

GLASS mm 6

Easy® Clean

ADDITIONAL OPTIONS

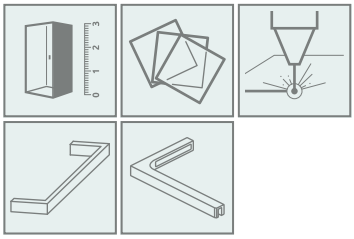

Profile finish:

Glossy: **Matte:**



01 Chrome — New **09** Gold — **54** Black

Brushed:



New **91** Nickel — New **99** Gold — New **92** GunMetal — New **93** Copper

A universal bathtub screen that can be assembled as a left-hand or right-hand version.
In the article number, the symbol **XX** should be replaced with the symbol of the selected colour.
In the article number, the symbol **YY** should be replaced by the symbol of the selected glass variant.

Model	TRANSPARENT GLASS Art. No.	**55** FACTORY / TRANSPARENT GLASS **56** FRAME / TRANSPARENT GLASS Art. No.
PNJ II 50	10001050-**XX**-01	10001050-54-**YY**
PNJ II 60	10001060-**XX**-01	10001060-54-**YY**
PNJ II 70	10001070-**XX**-01	10001070-54-**YY**
PNJ II 80	10001080-**XX**-01	10001080-54-**YY**
PNJ II 90	10001090-**XX**-01	10001090-54-**YY**
PNJ II 100	10001100-**XX**-01	10001100-54-**YY**

TECHNICAL DRAWINGS

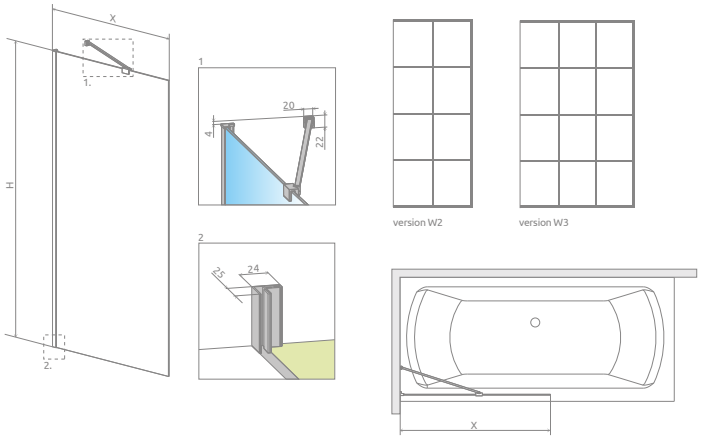

Model	X	H	Variant
PNJ II 50	500-515	1500	W2
PNJ II 60	600-615	1500	
PNJ II 70	700-715	1500	
PNJ II 80	800-815	1500	
PNJ II 90	900-915	1500	W3
PNJ II 100	1000-1015	1500	

Dimensions are given in mm.

Torrenta PNJ II

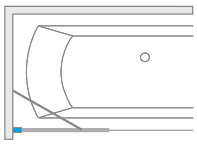

GLASS 6 mm

Easy Clean®

ADDITIONAL OPTIONS

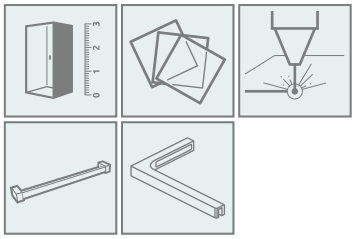

Profile finish:



01 Chrome



Model	Width (X)	TRANSPARENT GLASS Art. No.
PNJ II 80 L	795-810	1201101-101L
PNJ II 80 R	795-810	1201101-101R

TECHNICAL DRAWINGS

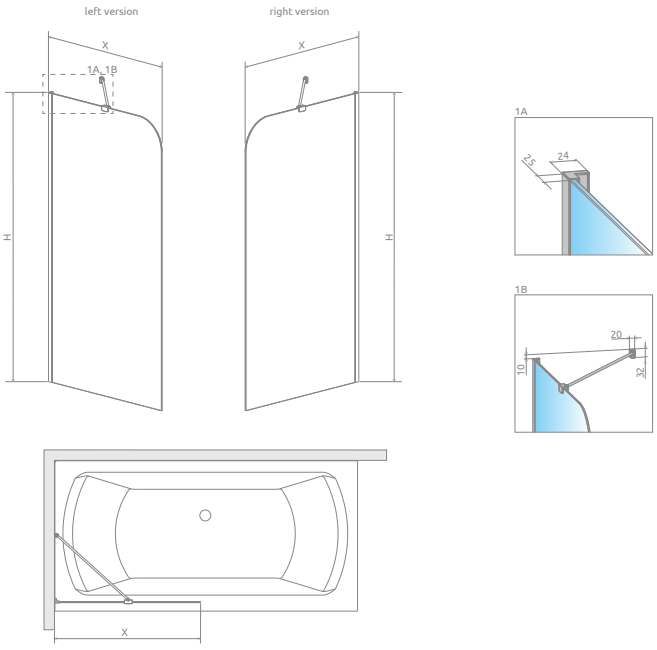

Model	X	H
PNJ II 80	795-810	1500

Dimensions are given in mm.



Essenza PND I

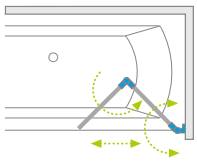



ADDITIONAL OPTIONS

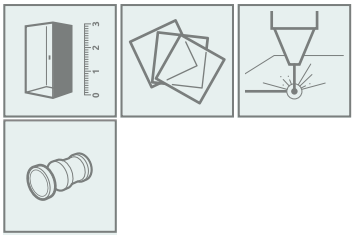

Profile finish:



01 Chrome

Model	Width (X)	TRANSPARENT GLASS Art. No.
PND I 100 L	1000-1010	207210-01L
PND I 100 R	1000-1010	207210-01R
PND I 120 L	1200-1210	207212-01L
PND I 120 R	1200-1210	207212-01R

TECHNICAL DRAWINGS

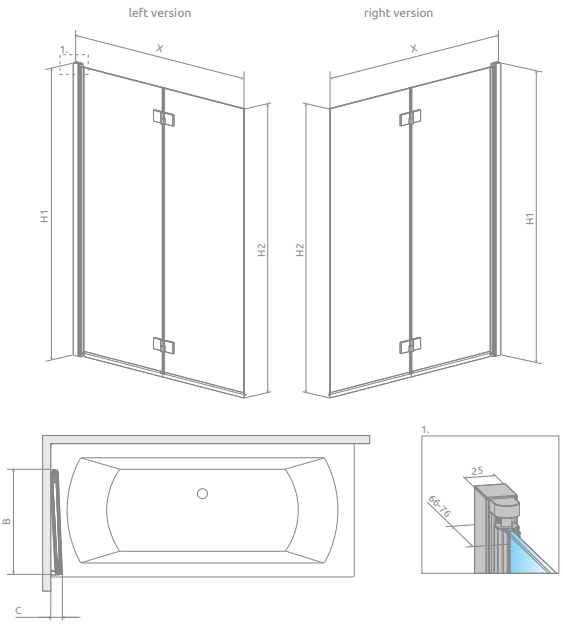

Model	X	B	C	H1	H2
PND I 100	1000-1010	508	77-87	1520	1500
PND I 120	1200-1210	608	77-87	1520	1500

Dimensions are given in mm.

Fuenta PND I

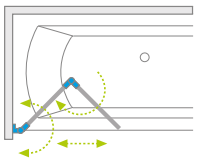



ADDITIONAL OPTIONS

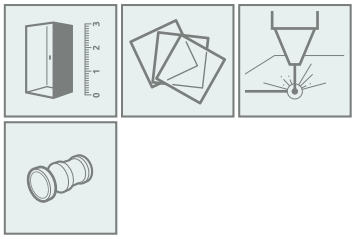

Profile finish:



01 Chrome



Model	Width (X)	TRANSPARENT GLASS Art. No.
PND I 100 L	1000-1010	208210-01L
PND I 100 R	1000-1010	208210-01R
PND I 120 L	1200-1210	208212-01L
PND I 120 R	1200-1210	208212-01R

TECHNICAL DRAWINGS

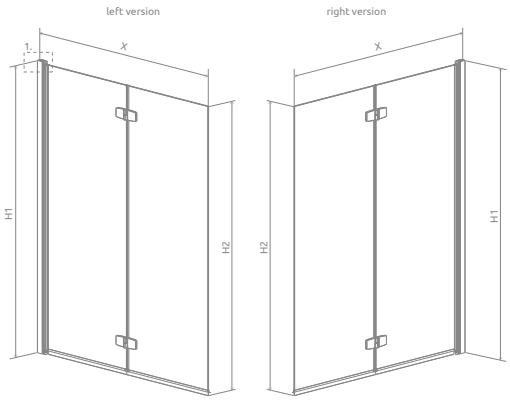

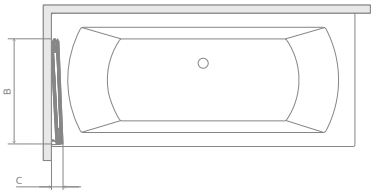

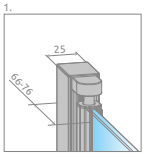

Model	X	B	C	H1	H2
PND I 100	1000-1010	508	77-87	1520	1500
PND I 120	1200-1210	608	77-87	1520	1500

Dimensions are given in mm.



Other colour versions of products from the series can be found on p. 410

Nes 8 PND I*
Nes PND I

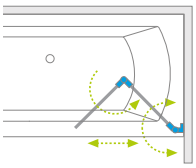



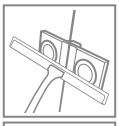

ADDITIONAL OPTIONS

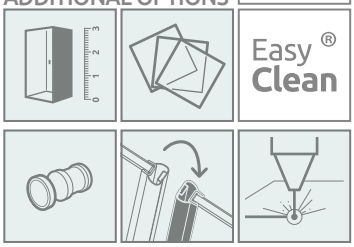

Profile finish:

Glossy:



01 Chrome*

New



09 Gold

Matte:



54 Black*

Brushed:

New



91 Nickel

New



99 Gold

New



92 GunMetal

New



93 Copper

In the article number, the symbol **XX** should be replaced with the symbol of the selected colour.

Model	**Nes 8 PND I – 8 mm** TRANSPARENT GLASS Art. No.	**Nes PND I – 6 mm** TRANSPARENT GLASS Art. No.
PND I 100 L	10060100-**XX**-01L	10010100-**XX**-01L
PND I 100 R	10060100-**XX**-01R	10010100-**XX**-01R
PND I 110 L	10060110-**XX**-01L	10010110-**XX**-01L
PND I 110 R	10060110-**XX**-01R	10010110-**XX**-01R
PND I 120 L	10060120-**XX**-01L	10010120-**XX**-01L
PND I 120 R	10060120-**XX**-01R	10010120-**XX**-01R
PND I 130 L	10060130-**XX**-01L	10010130-**XX**-01L
PND I 130 R	10060130-**XX**-01R	10010130-**XX**-01R
PND I 140 L	10060140-**XX**-01L	10010140-**XX**-01L
PND I 140 R	10060140-**XX**-01R	10010140-**XX**-01R

TECHNICAL DRAWINGS

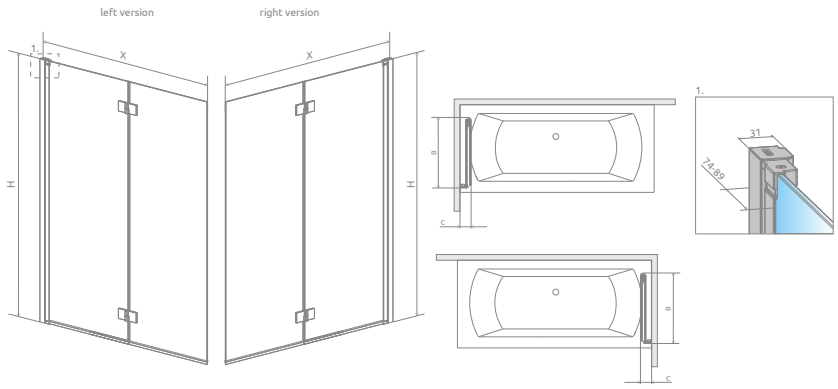



There is a possibility of a paid replacement of transparent gaskets (horizontal) for black gaskets. This option should be clearly stated in the order.

Model	X	B	C	H
PND I 100	1000-1015	505	96-111	1500
PND I 110	1100-1115	555	96-111	1500
PND I 120	1200-1215	605	96-111	1500
PND I 130	1300-1315	655	96-111	1500
PND I 140	1400-1415	705	96-111	1500

* Nes 8 is only available in chrome and black colour
Dimensions are given in mm.

Arta PND I

Catalogue card
of this model
is available at
www.radaway.eu



Eos PND I*

Catalogue card
of this model
is available at
www.radaway.eu



Carena PND I*

Catalogue card
of this model
is available at
www.radaway.eu



* while stock lasts


Eos PNW4

Eos
PNW

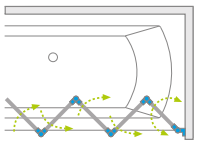

GLASS mm 6

Easy Clean®

ADDITIONAL OPTIONS



Profile finish:



01 Chrome

A universal bathtub screen that can be assembled as a left-hand or right-hand version.

Model	Width (X)	TRANSPARENT GLASS Art. No.
PNW3 100	990-1000	1205301-101
PNW4 86	860-870	1205401-101
PNW5 107	1070-1080	1205501-101

TECHNICAL DRAWINGS

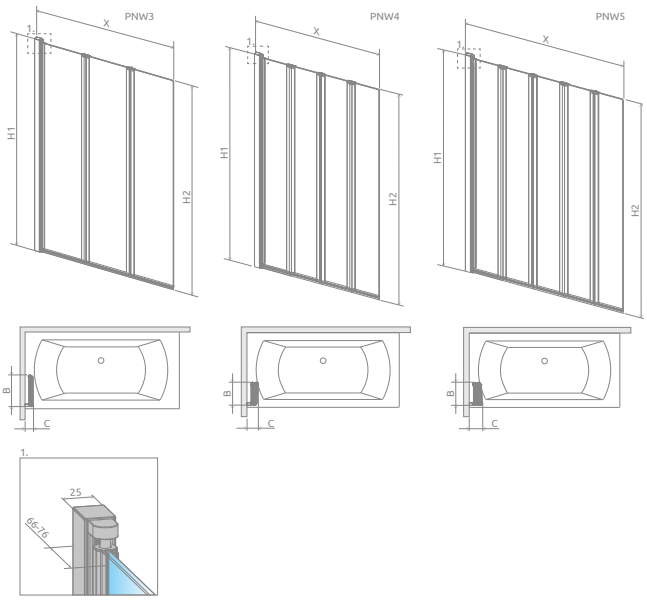


Eos PNW3

Model	X	B	C	H1	H2
PNW3	990-1000	335	90-100	1520	1500
PNW4	860-870	220	110-120	1520	1500
PNW5	1070-1080	220	130-140	1520	1500

Dimensions are given in mm.

Furo
PND II

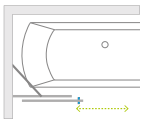



ADDITIONAL OPTIONS

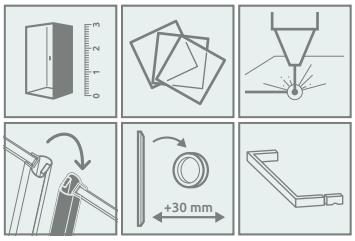

Profile finish:

Glossy:



01 Chrome



09 Gold



54 Black

Matte:

Brushed:



91 Nickel



99 Gold



92 GunMetal



93 Copper



Other colour versions of products from the series can be found on p. 410

Bathroom screen consists of 2 parts: door and front wall. Please specify all the article numbers when making an order.
In the article number, the symbol **XX** should be replaced with the symbol of the selected colour.

Model	Nazwa elementu	TRANSPARENT GLASS Art. No.
PND II 100 L	PND II door 538 L	10109538-**XX**-01L
	Wall PN 494	10112494-01-01
PND II 100 R	PND II door 538 R	10109538-**XX**-01R
	Wall PN 494	10112494-01-01
PND II 110 L	PND II door 588 L	10109588-**XX**-01L
	Wall PN 544	10112544-01-01
PND II 110 R	PND II door 588 R	10109588-**XX**-01R
	Wall PN 544	10112544-01-01
PND II 120 L	PND II door 638 L	10109638-**XX**-01L
	Wall PN 594	10112594-01-01
PND II 120 R	PND II door 638 R	10109638-**XX**-01R
	Wall PN 594	10112594-01-01
PND II 130 L	PND II door 688 L	10109688-**XX**-01L
	Wall PN 644	10112644-01-01
PND II 130 R	PND II door 688 R	10109688-**XX**-01R
	Wall PN 644	10112644-01-01
PND II 140* L	PND II door 738 L	10109738-**XX**-01L
	Wall PN 694	10112694-01-01
PND II 140* R	PND II door 738 R	10109738-**XX**-01R
	Wall PN 694	10112694-01-01
PND II 150* L	PND II door 788 L	10109788-**XX**-01L
	Wall PN 744	10112744-01-01
PND II 150* R	PND II door 788 R	10109788-**XX**-01R
	Wall PN 744	10112744-01-01
PND II 160* L	PND II door 838 L	10109838-**XX**-01L
	Wall PN 794	10112794-01-01
PND II 160* R	PND II door 838 R	10109838-**XX**-01R
	Wall PN 794	10112794-01-01
PND II 170* L	PND II door 888 L	10109888-**XX**-01L
	Wall PN 844	10112844-01-01
PND II 170* R	PND II door 888 R	10109888-**XX**-01R
	Wall PN 844	10112844-01-01
PND II 180* L	PND II door 938 L	10109938-**XX**-01L
	Wall PN 894	10112894-01-01
PND II 180* R	PND II door 938 R	10109938-**XX**-01R
	Wall PN 894	10112894-01-01

* For dimensions ≥ 1400 mm, the bathtub screen has a perpendicular support bar

Dimensions are given in mm.

TECHNICAL DRAWINGS

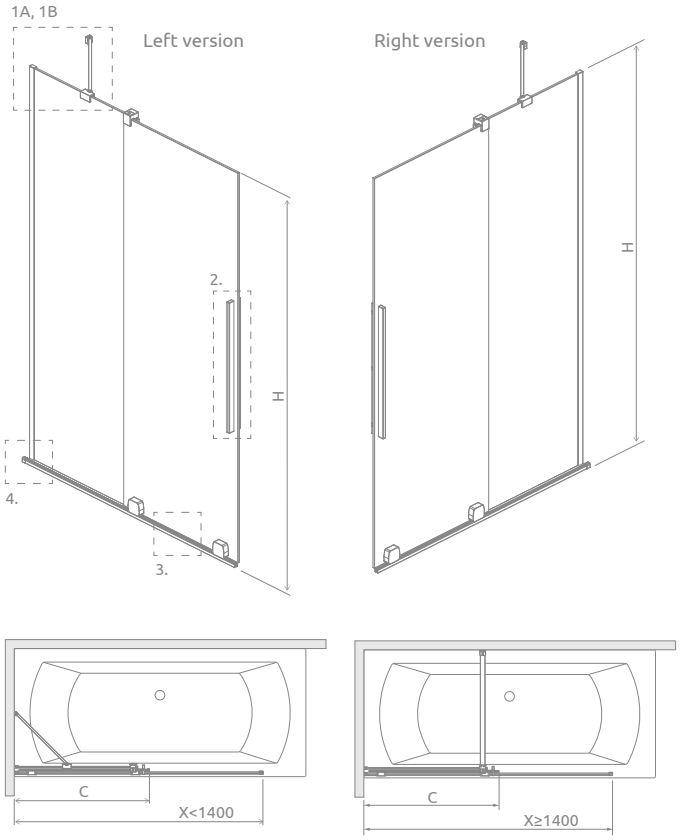

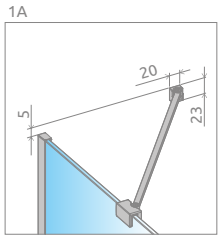

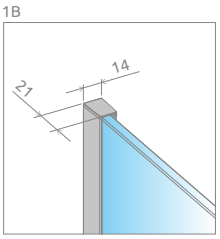

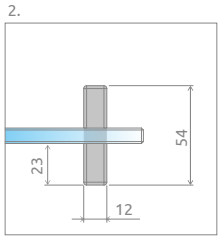

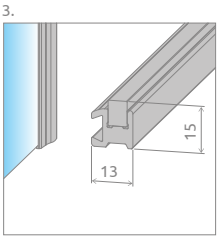

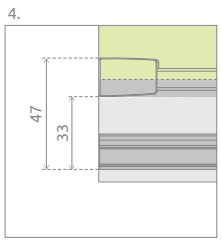

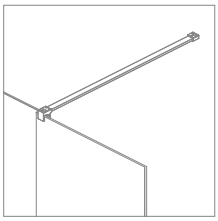



▲ For dimensions ≥ 1400 mm, the bathtub screen has a perpendicular support bar.

◀ It is possible to make the product with a railing handle which also functions as a towel hanger.

Min. width of flat side of bathtub is 43 mm, and its slope max 1 mm.

Model	X	C	H
PND II 100	990-1000	553-563	1500
PND II 110	1090-1100	603-613	1500
PND II 120	1190-1200	653-663	1500
PND II 130	1290-1300	703-713	1500
PND II 140	1390-1400	753-763	1500
PND II 150	1490-1500	803-813	1500
PND II 160	1590-1600	853-863	1500
PND II 170	1690-1700	903-913	1500
PND II 180	1790-1800	953-963	1500



▲ Possibility of replacing the standard handle with a 35×120 mm hole cut in the glass pane.



◀ There is a possibility of a paid replacement of transparent gaskets (vertical and horizontal) for black gaskets. This option should be clearly stated in the order.



◀ It is possibile to extend the entrance by30 mm by replacing the vertical handle with a round one [1]. Please contact the Customer Service Department.

ADDITIONAL OPTIONS

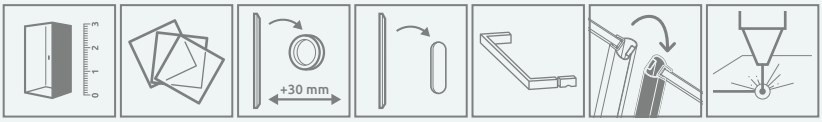

MADE TO MEASURE p. 7 | GLASS VARIANTS p. 11 | WIDER ENTRANCE p. 15 | EXCHANGE OF HANDLE FOR A HOLE CUT IN GLASS p. 15 | REPLACING THE HANDLE FOR A RAILING HANDLE p. 15 | GASKETS COLOUR EXCHANGE p. 17 | PRINT/ENGRAVING ON GLASS p. 24/28

[1] only chrome and black colour
Dimensions are given in mm.

Furo SL
PND II

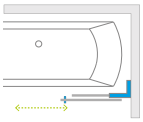





Other colour versions of products from the series can be found on p. 410

ADDITIONAL OPTIONS

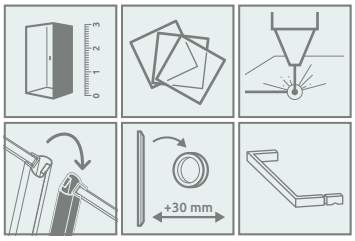

Profile finish:

Glossy: **Matte:**



01 Chrome **09** Gold **54** Black

Brushed:



91 Nickel **99** Gold **92** GunMetal **93** Copper

Bathroom screen consists of 2 parts: door and front wall. Please specify all the article numbers when making an order.
In the article number, the symbol **XX** should be replaced with the symbol of the selected colour.

Model	Nazwa elementu	TRANSPARENT GLASS Art. No.
SL PND II 100 L	PND II door 538 L	10309538-**XX**-01L
	Wall PN 494	10112494-01-01
SL PND II 100 R	PND II door 538 R	10309538-**XX**-01R
	Wall PN 494	10112494-01-01
SL PND II 110 L	PND II door 588 L	10309588-**XX**-01L
	Wall PN 544	10112544-01-01
SL PND II 110 R	PND II door 588 R	10309588-**XX**-01R
	Wall PN 544	10112544-01-01
SL PND II 120 L	PND II door 638 L	10309638-**XX**-01L
	Wall PN 594	10112594-01-01
SL PND II 120 R	PND II door 638 R	10309638-**XX**-01R
	Wall PN 594	10112594-01-01

TECHNICAL DRAWINGS

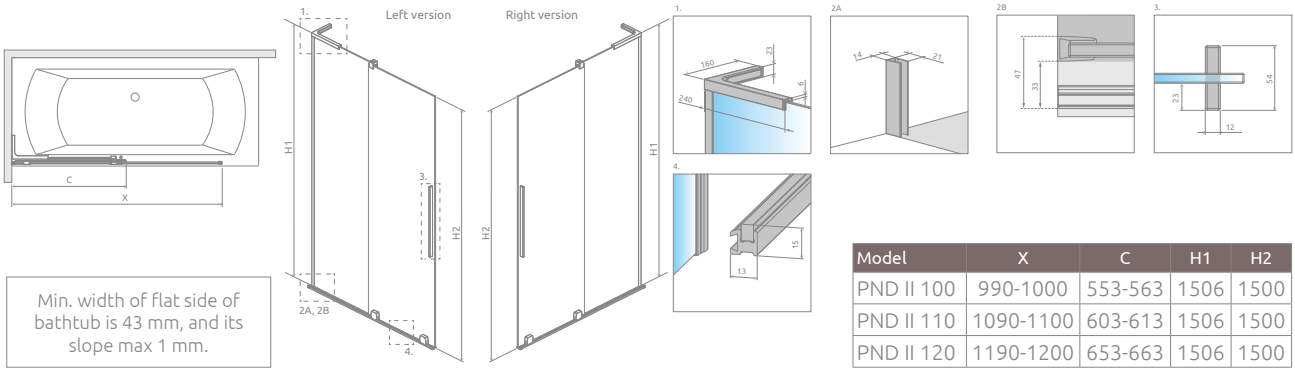

Min. width of flat side of bathtub is 43 mm, and its slope max 1 mm.

Model	X	C	H1	H2
PND II 100	990-1000	553-563	1506	1500
PND II 110	1090-1100	603-613	1506	1500
PND II 120	1190-1200	653-663	1506	1500

Dimensions are given in mm.



Other colour versions of products from the series can be found on p. 410

Essenza Pro PND II

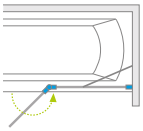



ADDITIONAL OPTIONS

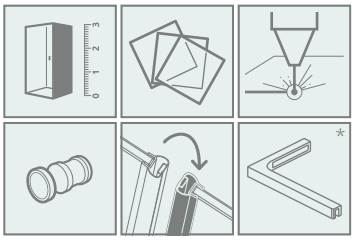

Profile finish:

Glossy: **Matte:**



01 Chrome **09** Gold **54** Black **04** White

Brushed:



91 Nickel **99** Gold **92** GunMetal **93** Copper

In the article number, the symbol **XX** should be replaced with the symbol of the selected colour.

Model	TRANSPARENT GLASS Art. No.
PND II 100 L	10102100-**XX**-01L
PND II 100 R	10102100-**XX**-01R
PND II 110 L	10102110-**XX**-01L
PND II 110 R	10102110-**XX**-01R
PND II 120 L	10102120-**XX**-01L
PND II 120 R	10102120-**XX**-01R
PND II 130 L	10102130-**XX**-01L
PND II 130 R	10102130-**XX**-01R
PND II 140 L	10102140-**XX**-01L
PND II 140 R	10102140-**XX**-01R

TECHNICAL DRAWINGS

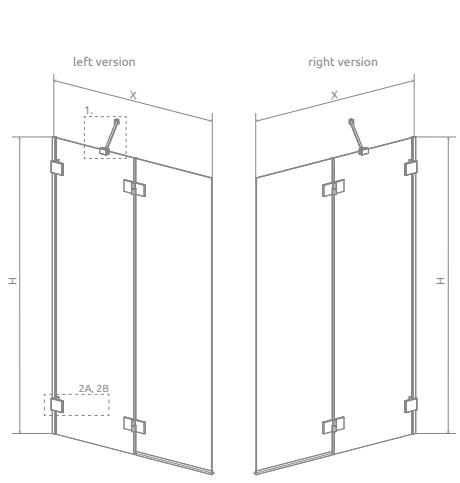

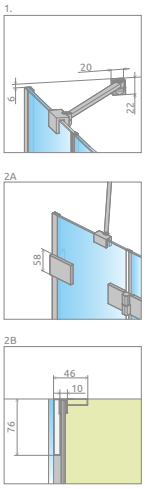

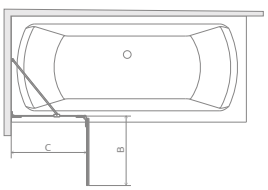



There is a possibility of a paid replacement of transparent gaskets (horizontal) for black gaskets. This option should be clearly stated in the order.

Model	X	B	C	H
PND II 100*	1000-1008	488	535-543	1500
PND II 110*	1100-1108	538	585-593	1500
PND II 120*	1200-1208	588	635-643	1500
PND II 130	1300-1308	638	685-693	1500
PND II 140	1400-1408	688	735-743	1500

Dimensions are given in mm.

Essenza 8
SL PND II

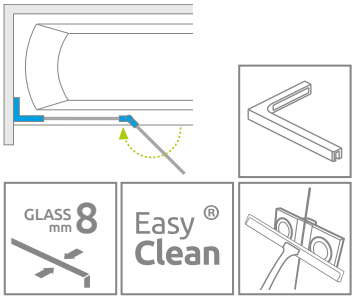

ADDITIONAL OPTIONS

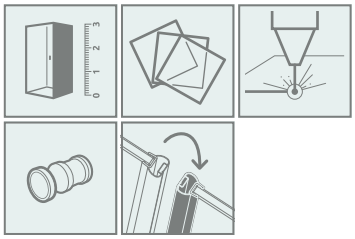

Profile finish:

Glossy: **Matte:**



01 Chrome **09** Gold **54** Black

Brushed:



91 Nickel **99** Gold **92** GunMetal **93** Copper



Other colour versions of products from the series can be found on p. 410

In the article number, the symbol **XX** should be replaced with the symbol of the selected colour.

Model	TRANSPARENT GLASS Art. No.
SL PND II 100 L	10500100-**XX**-01L
SL PND II 100 R	10500100-**XX**-01R
SL PND II 110 L	10500110-**XX**-01L
SL PND II 110 R	10500110-**XX**-01R
SL PND II 120 L	10500120-**XX**-01L
SL PND II 120 R	10500120-**XX**-01R
SL PND II 130 L	10500130-**XX**-01L
SL PND II 130 R	10500130-**XX**-01R
SL PND II 140 L	10500140-**XX**-01L
SL PND II 140 R	10500140-**XX**-01R

TECHNICAL DRAWINGS

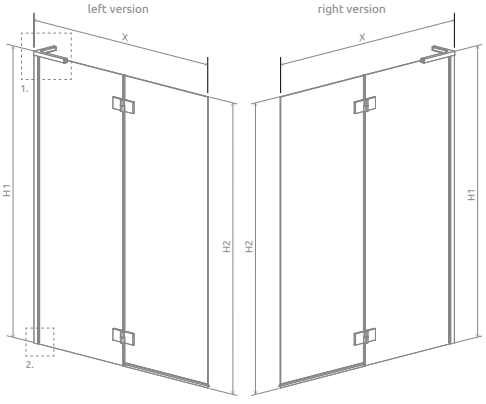

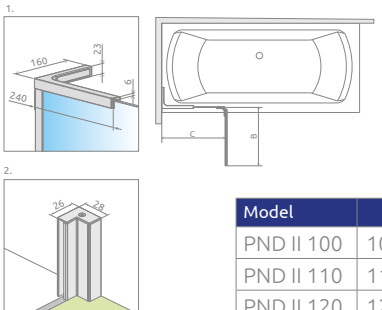



There is a possibility of a paid replacement of transparent gaskets (horizontal) for black gaskets. This option should be clearly stated in the order.

Model	X	B	C	H1	H2
PND II 100	1000-1015	486	535-550	1506	1500
PND II 110	1100-1115	536	585-600	1506	1500
PND II 120	1200-1215	586	635-650	1506	1500
PND II 130	1300-1315	636	685-700	1506	1500
PND II 140	1400-1415	686	735-750	1506	1500

Dimensions are given in mm.



Other colour versions of products from the series can be found on p. 410

Essenza PND II

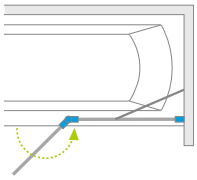



ADDITIONAL OPTIONS

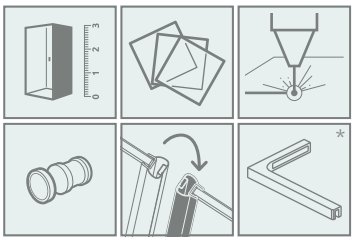

Profile finish:

Glossy: **Matte:**



01 Chrome **09** Gold **54** Black

Brushed:



91 Nickel **99** Gold **92** GunMetal **93** Copper

In the article number, the symbol **XX** should be replaced with the symbol of the selected colour.

Model	TRANSPARENT GLASS Art. No.
PND II 100 L	110002100-**XX**-01L
PND II 100 R	110002100-**XX**-01R
PND II 110 L	110002110-**XX**-01L
PND II 110 R	110002110-**XX**-01R
PND II 120 L	110002120-**XX**-01L
PND II 120 R	110002120-**XX**-01R
PND II 130 L	110002130-**XX**-01L
PND II 130 R	110002130-**XX**-01R
PND II 140 L	110002140-**XX**-01L
PND II 140 R	110002140-**XX**-01R

TECHNICAL DRAWINGS

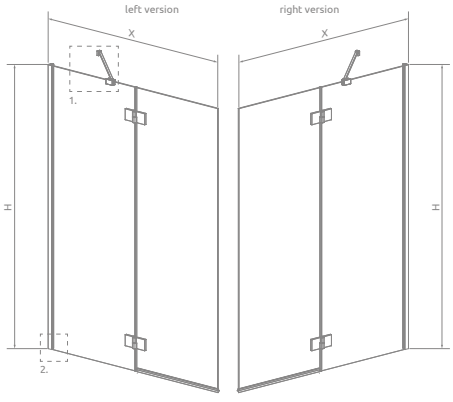

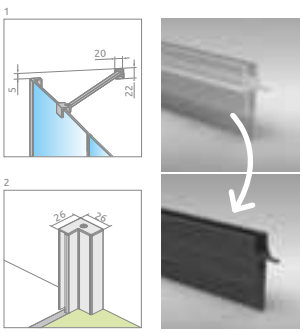

There is a possibility of a paid replacement of transparent gaskets (horizontal) for black gaskets. This option should be clearly stated in the order.

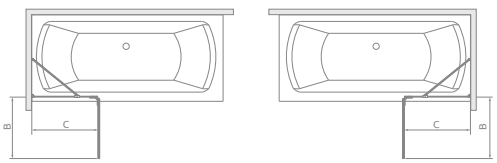

Model	X	B	C	H
PND II 100*	1000-1015	486	535-550	1500
PND II 110*	1100-1115	536	585-600	1500
PND II 120*	1200-1215	586	635-650	1500
PND II 130	1300-1315	636	685-700	1500
PND II 140	1400-1415	686	735-750	1500

Dimensions are given in mm.

Nes 8 PND II*
Nes PND II

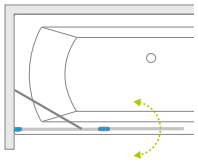

mm 8|6 GLASS

Easy ® Clean

ADDITIONAL OPTIONS

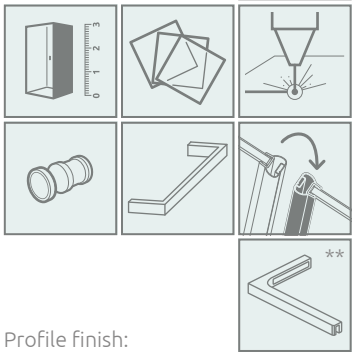

Profile finish:

Glossy:



01 Chrome*

New

09 Gold

54 Black*

Brushed:

New



91 Nickel

99 Gold

New

92 GunMetal

New

93 Copper



Other colour versions of products from the series can be found on p. 410

In the article number, the symbol **XX** should be replaced with the symbol of the selected colour.

Model	**Nes 8 PND II – 8 mm** TRANSPARENT GLASS Art. No.	**Nes PND II – 6 mm** TRANSPARENT GLASS Art. No.
PND II 100 L	10088100-**XX**-01L	10009100-**XX**-01L
PND II 100 R	10088100-**XX**-01R	10009100-**XX**-01R
PND II 110 L	10088110-**XX**-01L	10009110-**XX**-01L
PND II 110 R	10088110-**XX**-01R	10009110-**XX**-01R
PND II 120 L	10088120-**XX**-01L	10009120-**XX**-01L
PND II 120 R	10088120-**XX**-01R	10009120-**XX**-01R
PND II 130 L	10088130-**XX**-01L	10009130-**XX**-01L
PND II 130 R	10088130-**XX**-01R	10009130-**XX**-01R
PND II 140 L	10088140-**XX**-01L	10009140-**XX**-01L
PND II 140 R	10088140-**XX**-01R	10009140-**XX**-01R

TECHNICAL DRAWINGS

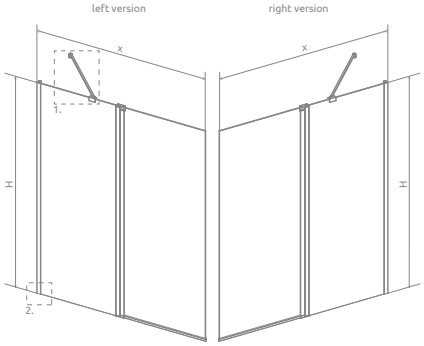

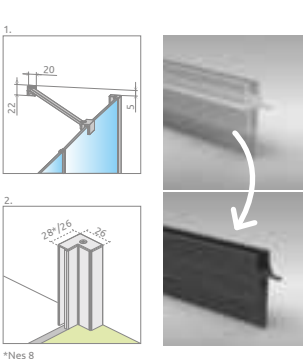

*Nes 8

There is a possibility of a paid replacement of transparent gaskets (horizontal) for black gaskets. This option should be clearly stated in the order.

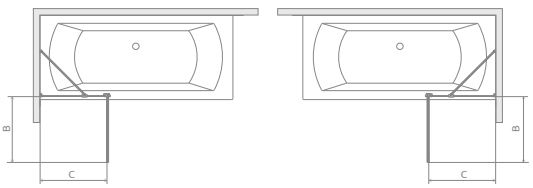

Model	X	B	C	H
PND II 100**	1000-1015	483	493-508	1500
PND II 110**	1100-1115	533	543-558	1500
PND II 120**	1200-1215	583	593-608	1500
PND II 130	1300-1315	633	643-658	1500
PND II 140	1400-1415	683	693-708	1500

* Nes 8 is only available in chrome and black colour
Dimensions are given in mm.



Torrenta PND II

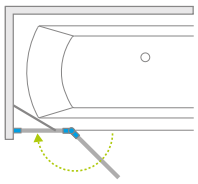



ADDITIONAL OPTIONS

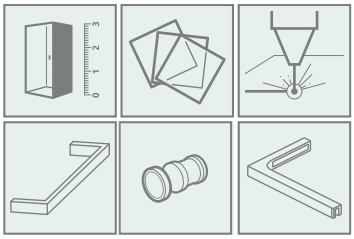

Profile finish:



01 Chrome

Model	Width (X)	TRANSPARENT GLASS Art. No.
PND II 100 L	995-1010	12011202-101L
PND II 100 R	995-1010	12011202-101R
PND II 120 L	1195-1210	12011203-101L
PND II 120 R	1195-1210	12011203-101R

TECHNICAL DRAWINGS

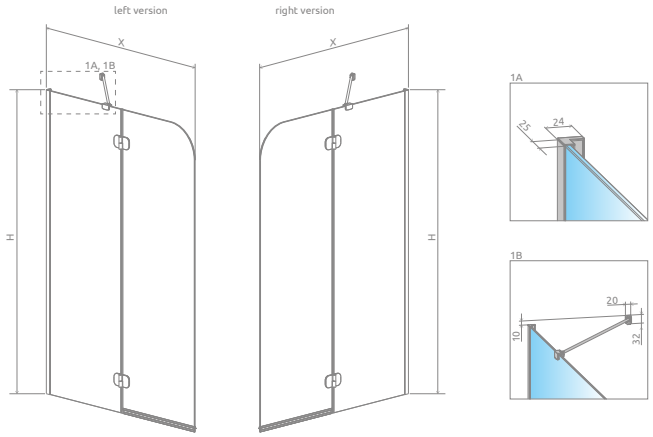

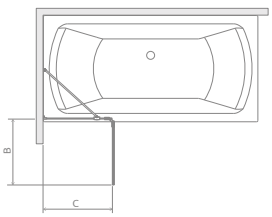

Model	X	B	C	H
PND II 100	995-1010	496	516-531	1500
PND II 120	1195-1210	496	716-731	1500

Dimensions are given in mm.

Eos PND II*

Catalogue card
of this model
is available at
www.radaway.eu



Euphoria PND II*

Catalogue card
of this model
is available at
www.radaway.eu



Nes Brushed Gold PND II

p. 402





Other colour versions of products from the series can be found on **www.radaway.eu**

Idea PN DWJ





ADDITIONAL OPTIONS

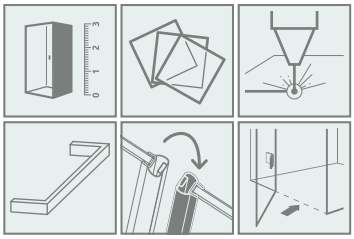

Profile finish:



01 Chrome **54** Black

Model	Width (X)	TRANSPARENT GLASS Art. No.
PN DWJ 140 L	1387-1412	10003140-**XX**-01L
PN DWJ 140 R	1387-1412	10003140-**XX**-01R
PN DWJ 150 L	1487-1512	10003150-**XX**-01L
PN DWJ 150 R	1487-1512	10003150-**XX**-01R
PN DWJ 160 L	1587-1612	10003160-**XX**-01L
PN DWJ 160 R	1587-1612	10003160-**XX**-01R
PN DWJ 170 L	1687-1712	10003170-**XX**-01L
PN DWJ 170 R	1687-1712	10003170-**XX**-01R
PN DWJ 180 L	1787-1812	10003180-**XX**-01L
PN DWJ 180 R	1787-1812	10003180-**XX**-01R

As standard bathtub screen is provided without a threshold strip.



There is a possibility of a paid replacement of transparent gaskets (horizontal) for black gaskets. This option should be clearly stated in the order.

TECHNICAL DRAWINGS

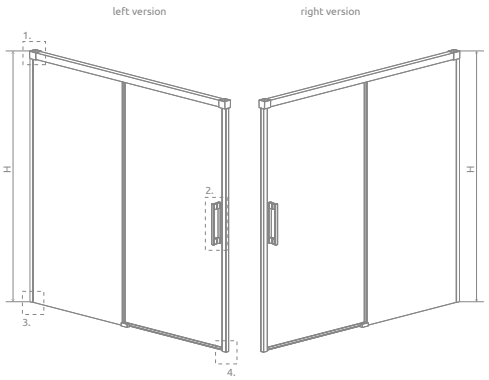

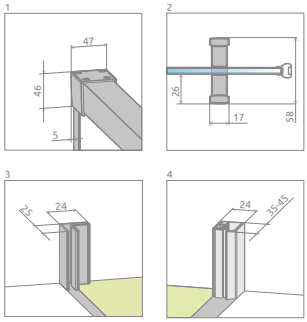

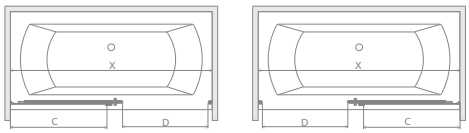

Model	X	C	D	H
PN DWJ 140	1387-1412	655-670	590	1505
PN DWJ 150	1487-1512	705-720	640	1505
PN DWJ 160	1587-1612	755-770	690	1505
PN DWJ 170	1687-1712	805-820	740	1505
PN DWJ 180	1787-1812	855-870	790	1505

Dimensions are given in mm.

Vesta DWJ





ADDITIONAL OPTIONS

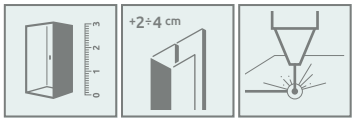



Profile finish:



01 Chrome

A universal bathtub screen that can be assembled as a left-hand or right-hand version.

SLIDING DOOR

Model	Width (X)	TRANSPARENT GLASS Art. No.
DWJ 140	1390-1410	209114-01-01
DWJ 150	1490-1510	209115-01-01
DWJ 160	1590-1610	209116-01-01
DWJ 170	1690-1710	209117-01-01
DWJ 180	1790-1810	209118-01-01

TECHNICAL DRAWINGS

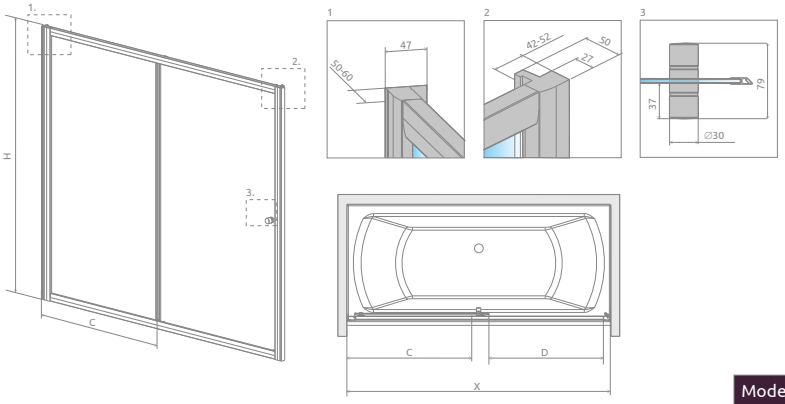

Extension profiles		Art. No.
	Profil U +2 cm	P01-120150001
	Profil U +4 cm	P01-121150001

Model	X	C	D	H
DWJ 140	1390-1410	643-653	590	1500
DWJ 150	1490-1510	693-703	640	1500
DWJ 160	1590-1610	743-753	690	1500
DWJ 170	1690-1710	793-803	740	1500
DWJ 180	1790-1810	843-853	790	1500

Dimensions are given in mm.



Other colour versions of products from the series can be found on **www.radaway.eu**

Idea PN DWD





ADDITIONAL OPTIONS

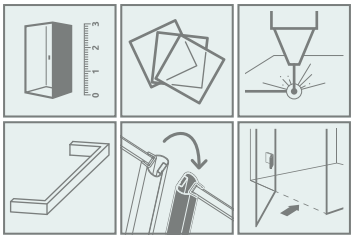

Profile finish:



01 Chrome **54** Black

Model	Width (X)	TRANSPARENT GLASS Art. No.
PN DWD 140	1385-1415	10004140-**XX**-01
PN DWD 150	1485-1515	10004150-**XX**-01
PN DWD 160	1585-1615	10004160-**XX**-01
PN DWD 170	1685-1715	10004170-**XX**-01
PN DWD 180	1785-1815	10004180-**XX**-01

As standard bathtub screen is provided without a threshold strip.

TECHNICAL DRAWINGS

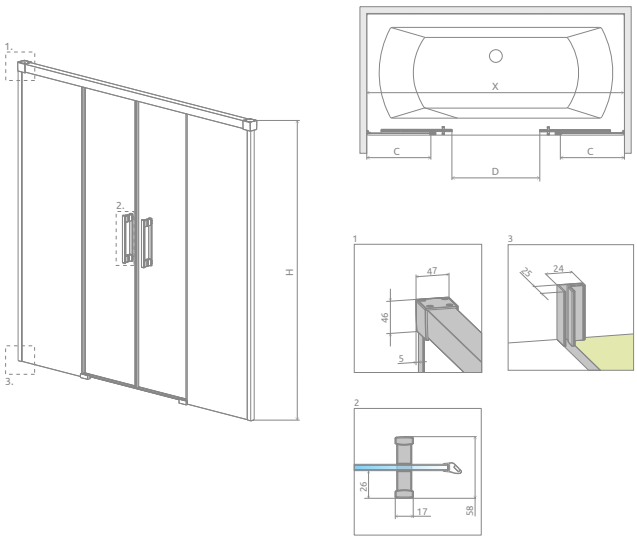



There is a possibility of a paid replacement of transparent gaskets for black gaskets:
– option no.1 – only magnetic gaskets,
– option no. 2 – all gaskets (magnetic, vertical and horizontal).
The selected option must be clearly stated in the order.

Model	X	C	D	H
PN DWD 140	1385-1415	320-335	518	1505
PN DWD 150	1485-1515	335-350	548	1505
PN DWD 160	1585-1615	370-385	618	1505
PN DWD 170	1685-1715	385-400	648	1505
PN DWD 180	1785-1815	420-435	718	1505

Dimensions are given in mm.

Vesta DWD





ADDITIONAL OPTIONS

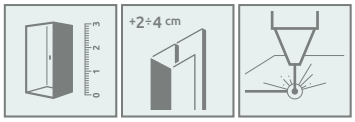



Profile finish:



01 Chrome

Model	Width (X)	TRANSPARENT GLASS Art. No.
DWD 140	1390-1410	203140-01
DWD 150	1490-1510	203150-01
DWD 160	1590-1610	203160-01
DWD 170	1690-1710	203170-01
DWD 180	1790-1810	203180-01

TECHNICAL DRAWINGS

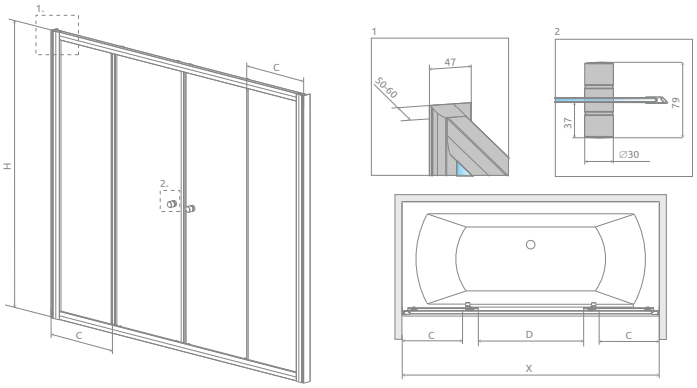

Extension profiles		Art. No.
	Profil U +2 cm	P01-120150001
	Profil U +4 cm	P01-121150001

Model	X	D	H
DWD 140	1390-1410	515	1500
DWD 150	1490-1510	565	1500
DWD 160	1590-1610	615	1500
DWD 170	1690-1710	665	1500
DWD 180	1790-1810	715	1500

Dimensions are given in mm.



Idea
PN DWJ+S

Catalogue card
of this model
is available at
www.radaway.eu



Vesta DWJ+S

Catalogue card
of this model
is available at
www.radaway.eu



Vesta DWD+S

Catalogue card
of this model
is available at
www.radaway.eu

Essenza Gold
PND II

p. 401



Modo SL
Brushed Nickel
PNJ II

p. 387



Furo
Brushed
Copper
PND II

p. 396





Essenza Pro White PND II

p. 399



Idea Black PNJ II

p. 389



Essenza Pro Brushed GunMetal PNJ II

p. 388

Nes Brushed Gold PND I

p. 393



How to specify the variant (left or right) of a shower tray or an asymmetrical shower enclosure.

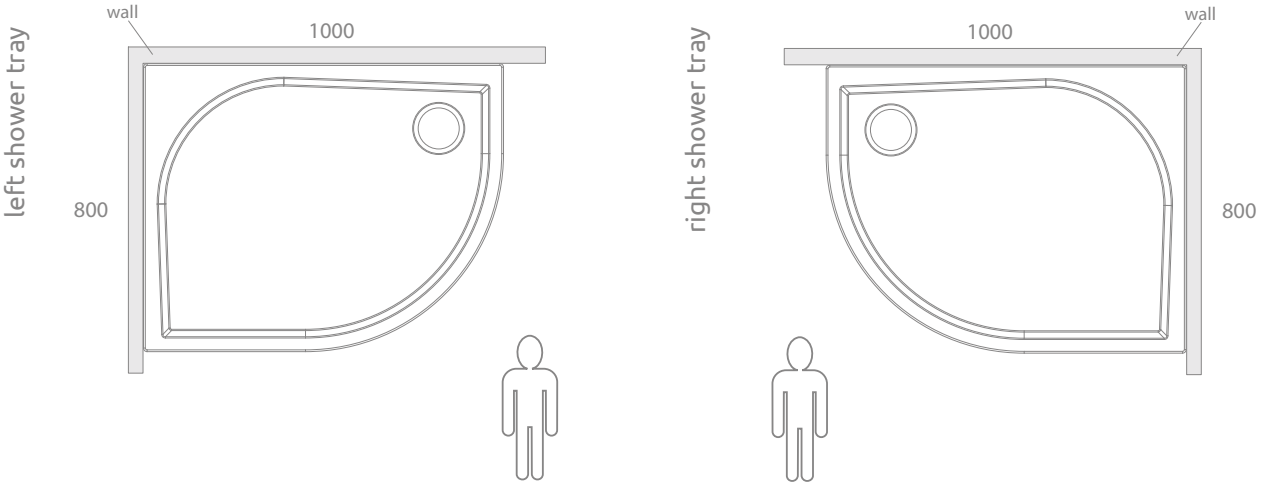

Measuring the shower tray radius

Shower enclosure is one of the most important elements of bathroom equipment. When we choose the cabin, we have to choose the suitable shower tray. The perfect match is guaranteed by the purchase of a shower tray and shower enclosure from one manufacturer. However, if you already have a shower tray and would like to choose a suitable shower enclosure from the Radaway offer, then in the case of shower doors and rectangular shower enclosures, it is enough to measure the length of the shower tray's sides and compare with the dimensions of the door or cabin, while in the case of quadrant shower enclosures the matter is a little bit more complicated, as we have to know the radius of the cabin and shower tray. Quadrant Radaway cabins are suitable for installation on shower trays with a radius of 550 mm. You can determine the shower tray radius using the following formula below:

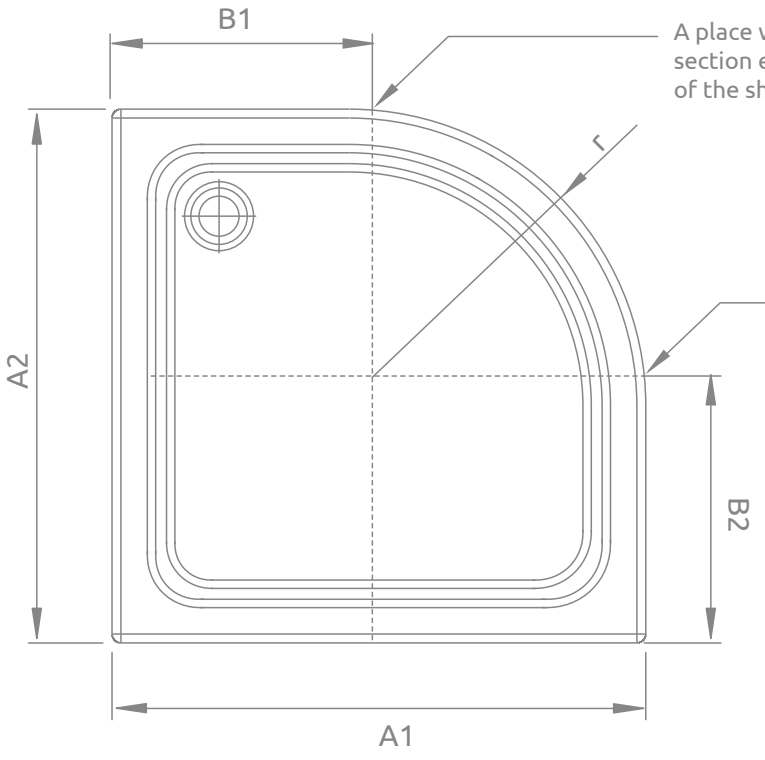

A1 – B1 = r = A2 – B2

Measuring the straight section (B1 or B2) we get a result that should be subtracted from the size of the shower tray (A1 or A2) to obtain its radius (r).



Shower trays

Shower trays advantages

Liquid marble shower tray

- 2 models possible to cut: Teos, Kyntos
- smooth surface (Giaros) for easy cleaning, or anti-slip surface (Zantos, Teos, Kyntos)
- antibacterial surface
- resistance to moisture and fungi
- designed with attention to details and aesthetics
- extremely glossy surface
- material suitable for renovation
- exclusive and elegant design
- can be installed flush-to-floor

TECHNOLOGICAL CROSS SECTION



Acrylic shower trays with polyurethane base

- antibacterial smooth area for easy cleaning
- resistance to moisture and fungi
- designed with attention to details and aesthetics
- extremely glossy surface
- high-density PU filling with special steel reinforcement provide high compressive strength
- easy, quick and clean installation (it is enough to level the tray and glue it with tile adhesive)
- low overall height allows an easy, non-threshold access to the bathing area
- an integrated base
- excellent thermal insulation providing effect of pleasantly warm surface

TECHNOLOGICAL CROSS SECTION



Liquid marble shower trays

Acrylic shower trays on a polystyrene base

Dimensions are given in mm.

Acrylic shower trays

- antibacterial smooth area for easy cleaning
- resistance to moisture and fungi
- designed with attention to details and aesthetics
- extremely glossy surface
- easy access to siphon in case of shower trays with removable panel
- quick installation, easy adjustment
- wide range of shapes and sizes

TECHNOLOGICAL CROSS SECTION



Acrylic shower trays on a polystyrene base

- antibacterial smooth area for easy cleaning
- resistance to moisture and fungi
- designed with attention to details and aesthetics
- extremely glossy surface
- EPS filling with special steel reinforcement provide high compressive strength
- easy, quick and clean installation (it is enough to level the tray and glue it with tile adhesive)
- excellent thermal insulation providing effect of pleasantly warm surface

TECHNOLOGICAL CROSS SECTION



Flat shower trays with poliuretan base Acrylic shower trays

Dimensions are given in mm.



Shower trays Made to Measure

Shower trays from Teos and Kyntos series are made of marble conglomerate, material characterized by excellent functional properties and aesthetic values. This material is resistant to various types of dirt, depigmentation and abrasion.

STONE's structural surface has non-slip properties which ensures safety during the usage. The design of the shower trays guarantees their easy installation directly on the floor or enables flushing the shower tray with the floor level.

Shower trays are available in some colours: White, Cemento, Anthracite and Black. Depending on the model with:
– drain line with a cover in a shower tray's colour,
– compact drain with a cover in a shower tray's colour or stainless steel.

It is possible to cut the shower tray into non-standard sizes and shapes. The customer can do it individually or order a cutting service in our company.

Below we present examples of possibilities for cutting the shower trays. When ordering a shower tray, please fill out the form (radaway.eu) by giving the exact dimensions and location of the cut.

Examples of cutting the **Teos** shower tray







Examples of cutting the **Kyntos** shower tray

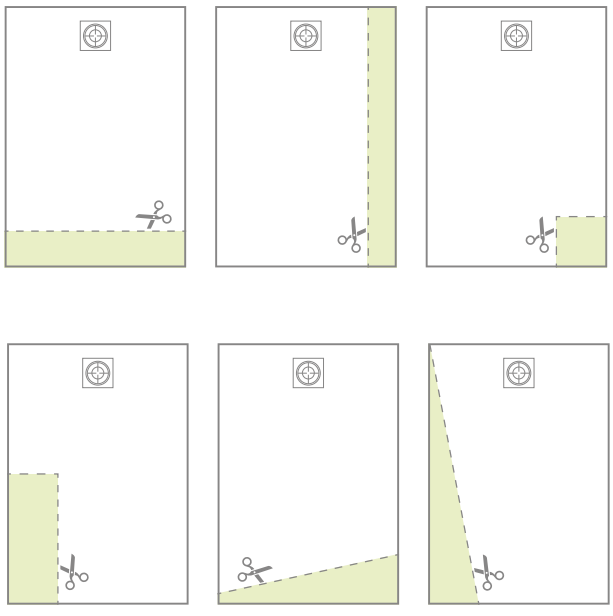











KYNTOS A

To be installed on floor, siphon outlet Ø 90 mm, recommended siphon HS1. The shower tray has a "B" anti-slip certificate issued by TÜV Rheinland® in accordance with the DIN 51097:1992 standard. The shower tray can be cut to the individual sizes (more details on p. 417).

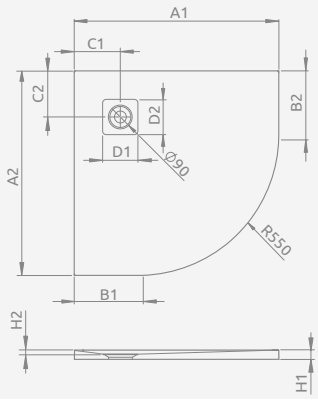

KYNTOS A	A1	A2	B1	B2	C1	C2	D1	D2	H1	H2
80×80	800	800	250	250	180	180	130	130	30	16
90×90	900	900	350	350	180	180	130	130	30	16
100×100	1000	1000	450	450	180	180	130	130	30	16

Please specify three article numbers when making an order: shower tray, grid in the selected colour and siphon.

Model	Art. No.			
	White	Cemento	Anthracite	Black
KYNTOS A 80×80	HKA8080-04	HKA8080-74	HKA8080-64	HKA8080-54
KYNTOS A 90×90	HKA9090-04	HKA9090-74	HKA9090-64	HKA9090-54
KYNTOS A 100×100	HKA100100-04	HKA100100-74	HKA100100-64	HKA100100-54

Steel



HKA-01

White



HKA-04

Cemento



HKA-74

Anthracite



HKA-64

Black



HKA-54

Liquid marble shower trays

Acrylic shower trays on a polystyrene base

Dimensions are given in mm.



Anti-slip surface.

Model	Art. No.
ZANTOS A 90×90	M3ZNA9090-06

ZANTOS A

To be installed on floor, siphon outlet Ø 90 mm, recommended siphons TB90, TB21, TBXS, R500, R580, R583, R510, 690 P, R400 SLIM PLUS, R400W SLIM.

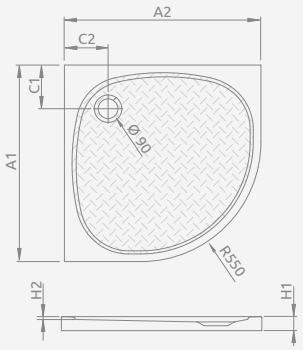

ZANTOS A	A1	A2	C1	C2	H1	H2
90×90	900	900	200	200	32	10



Model	Art. No.
GIAROS A 90×90	MKGA9090-03

GIAROS A

To be installed on floor, siphon outlet Ø 50 mm, recommended siphon 5SL1.

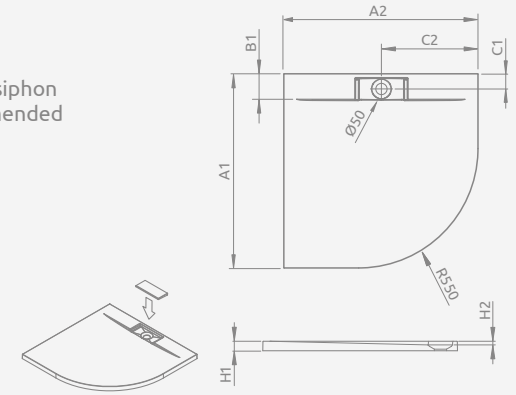

GIAROS A	A1	A2	B1	C1	C2	H1	H2
90×90	900	900	100	70	450	40	18



Model	Art. No.
DOROS PLUS A 80×80	SDRPA8080-01
DOROS PLUS A 90×90	SDRPA9090-01

DOROS PLUS A

To be installed on floor (without legs), siphon outlet Ø 90 mm, recommended siphons TB90, TB21, TBXS, R500, R580, R583, R510, 690 P, R400 SLIM PLUS, R400W SLIM.

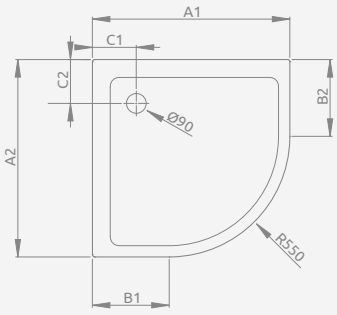

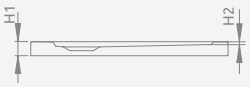

DOROS PLUS A	A1	A2	B1	B2	C1	C2	H1	H2
80×80	800	800	250	250	200	200	40	6
90×90	900	900	350	350	200	200	40	6



Model	Art. No.
ARGOS A 90×90	4AA99-01
ARGOS A 100×100	4AA1010-01

ARGOS A

To be installed on floor (without legs), siphon outlet Ø 90 mm, recommended siphon R399.

The possibility of buying legs. Details on p. 454.

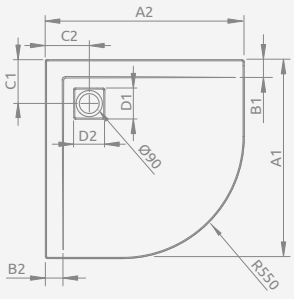

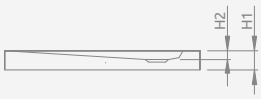

ARGOS A	A1	A2	B1	B2	C1	C2	D1	D2	H1	H2
90×90	900	900	80	80	200	200	135	135	55	20
100×100	1000	1000	80	80	200	200	135	135	55	20

Flat shower trays with poliuretan base Acrylic shower trays

Dimensions are given in mm.











DOROS A

To be installed on floor (without legs), siphon outlet Ø 90 mm, recommended siphone TB90, TB21, TBXS, 690 P, R500, R580, R583, R510, R400 SLIM PLUS, R400W SLIM.

The possibility of buying legs. Details on p. 454.

DOROS A	A1	A2	B1	B2	C1	C2	H1	H2
80×80	800	800	250	250	200	200	45	6
90×90	900	900	350	350	200	200	45	6

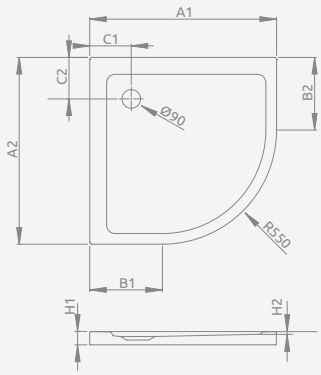

Model	Art. No.				
	White	White stone	New Cashmere stone	Anthracite stone	Black stone
DOROS A 80×80	SDRA8080-01	SDRA8080-01-04S	SDRA8080-01-84S	SDRA8080-01-64S	SDRA8080-01-54S
DOROS A 90×90	SDRA9090-01	SDRA9090-01-04S	SDRA9090-01-84S	SDRA9090-01-64S	SDRA9090-01-54S

Liquid marble shower trays

Acrylic shower trays on a polystyrene base

Dimensions are given in mm.











DOROS A Compact

Shower tray with an integrated panel, siphon outlet Ø 90 mm, installing legs included, recommended siphons TBXS, R500, R580, R583, R510, R400 SLIM PLUS, R400W SLIM.

DOROS A Compact	A1	A2	B1	B2	C1	C2	H1	H2	H3
80×80	800	800	250	250	200	200	115	6	78
90×90	900	900	350	350	200	200	115	6	78

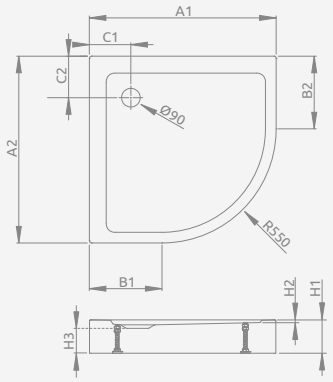

Model	Art. No.				
	White	White stone	New Cashmere stone	Anthracite stone	Black stone
DOROS A Compact 80×80	SDRA8080-05	SDRA8080-05-04S	SDRA8080-05-84S	SDRA8080-05-64S	SDRA8080-05-54S
DOROS A Compact 90×90	SDRA9090-05	SDRA9090-05-04S	SDRA9090-05-84S	SDRA9090-05-64S	SDRA9090-05-54S

Flat shower trays with poliuretan base Acrylic shower trays

Dimensions are given in mm.



Model	Art. No.
DELOS A 80×80	SDA0808-01
DELOS A 85×85	SDA8585-01
DELOS A 90×90	SDA0909-01
DELOS A 100×100	SDA1010-01

DELOS A

To be installed on floor (without legs), siphon outlet Ø 90 mm, recommended siphons TB90, TB21, TBXS, R500, R580, R583, R510, R400 SLIM PLUS, R400W SLIM, 690 P.

The possibility of buying legs.
Details on p. 454.

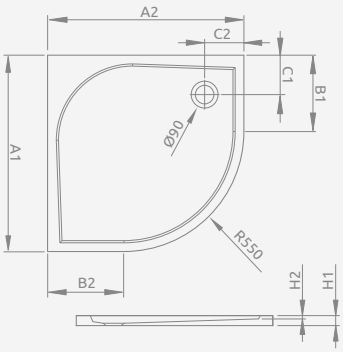

DELOS A	A1	A2	B1	B2	C1	C2	H1	H2
80×80	800	800	250	250	180	180	45	12
85×85	850	850	300	300	180	180	45	12
90×90	900	900	350	350	180	180	45	12
100×100	1000	1000	450	450	180	180	50	12



Model	Art. No.
PATMOS A 80×80	4S88155-03
PATMOS A 90×90	4S99155-03
PATMOS A 100×100	4S11155-03

PATMOS A

Shower tray with a removable panel, siphon outlet Ø 90 mm, installing frame included, recommended siphons TB21, TBXS, 690 P, TB90, R500, R510, R580, R583, R400 SLIM PLUS, R400W SLIM.

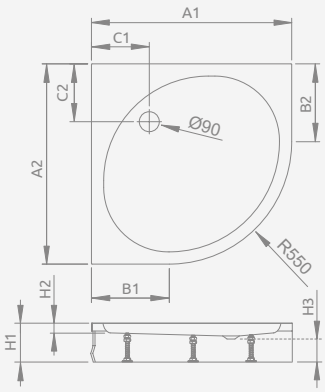

PATMOS A	A1	A2	B1	B2	C1	C2	H1	H2	H3
80×80	800	800	250	250	220	220	160	45	95
90×90	900	900	350	350	260	260	160	45	95
100×100	1000	1000	450	450	260	260	160	45	95



Model	Art. No.
PATMOS A Compact 80×80	4S88155-05
PATMOS A Compact 90×90	4S99155-05

PATMOS A Compact

Shower tray with an integrated panel, siphon outlet Ø 90 mm, installing frame included, recommended siphons TB21, TBXS, 690 P, TB90, R500, R510, R580, R583, R400 SLIM PLUS, R400W SLIM.

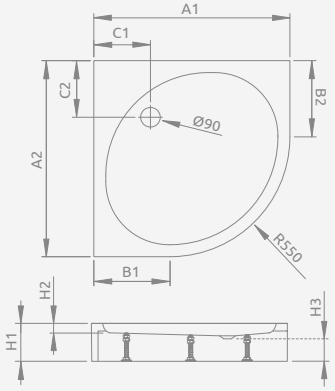

PATMOS A Compact	A1	A2	B1	B2	C1	C2	H1	H2	H3
80×80	800	800	250	250	220	220	160	45	95
90×90	900	900	350	350	260	260	160	45	95



Model	Art. No.
RODOS A Compact 80×80	4P88155-03
RODOS A Compact 90×90	4P99155-03

RODOS A Compact

Shower tray with an integrated panel, siphon outlet Ø 90 mm, installing legs included, recommended siphons TB90, TB21, TBXS, 690 P, R500, R510, R580, R583, R400 SLIM PLUS, R400W SLIM.

* Dimensions of bottom base of shower tray

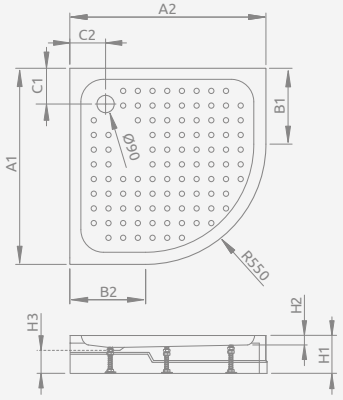

RODOS A	A1	A2	B1	B2	C1	C2	H1	H2	H3
80×80	810*	810*	250	250	165	165	165	20	80
90×90	910*	910*	350	350	210	210	165	20	80

Liquid marble shower trays

Acrylic shower trays on a polystyrene base

Dimensions are given in mm.



Model	Art. No.
LAROS A Compact 85×85	SLA8585-01

LAROS A Compact

Shower tray with an integrated panel, siphon outlet Ø 90 mm, installing legs included, recommended siphons TB90, TB21, TBXS, R500, R580, R583, R510, 690 P, R400 SLIM PLUS, R400W SLIM.

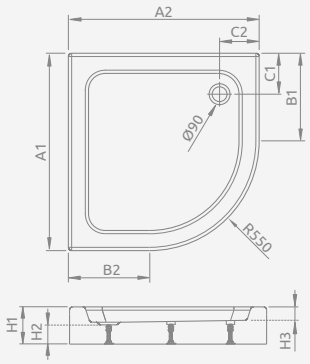

LAROS A	A1	A2	B1	B2	C1	C2	H1	H2	H3
85×85	850	850	300	300	190	190	170	90	55



Model	Art. No.
SAMOS A 80×80	4S88300-03
SAMOS A 90×90	4S99300-03

SAMOS A

Shower tray with a removable panel, siphon outlet Ø 50 mm, installing legs included, recommended siphons TB50, 578 P.

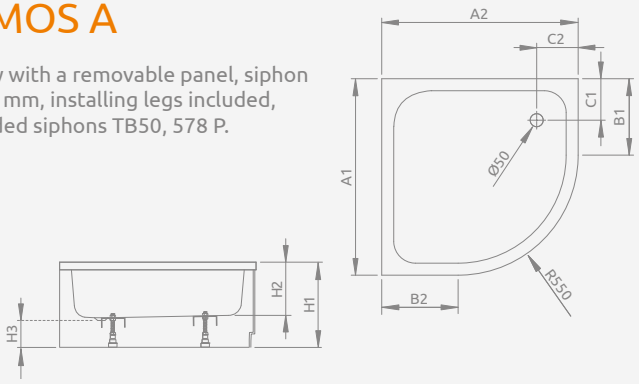

SAMOS A	A1	A2	B1	B2	C1	C2	H1	H2	H3
80×80	800	800	250	250	190	190	295	160	130
90×90	900	900	350	350	190	190	295	160	130



Model	Art. No.
INDOS A 80×80	SIA8080-01
INDOS A 90×90	SIA9090-01

INDOS A

Shower tray with a removable panel, siphon outlet Ø 50 mm, installing frame included, recommended siphons TB50, 578 P.

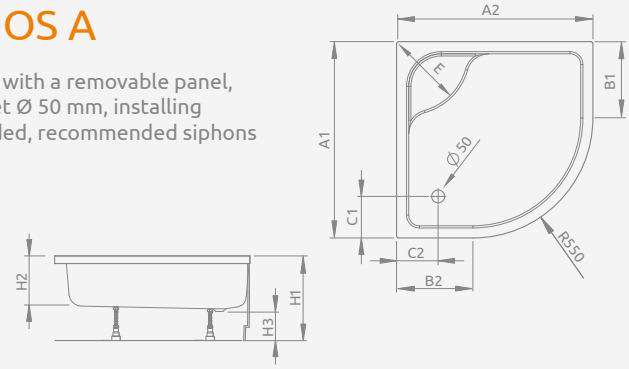

INDOS A	A1	A2	B1	B2	C1	C2	E	H1	H2	H3
80×80	800	800	250	250	220	220	335	415	265	130
90×90	900	900	350	350	220	220	430	415	265	130



Model	Art. No.
KORFU A 80×80	4S88400-03
KORFU A 90×90	4S99400-03

KORFU A

Shower tray with a removable panel, siphon outlet Ø 50 mm, installing frame included, recommended siphons B602R, R135L.

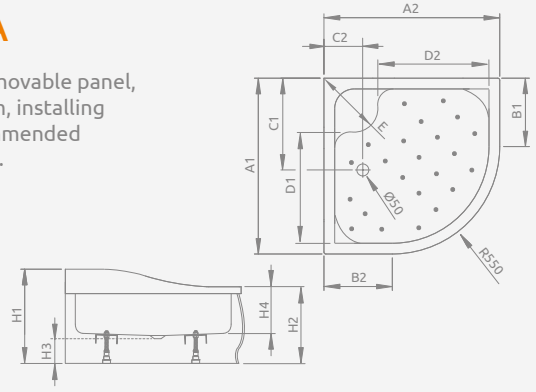

KORFU A	A1	A2	B1	B2	C1	C2	D1	D2	E	H1	H2	H3	H4
80×80	800	800	250	250	450	190	410	410	390	480	395	120	240
90×90	900	900	350	350	490	190	480	480	430	480	395	120	240

Flat shower trays with poliuretan base Acrylic shower trays

Dimensions are given in mm.

Quadrant



Model	Art. No.
SIROS A 80×80	SBA8817-1
SIROS A 90×90	SBA9917-1

SIROS A

Expanded polystyrene base **to be covered with tiles**, siphon outlet Ø 90 mm, recommended siphons TB21, TBXS, R500, R580, R583, R510, R400 SLIM PLUS, R400W SLIM.

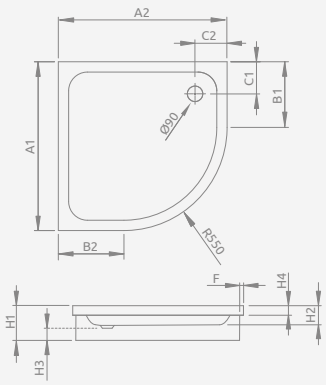

SIROS A	A1	A2	B1	B2	C1	C2	F	H1	H2	H3	H4
80×80	800	800	250	250	180	180	15	170	70	90	36
90×90	900	900	350	350	180	180	15	170	70	90	36



Model	Art. No.
SIROS A Compact 80×80	SBA8817-2
SIROS A Compact 90×90	SBA9917-2

SIROS A Compact

Integrated panel, expanded polystyrene base, siphon outlet Ø 90 mm, recommended siphons TB21, TBXS, R500, R580, R583, R510, R400 SLIM PLUS, R400W SLIM.

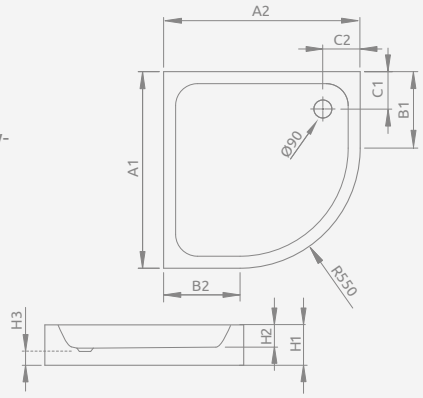

SIROS A Compact	A1	A2	B1	B2	C1	C2	H1	H2	H3
80×80	800	800	250	250	180	180	170	70	90
90×90	900	900	350	350	180	180	170	70	90



Model	Art. No.
NAXOS A 80×80	SBA8841-1
NAXOS A 90×90	SBA9941-1

NAXOS A

Styrofoam **base for covering with tiles**, siphon outlet Ø 50 mm, recommended siphons TB50, 578 P.

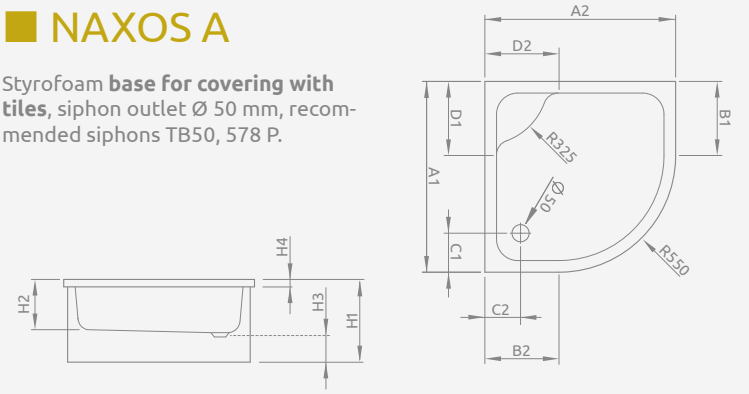

NAXOS A	A1	A2	B1	B2	C1	C2	D1	D2	H1	H2	H3	H4
80×80	800	800	250	250	210	220	380	380	410	260	130	38
90×90	900	900	350	350	210	220	380	380	410	260	130	38

Type B



Model	Art. No.
PATMOS B 90×90	4T99155-03

PATMOS B

Shower tray with a removable panel, siphon outlet Ø 90 mm, installing frame included, recommended siphons TB21, TBXS, 690 P, TB90, R500, R510, R580, R583, R400 SLIM PLUS, R400W SLIM.

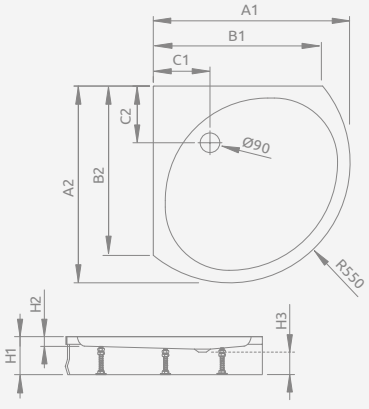

PATMOS B	A1	A2	B1	B2	C1	C2	H1	H2	H3
90 x 90	900	900	780	780	260	260	160	20	80

Liquid marble shower trays

Acrylic shower trays on a polystyrene base

Dimensions are given in mm.



Model	Art. No.
RODOS B Compact 90×90	4D99155-03

RODOS B Compact

Shower tray with an integrated panel, siphon outlet Ø 90 mm, installing legs included, recommended siphons TB90, TB21, TBXS, 690 P, TB90, R500, R510, R580, R583, R400 SLIM PLUS, R400W SLIM.

*Dimensions of bottom base of shower tray

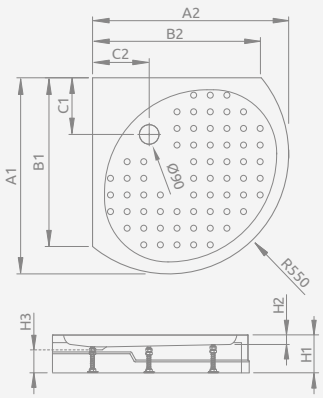

RODOS B Compact	A1	A2	B1	B2	C1	C2	H1	H2	H3
90×90	910*	910*	780	780	270	270	165	20	80



Left version



Right version

Model	Art. No.
SIROS E Compact 80×90 L	SBE8917-1L
SIROS E Compact 80×90 R	SBE9817-1R

SIROS E Compact

Integrated panel, expanded polystyrene base, siphon outlet Ø 90 mm, recommended siphons TB21, R500, R580, R583, R510, TBXS, R400 SLIM, R400W SLIM, 690 P.

Left version

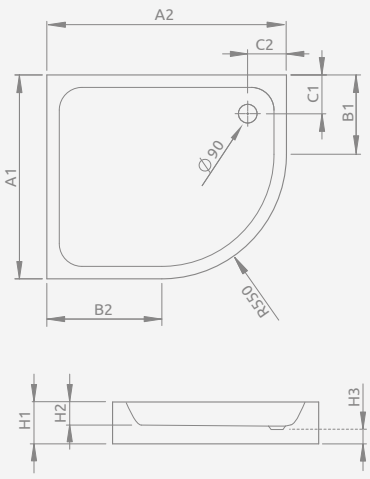

Right version

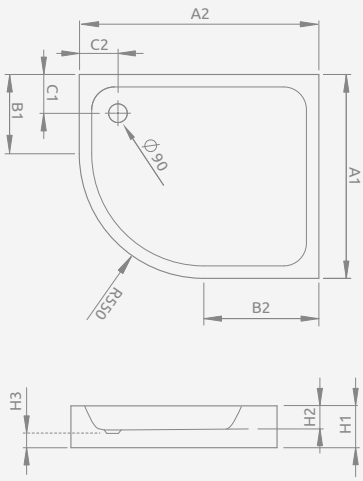

SIROS E Compact	A1	A2	B1	B2	C1	C2	H1	H2	H3
80×90	800	900	250	350	190	190	170	70	90



Flat shower trays with poliuretan base Acrylic shower trays

Dimensions are given in mm.



Left version



Right version

Model	Art. No.
TASOS PLUS E 100×80 L	STE1086-30L
TASOS PLUS E 100×80 R	STE1086-30R

TASOS PLUS E

To be installed on floor (without legs), siphon outlet Ø 90 mm, recommended siphons TB90, R500, 690 P, TB21, TBXS, R510, R580, R583, R400 SLIM PLUS, R400W SLIM.

Left version

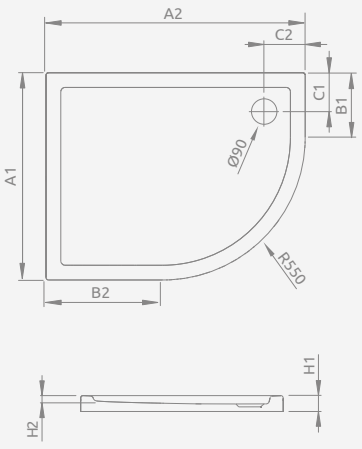

Right version

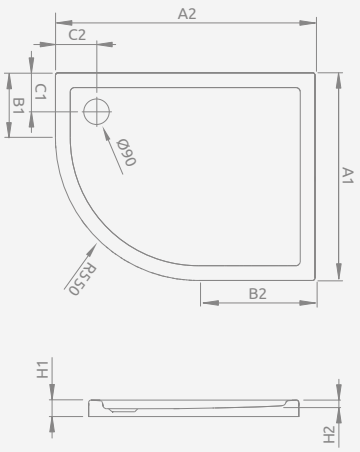

TASOS PLUS E	A1	A2	B1	B2	C1	C2	H1	H2
100×80	800	1000	250	450	150	150	50	25



Left version



Right version

Model	Art. No.
DELOS E 90×80 L	SDE9080-01L
DELOS E 90×80 R	SDE8090-01R
DELOS E 100×80 L	SDE1080-01L
DELOS E 100×80 R	SDE1080-01R
DELOS E 100×90 L	SDE1090-01L
DELOS E 100×90 R	SDE1090-01R

DELOS E

To be installed on floor (without legs), siphon outlet Ø 90 mm, recommended siphons TB90, TB21, TBXS, R500, R580, R583, R510, R400 SLIM PLUS, R400W SLIM, 690 P.

The possibility of buying legs. Details on p. 454.

Left version

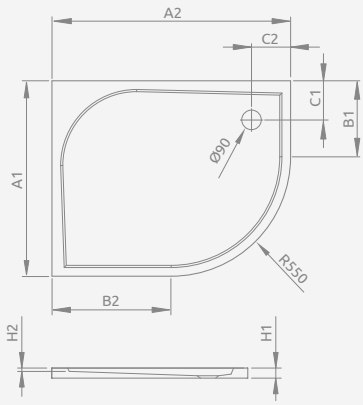

Right version

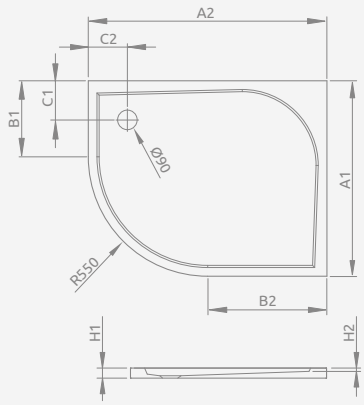

DELOS E	A1	A2	B1	B2	C1	C2	H1	H2
90×80	800	900	250	350	190	190	45	9
100×80	800	1000	250	450	190	190	45	9
100×90	900	1000	350	450	190	190	45	9



Left version



Right version

Model	Art. No.
DELOS E Compact 90×80 L	SDE9080-05L
DELOS E Compact 90×80 R	SDE9080-05R
DELOS E Compact 100×80 L	SDE1080-05L
DELOS E Compact 100×80 R	SDE1080-05R
DELOS E Compact 100×90 L	SDE1090-05L
DELOS E Compact 100×90 R	SDE1090-05R

DELOS E Compact

Shower tray with an integrated panel, siphon outlet Ø 90 mm, installing legs included, recommended siphons TBXS, R500, R580, R583, R510, R400 SLIM PLUS, R400W SLIM.

Left version

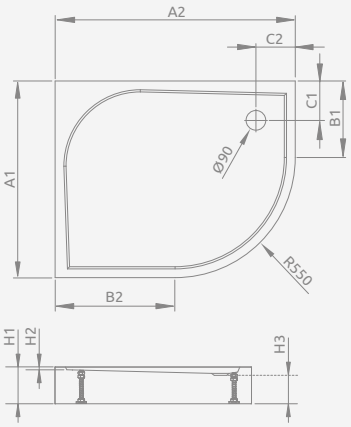

Right version

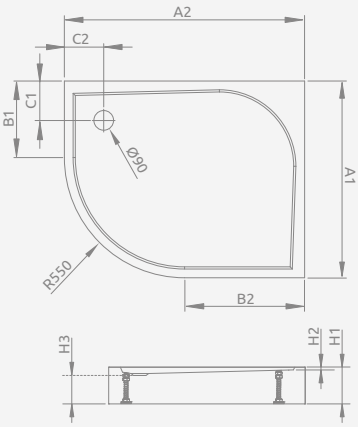

DELOS E Compact	A1	A2	B1	B2	C1	C2	H1	H2	H3
90×80	800	900	250	350	190	190	115	9	76
100×80	800	1000	250	450	190	190	115	9	76
100×90	900	1000	350	450	190	190	115	9	76



Flat shower trays with poliuretan base Acrylic shower trays

Dimensions are given in mm.



Left version



Right version

Model	Art. No.
PATMOS E 100×80 L	4P81155-03L
PATMOS E 100×80 R	4P81155-03R
PATMOS E 120×90 L	4P91217-03L
PATMOS E 120×90 R	4P91217-03R

PATMOS E

Shower tray with a removable panel, siphon outlet Ø 90 mm, installing frame included, recommended siphons TB21, TBXS, 690 P, TB90, R500, R510, R580, R583, R400 SLIM PLUS, R400W SLIM.

Left version

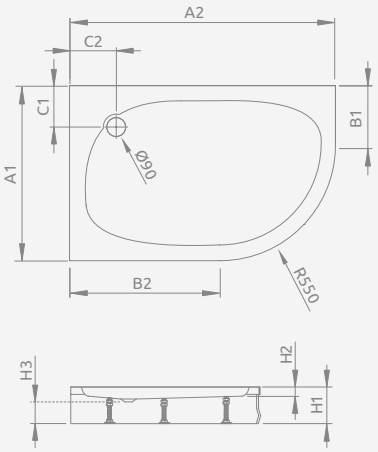

Right version

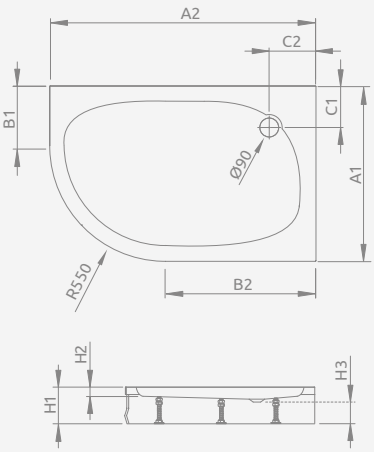

PATMOS E	A1	A2	B1	B2	C1	C2	H1	H2	H3
100×80	800	1000	250	450	260	260	160	20	80
120×90	900	1200	350	650	290	290	160	20	80



Left version



Right version

Model	Art. No.
LAROS E Compact 100×80 L	SLE81017-01L
LAROS E Compact 100×80 R	SLE81017-01R

LAROS E Compact

Shower tray with an integrated panel, siphon outlet Ø 90 mm, installing legs included, recommended siphons TB90, TB21, TBXS, R500, R580, R583, R510, 690 P, R400 SLIM PLUS, R400W SLIM.

Left version

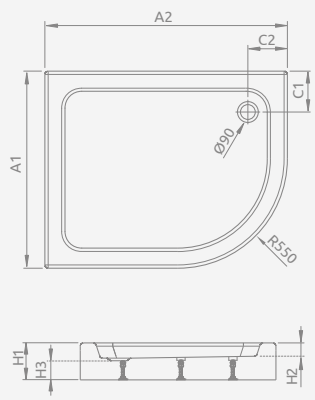

Right version

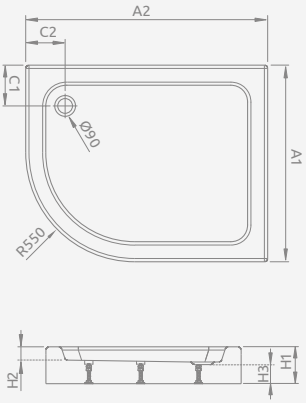

LAROS E	A1	A2	C1	C2	H1	H2	H3
100×80	800	1000	190	190	170	55	90

Liquid marble shower trays

Acrylic shower trays on a polystyrene base

Dimensions are given in mm.



Left version



Right version

Model	Art. No.
KORFU E 100×80 L	4E81400-03L
KORFU E 100×80 R	4E81400-03R
KORFU E 120×90 L	4E91240-03L
KORFU E 120×90 R	4E91240-03R

KORFU E

Shower tray with a removable panel, siphon outlet Ø 50 mm, installing frame included, recommended siphon B602R, R135L.

Left version

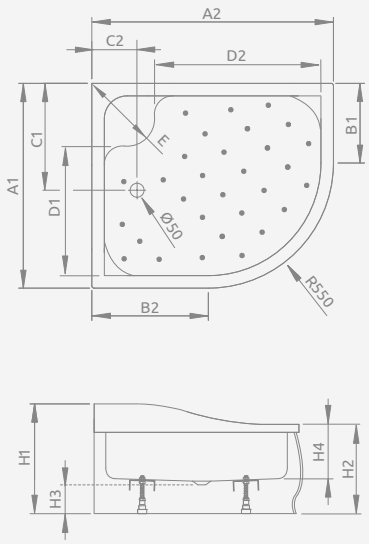

Right version

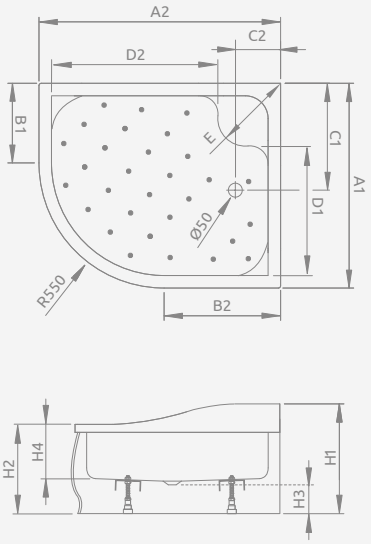

KORFU E	A1	A2	B1	B2	C1	C2	D1	D2	E	H1	H2	H3	H4
100×80	800	1000	250	450	460	180	410	615	410	485	395	130	240
120×90	900	1200	350	650	480	200	510	815	430	485	395	130	240



Model	Art. No.
DELOS P 100×90	4Z19035-03N

DELOS P

To be installed on floor (without legs), siphon outlet Ø 90 mm, recommended siphons TB90, TB21, TBXS, R500, R580, R583, R510, R400 SLIM PLUS, R400W SLIM, 690 P.

The possibility of buying legs.
Details on p. 454.

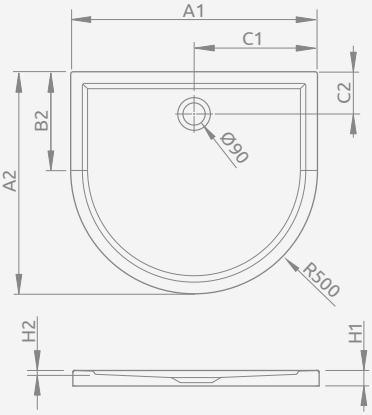

DELOS P	A1	A2	B2	C1	C2	H1	H2
100×90	1000	900	400	500	155	50	12



Model	Art. No.
DELOS P + panel 100×90	4Z19150-03N

DELOS P with front panel

Shower tray with a removable panel, siphon outlet Ø 90 mm, installing frame included, recommended siphons TB90, TB21, TBXS, R500, R580, R583, R510, 690 P, R400 SLIM PLUS, R400W SLIM.

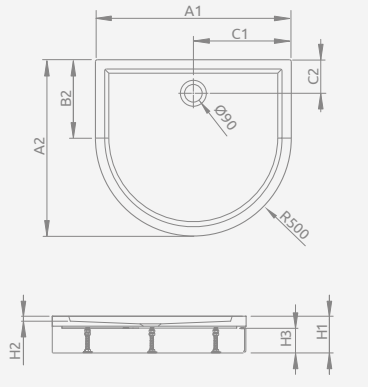

DELOS P + panel	A1	A2	B2	C1	C2	H1	H2	H3
100×90	1000	900	400	500	155	150	12	90

Flat shower trays with poliuretan base Acrylic shower trays

Dimensions are given in mm.









KYNTOS C

To be installed on floor, siphon outlet Ø 90 mm, recommended siphon HS1. The shower tray has a "B" anti-slip certificate issued by TÜV Rheinland® in accordance with the DIN 51097:1992 standard. The shower tray can be cut to the individual sizes (more details on p. 417).

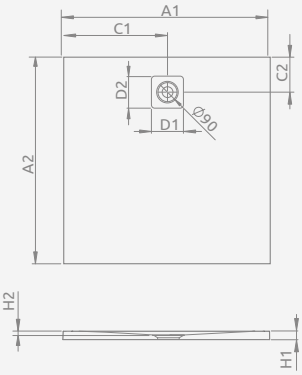

KYNTOS C	A1	A2	C1	C2	D1	D2	H1	H2
80×80	800	800	400	250	130	130	30	16
90×90	900	900	450	250	130	130	30	16
100×100	1000	1000	500	250	130	130	30	16

Please specify three article numbers when making an order: shower tray, grid in the selected colour and siphon.

Model	Art. No.			
	White	Cemento	Anthracite	Black
KYNTOS C 80×80	HKC8080-04	HKC8080-74	HKC8080-64	HKC8080-54
KYNTOS C 90×90	HKC9090-04	HKC9090-74	HKC9090-64	HKC9090-54
KYNTOS C 100×100	HKC100100-04	HKC100100-74	HKC100100-64	HKC100100-54

Steel



HKA-01

White



HKA-04

Cemento



HKA-74

Anthracite



HKA-64

Black



HKA-54

Liquid marble shower trays

Acrylic shower trays on a polystyrene base

Dimensions are given in mm.









TEOS C

To be installed on floor, siphon outlet Ø 90 mm, recommended siphon HS1. The shower tray has a "B" anti-slip certificate issued by TÜV Rheinland® in accordance with the DIN 51097:1992 standard. The shower tray can be cut to the individual sizes (more details on p. 416).

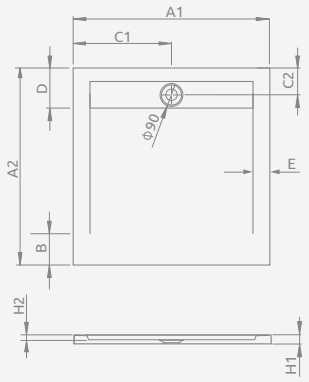

TEOS C	A1	A2	B	C1	C2	D	E	H1	H2
80×80	800	800	150	400	130	200	55	30	15
90×90	900	900	150	450	130	200	55	30	15
100×100	1000	1000	250	500	130	200	55	30	15

Model	Art. No.			
	White	Cemento	Anthracite	Black
TEOS C 80×80	HTC8080-04	HTC8080-74	HTC8080-64	HTC8080-54
TEOS C 90×90	HTC9090-04	HTC9090-74	HTC9090-64	HTC9090-54
TEOS C 100×100	HTC100100-04	HTC100100-74	HTC100100-64	HTC100100-54

Flat shower trays with poliuretan base Acrylic shower trays

Dimensions are given in mm.





Anti-slip surface.

Model	Art. No.
ZANTOS C 80×80	M3ZNC8080-06
ZANTOS C 90×90	M3ZNC9090-06

ZANTOS C

To be installed on floor (without legs), siphon outlet Ø 90 mm, recommended siphons TB90, TB21, TBXS, R500, R580, R583, R510, 690 P, R400 SLIM PLUS, R400W SLIM.

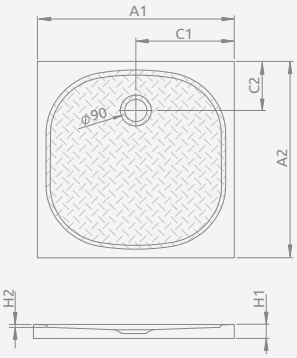

ZANTOS C	A1	A2	C1	C2	H1	H2
80×80	800	800	400	200	32	10
90×90	900	900	450	200	32	10



Model	Art. No.
GIAROS C 90×90	MKGC9090-03
GIAROS C 100×100	M3GRC1010

GIAROS C

To be installed on floor, siphon outlet Ø 50 mm, recommended siphon 5SL1.

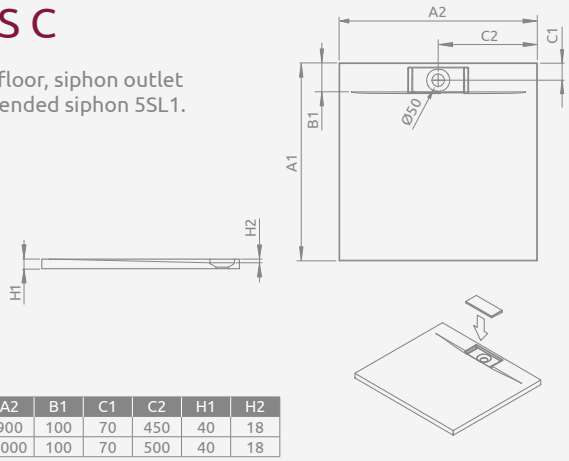

GIAROS C	A1	A2	B1	C1	C2	H1	H2
90×90	900	900	100	70	450	40	18
100×100	1000	1000	100	70	500	40	18



Model	Art. No.
SIROS C 80×80	SBC8817-1
SIROS C 90×90	SBC9917-1

SIROS C

Expanded polystyrene base **to be covered with tiles**, siphon outlet Ø 90 mm, recommended siphons TB21, R500, R580, R583, R510, TBXS, R400 SLIM PLUS, R400W SLIM.

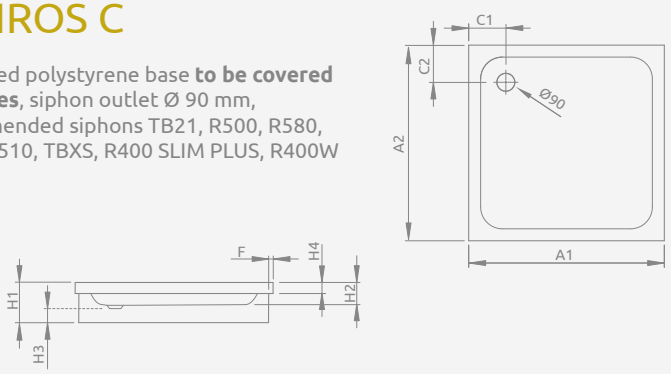

SIROS C	A1	A2	C1	C2	F	H1	H2	H3	H4
80×80	800	800	180	180	15	170	70	90	36
90×90	900	900	180	180	15	170	70	90	36



Model	Art. No.
SIROS C Compact 80×80	SBC8817-2
SIROS C Compact 90×90	SBC9917-2

SIROS C Compact

Integrated panel (on four sides), expanded polystyrene base, siphon outlet Ø 90 mm, recommended siphons TB21, R500, R580, R583, R510, TBXS, R400 SLIM PLUS.

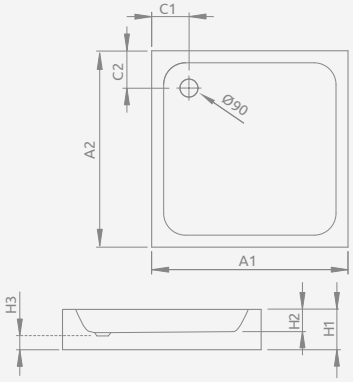

SIROS C Compact	A1	A2	C1	C2	H1	H2	H3
80×80	800	800	180	180	170	70	90
90×90	900	900	180	180	170	70	90

Liquid marble shower trays

Acrylic shower trays on a polystyrene base

Dimensions are given in mm.



Model	Art. No.
DOROS PLUS C 80×80	SDRPC8080-01
DOROS PLUS C 90×90	SDRPC9090-01
DOROS PLUS C 100×100	SDRPC1010-01

DOROS PLUS C

To be installed on floor (without legs), siphon outlet Ø 90 mm, recommended siphons TB90, TB21, TBXS, R500, R580, R583, R510, 690 P, R400 SLIM PLUS, R400W SLIM.

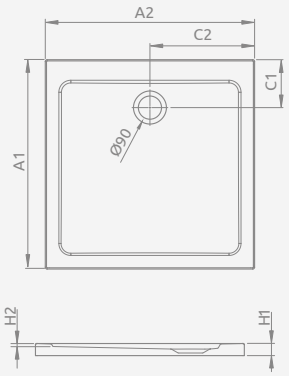

DOROS PLUS C	A1	A2	C1	C2	H1	H2
80×80	800	800	205	400	40	12
90×90	900	900	205	450	40	12
100×100	1000	1000	205	500	45	12



Model	Art. No.
DELOS C 80×80	SDC0808-01
DELOS C 90×90	SDC0909-01
DELOS C 100×100	SDC1010-01

DELOS C

To be installed on floor (without legs), siphon outlet Ø 90 mm, recommended siphons TB90, TB21, TBXS, R500, R580, R583, R510, R400 SLIM PLUS, R400W SLIM, 690 P.The possibility of buying legs. Details on p. 454.

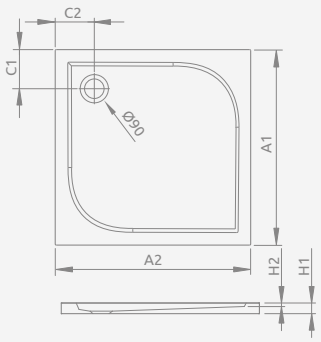

DELOS C	A1	A2	C1	C2	H1	H2
80×80	800	800	180	180	45	12
90×90	900	900	180	180	50	12
100×100	1000	1000	180	180	55	12



Model	Art. No.
DELOS C + panel 80×80	4C88170-03
DELOS C + panel 90×90	4C99170-03
DELOS C + panel 100×100	4C11170-03

DELOS C with front panel

Shower tray with a removable panel, siphon outlet Ø 90 mm, installing legs included, recommended siphons TB90, TB21, TBXS, R500, R580, R583, R510, 690 P, R400 SLIM PLUS, R400W SLIM.

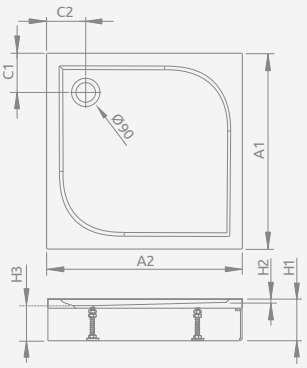

DELOS C + panel	A1	A2	C1	C2	H1	H2	H3
80×80	800	800	180	180	145	12	94
90×90	900	900	180	180	145	12	94
100×100	1000	1000	180	180	150	12	94



Model	Art. No.
RODOS C Compact 80×80	4K88155-04
RODOS C Compact 90×90	4K99155-04

RODOS C Compact

Shower tray with an integrated panel, siphon outlet Ø 90 mm, installing legs included, recommended siphons TB90, TB21, TBXS, 690 P, R500, R510, R580, R583, R400 SLIM PLUS, R400W SLIM.

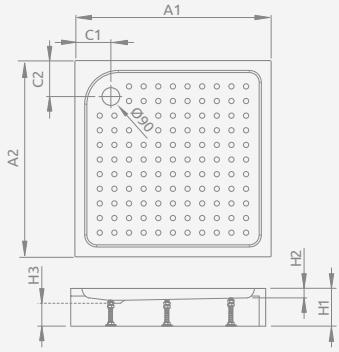

RODOS C	A1	A2	C1	C2	H1	H2	H3
80×80	800	800	165	165	165	30	90
90×90	900	900	210	210	165	30	90

Flat shower trays with poliuretan base Acrylic shower trays

Dimensions are given in mm.











DOROS C

To be installed on floor (without legs), siphon outlet Ø 90 mm, recommended siphons TB90, TB21, TBXS, 690 P, R500, R580, R583, R510, R400 SLIM PLUS, R400W SLIM.

The possibility of buying legs. Details on p. 454.

DOROS C	A1	A2	C1	C2	H1	H2
80×80	800	800	205	400	45	12
90×90	900	900	205	450	45	12
100×100	1000	1000	205	500	50	12

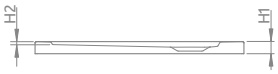

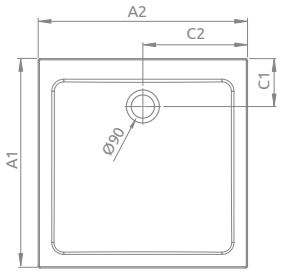

Model	Art. No.				
	White	White stone	New Cashmere stone	Anthracite stone	Black stone
DOROS C 80×80	SDRC8080-01	SDRC8080-01-04S	SDRC8080-01-84S	SDRC8080-01-64S	SDRC8080-01-54S
DOROS C 90×90	SDRC9090-01	SDRC9090-01-04S	SDRC9090-01-84S	SDRC9090-01-64S	SDRC9090-01-54S
DOROS C 100×100	SDRC1010-01	SDRC1010-01-04S	SDRC1010-01-84S	SDRC1010-01-64S	SDRC1010-01-54S

Liquid marble shower trays

Acrylic shower trays on a polystyrene base

Dimensions are given in mm.











DOROS C Compact

Shower tray with an integrated panel, siphon outlet Ø 90 mm, installing legs included, recommended siphons TBXS, R500, R580, R583, R510, R400 SLIM PLUS, R400W SLIM.

DOROS C Compact	A1	A2	C1	C2	H1	H2	H3
80×80	800	800	205	400	115	12	78
90×90	900	900	205	450	115	12	78
100×100	1000	1000	205	500	115	12	78

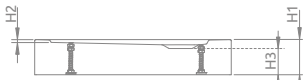

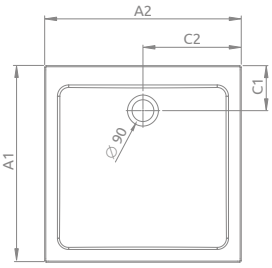

Model	Art. No.				
	White	White stone	New Cashmere stone	Anthracite stone	Black stone
DOROS C Compact 80×80	SDRC8080-05	SDRC8080-05-04S	SDRC8080-05-84S	SDRC8080-05-64S	SDRC8080-05-54S
DOROS C Compact 90×90	SDRC9090-05	SDRC9090-05-04S	SDRC9090-05-84S	SDRC9090-05-64S	SDRC9090-05-54S
DOROS C Compact 100×100	SDRC1010-05	SDRC1010-05-04S	SDRC1010-05-84S	SDRC1010-05-64S	SDRC1010-05-54S

Flat shower trays with poliuretan base Acrylic shower trays

Dimensions are given in mm.





TRAY WITH LEGS

Model	Art. No.
ARGOS C with legs 80×80	4ACN88-02
ARGOS C with legs 90×90	4ACN99-02
ARGOS C with legs 100×100	4ACN1010-02

ARGOS C with front panel

Aluminium panel with chrome or white colour finish, Ø 90 mm hole for a siphon, recommended siphon: R399. When ordering a shower tray, please select the variant of a panel.

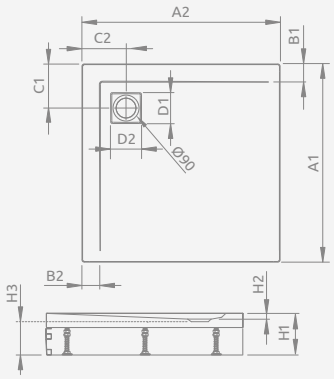

ARGOS C	A1	A2	B1	B2	C1	C2	D1	D2	H1	H2	H3
80×80	800	800	80	80	200	200	135	135	145	20	90
90×90	900	900	80	80	200	200	135	135	145	20	90
100×100	1000	1000	80	80	200	200	135	135	145	20	90

PANEL

Dimensions	Colour	Art. No.
800	Chrome	001-510074001
900		001-510084001
1000		001-510094001
800	White	001-510074004
900		001-510084004
1000		001-510094004

CORNER

Colour	Art. No.
Chrome	003-019000301
White	003-019000304

ENDING

Variant	Kolor	Art. No.
left	Chrome	003-019000101
right		003-019000201
left	White	003-019000104
right		003-019000204

ARGOS – panel variants

When ordering a shower tray, please select a variant of panel and order the following, depending on the selection:

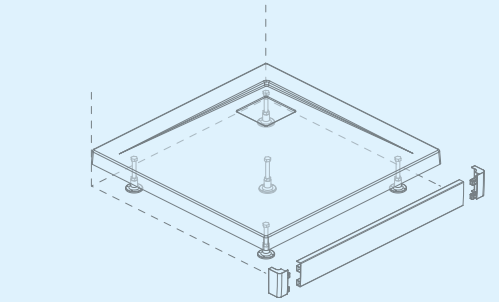

Front panel (for recess doors) – a shower tray with legs, 1 panel, 2 endings in appropriate finish colour

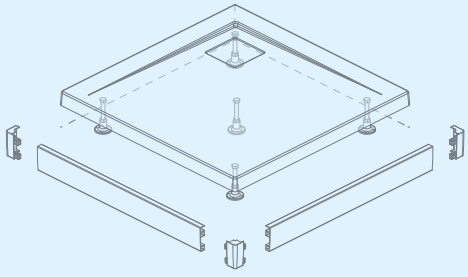

An L-shaped bilateral variant (for corner-mounted shower enclosures) – a shower tray with legs, 2 panels of the appropriate length and finish colour, 2 endings and 1 corner in the appropriate finish colour

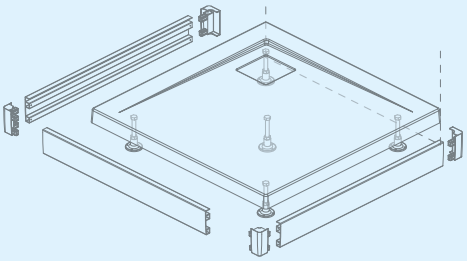

A U-shaped variant (for wall-backed shower enclosures) – a shower tray with legs, 3 panels of the appropriate length and finish colour, 2 endings and 2 corners in the appropriate finish colour

Liquid marble shower trays

Acrylic shower trays on a polystyrene base

Dimensions are given in mm.



Model	Art. No.
ARGOS C 80×80	4AC88-01
ARGOS C 90×90	4AC99-01
ARGOS C 100×100	4AC1010-01

ARGOS C

To be installed on floor (without legs), siphon outlet Ø 90 mm, recommended siphone R399.

The possibility of buying legs. Details on p. 454.

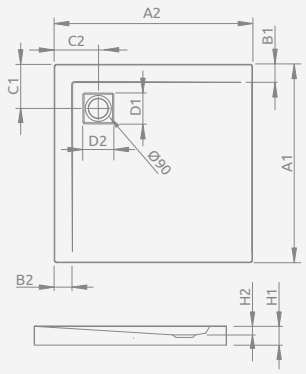

ARGOS C	A1	A2	B1	B2	C1	C2	D1	D2	H1	H2
80×80	800	800	80	80	200	200	135	135	55	20
90×90	900	900	80	80	200	200	135	135	55	20
100×100	1000	1000	80	80	200	200	135	135	55	20



Model	Art. No.
NAXOS C 80×80	SNC8841-28
NAXOS C 90×90	SNC9941-28

NAXOS C

Styrofoam base **for covering with tiles**, siphon outlet Ø 50 mm, recommended siphons TB50, 578 P.

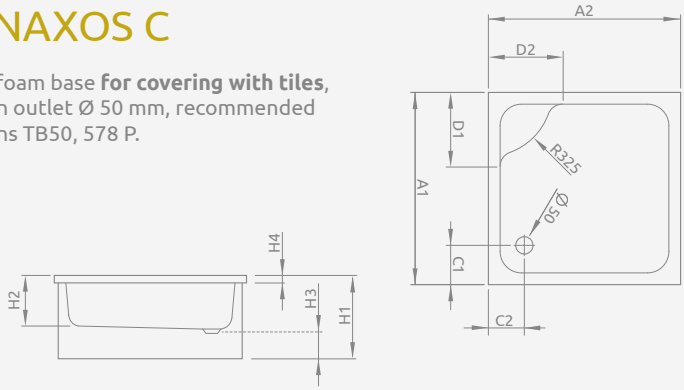

NAXOS C	A1	A2	C1	C2	D1	D2	H1	H2	H3	H4
80×80	800	800	200	200	380	380	410	260	130	38
90×90	900	900	200	200	380	380	410	260	130	38



Model	Art. No.
KORFU C 80×80	4C88400-03
KORFU C 90×90	4C99400-03

KORFU C

Shower tray with a removable panel, siphon outlet Ø 50 mm, installing frame included, recommended siphon B602R, R135L.

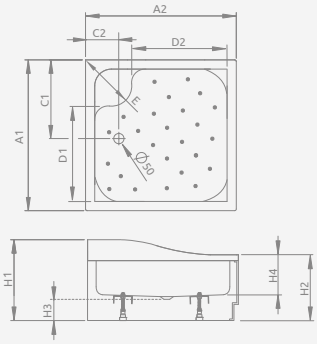

KORFU C	A1	A2	C1	C2	D1	D2	E	H1	H2	H3	H4
80×80	800	800	450	190	410	410	390	485	395	130	240
90×90	900	900	490	190	480	480	430	485	395	130	240



Model	Art. No.
GIAROS D 90×80	M3GRD9080
GIAROS D 100×80	MKGD1080-03
GIAROS D 100×90	MKGD1090-03
GIAROS D 110×80	M3GRD1180
GIAROS D 110×90	MKGD1190-03
GIAROS D 120×80	MKGD1280-03
GIAROS D 120×90	MKGD1290-03
GIAROS D 120×100	M3GRD1210
GIAROS D 140×90	MKGD1490-03

GIAROS D

To be installed on floor, siphon outlet Ø 50 mm, recommended siphon 5SL1.

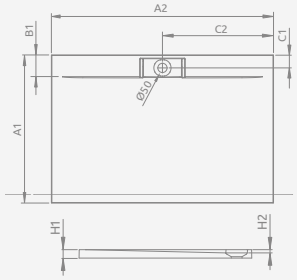

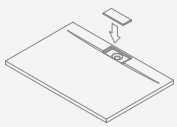

GIAROS D	A1	A2	B1	C1	C2	H1	H2
90×80	800	900	100	70	450	40	18
100×80	800	1000	100	70	500	40	18
100×90	900	1000	100	70	500	40	18
110×80	800	1100	100	70	550	40	18
110×90	900	1100	100	70	550	40	18
120×80	800	1200	100	70	600	40	18
120×90	900	1200	100	70	600	40	18
120×100	1000	1200	100	70	600	40	18
140×90	900	1400	100	70	700	40	18

Flat shower trays with poliuretan base Acrylic shower trays

Dimensions are given in mm.



DOROS PLUS D

To be installed on floor (without legs), siphon outlet Ø 90 mm, recommended siphons TB90, TB21, TBXS, R500, R580, R583, R510, 690 P, R400 SLIM PLUS, R400W SLIM.

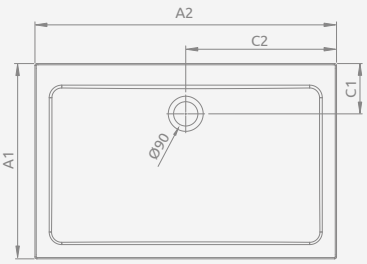

Model	Art. No.
DOROS PLUS D 90×80	SDRPD9080-01
DOROS PLUS D 100×80	SDRPD1080-01
DOROS PLUS D 100×90	SDRPD1090-01
DOROS PLUS D 110×80	SDRPD1180-01
DOROS PLUS D 110×90	SDRPD1190-01
DOROS PLUS D 120×80	SDRPD1280-01
DOROS PLUS D 120×90	SDRPD1290-01
DOROS PLUS D 120×100	SDRPD1210-01
DOROS PLUS D 130×90	SDRPD1390-01

DOROS PLUS D	A1	A2	C1	C2	H1	H2
90×80	800	900	205	450	40	12
100×80	800	1000	205	500	40	12
100×90	900	1000	205	500	40	12
110×80	800	1100	205	550	40	12
110×90	900	1100	205	550	40	12
120×80	800	1200	205	600	40	12
120×90	900	1200	205	600	40	12
120×100	1000	1200	205	600	45	12
130×90	900	1300	205	650	45	12





ARGOS D

To be installed on floor (without legs), siphon outlet Ø 90 mm, recommended siphon R399.

The possibility of buying legs. Details on p. 454.

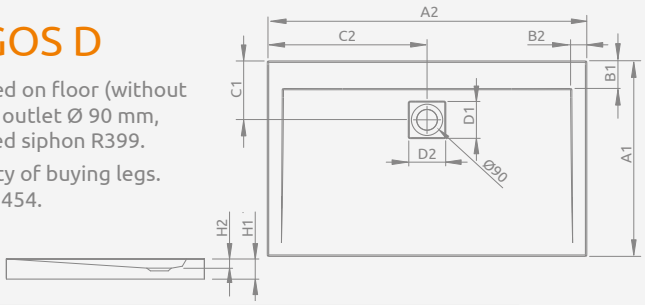

Model	Art. No.
ARGOS D 90×80	4AD89-01
ARGOS D 100×80	4AD810-01
ARGOS D 100×90	4AD910-01
ARGOS D 110×90	4AD911-01
ARGOS D 120×80	4AD812-01
ARGOS D 120×90	4AD912-01
ARGOS D 140×90	4AD914-01
ARGOS D 150×90	4AD915-01
ARGOS D 160×90	4AD916-01

ARGOS D	A1	A2	B1	B2	C1	C2	D1	D2	H1	H2
90×80	800	900	100	50	220	450	135	135	55	20
100×80	800	1000	100	50	220	500	135	135	55	20
100×90	900	1000	100	50	220	500	135	135	55	20
110×90	900	1100	100	50	220	550	135	135	55	20
120×80	800	1200	100	55	220	600	135	135	55	20
120×90	900	1200	100	55	220	600	135	135	55	20
140×90	900	1400	100	55	220	700	135	135	55	20
150×90	900	1500	100	60	220	750	135	135	55	25
160×90	900	1600	100	60	220	800	135	135	55	25





ARGOS D with front panel

Aluminium panel with chrome or white colour finish, a Ø 90mm hole for a siphon, recommended siphon: R399. When ordering a shower tray, please select the variant of a panel.

* panel variants: page 436

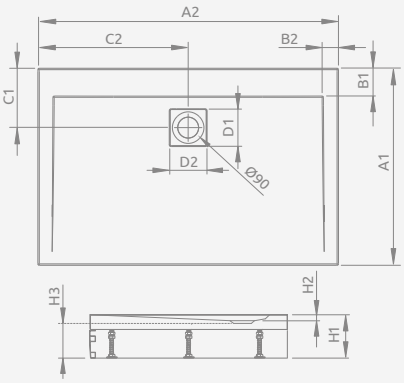

ARGOS D	A1	A2	B1	B2	C1	C2	D1	D2	H1	H2	H3
90×80	800	900	100	50	220	450	135	135	145	20	90
100×80	800	1000	100	50	220	500	135	135	145	20	90
100×90	900	1000	100	50	220	500	135	135	145	20	90
110×90	900	1100	100	50	220	550	135	135	145	20	90
120×80	800	1200	100	55	220	600	135	135	145	20	90
120×90	900	1200	100	55	220	600	135	135	145	20	90
140×90	900	1400	100	55	220	700	135	135	145	20	90
150×90	900	1500	100	60	220	750	135	135	145	25	90
160×90	900	1600	100	60	220	800	135	135	145	25	90

TRAY WITH LEGS

Model	Art. No.
ARGOS D with legs 90×80	4ADN89-02
ARGOS D with legs 100×80	4ADN810-02
ARGOS D with legs 100×90	4ADN910-02
ARGOS D with legs 110×90	4ADN911-02
ARGOS D with legs 120×80	4ADN812-02
ARGOS D with legs 120×90	4ADN912-02
ARGOS D with legs 140×90	4ADN914-02
ARGOS D with legs 150×90	4ADN915-02
ARGOS D with legs 160×90	4ADN916-02

PANEL

Dimensions	Colour	Art. No.
800	Chrome	001-510074001
900		001-510084001
1000		001-510094001
1100		001-510104001
1200		001-510114001
1400		001-510134001
1500		001-510144001
1600		001-510154001
800	White	001-510074004
900		001-510084004
1000		001-510094004
1100		001-510104004
1200		001-510114004
1400		001-510134004
1500		001-510144004
1600		001-510154004

ENDING

Variant	Colour	Art. No.
left	Chrome	003-019000101
right		003-019000201
left	White	003-019000104
right		003-019000204

CORNER

Colour	Art. No.
Chrome	003-019000301
White	003-019000304



Model	Art. No.
DELOS D 80×75	4D87545-03
DELOS D 90×75	4D97545-03
DELOS D 100×75	4D17555-03

DELOS D

To be installed on floor (without legs), siphon outlet Ø 90 mm, recommended siphons TB90, TB21, TBXS, R500, R580, R510, 690 P, R400 SLIM, R400W SLIM.

The possibility of buying legs.
Details on p. 454.

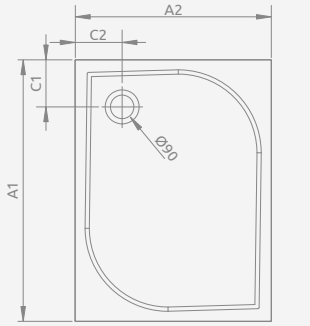

DELOS D	A1	A2	C1	C2	H1	H2
80×75	800	750	180	180	45	12
90×75	900	750	180	180	45	12
100×75	1000	750	180	180	50	12





Model	Art. No.
DELOS D + panel 80×75	4D87514-03L
DELOS D + panel 80×75	4D87514-03R
DELOS D + panel 90×75	4D97514-03L
DELOS D + panel 90×75	4D97514-03R
DELOS D + panel 100×75	4D17515-03L
DELOS D + panel 100×75	4D17515-03R

DELOS D with front panel

Shower tray with a removable panel, siphon outlet Ø 90 mm, installing legs included, recommended siphons TB90, TB21, TBXS, R500, R580, R583, R510, 690 P, R400 SLIM PLUS, R400W SLIM. Picture shows right version of the panel. Shower tray is always the same.

Left version

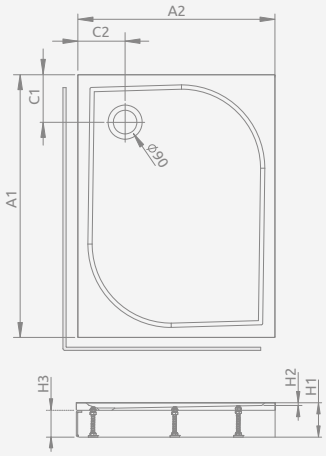

Right version

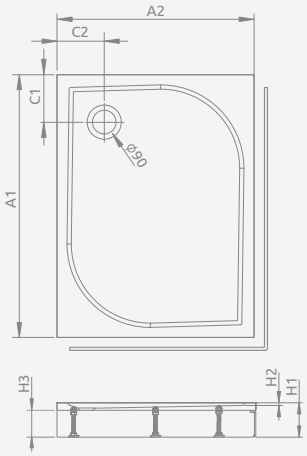

DELOS D + panel	A1	A2	C1	C2	H1	H2	H3
80×75	800	750	180	180	145	12	94
90×75	900	750	180	180	145	12	94
100×75	1000	750	180	180	150	12	94



Model	Art. No.
LAROS D Compact 90×80	SLD8917-01
LAROS D Compact 100×80	SLD81017-01
LAROS D Compact 100×90	SLD91017-01
LAROS D Compact 120×80	SLD81217-01
LAROS D Compact 120×90	SLD91217-01

LAROS D Compact

Shower tray with an integrated panel (on four sides), siphon outlet Ø 90 mm, installing legs included, recommended siphons TB90, TB21, TBXS, R500 , R580, R583, R510, 690 P, R400 SLIM PLUS, R400W SLIM.

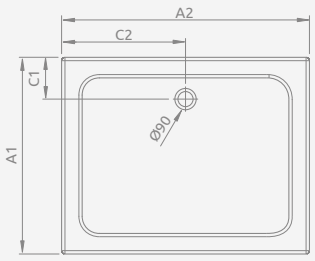

LAROS D	A1	A2	C1	C2	H1	H2	H3
90×80	800	900	190	450	170	55	90
100×80	800	1000	190	500	170	55	90
120×80	800	1200	190	500	170	55	90
100×90	900	1000	190	600	170	55	90
120×90	900	1200	190	600	170	55	90

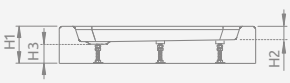

Flat shower trays with poliuretan base Acrylic shower trays

Dimensions are given in mm.











DOROS D

Shower tray with an integrated panel, siphon outlet Ø 90 mm, installing legs included, recommended siphons TB90, TB21, TBXS, 690 P, R500, R580, R583, R510, R400 SLIM PLUS, R400W SLIM.

The possibility of buying legs. Details on p. 454.

DOROS D	A1	A2	C1	C2	H1	H2
90×80	800	900	205	450	50	12
100×80	800	1000	205	500	50	12
100×90	900	1000	205	500	50	12
110×80	800	1100	205	550	50	12
110×90	900	1100	205	550	50	12
120×80	800	1200	205	600	50	12
120×90	900	1200	205	600	50	12
120×100	1000	1200	205	600	50	12
130×90	900	1300	205	650	50	12

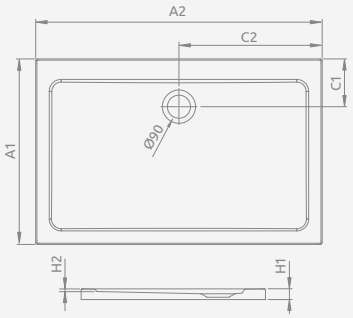

Model	Art. No.				
	White	White stone	New Cashmere stone	Anthracite stone	Black stone
DOROS D 90×80	SDRD9080-01	SDRD9080-01-04S	SDRD9080-01-84S	SDRD9080-01-64S	SDRD9080-01-54S
DOROS D 100×80	SDRD1080-01	SDRD1080-01-04S	SDRD1080-01-84S	SDRD1080-01-64S	SDRD1080-01-54S
DOROS D 100×90	SDRD1090-01	SDRD1090-01-04S	SDRD1090-01-84S	SDRD1090-01-64S	SDRD1090-01-54S
DOROS D 110×80	SDRD1180-01	SDRD1180-01-04S	SDRD1180-01-84S	SDRD1180-01-64S	SDRD1180-01-54S
DOROS D 110×90	SDRD1190-01	SDRD1190-01-04S	SDRD1190-01-84S	SDRD1190-01-64S	SDRD1190-01-54S
DOROS D 120×80	SDRD1280-01	SDRD1280-01-04S	SDRD1280-01-84S	SDRD1280-01-64S	SDRD1280-01-54S
DOROS D 120×90	SDRD1290-01	SDRD1290-01-04S	SDRD1290-01-84S	SDRD1290-01-64S	SDRD1290-01-54S
DOROS D 120×100	SDRD1210-01	SDRD1210-01-04S	SDRD1210-01-84S	SDRD1210-01-64S	SDRD1210-01-54S
DOROS D 130×90	SDRD1390-01	SDRD1390-01-04S	SDRD1390-01-84S	SDRD1390-01-64S	SDRD1390-01-54S

Liquid marble shower trays

Acrylic shower trays on a polystyrene base

Dimensions are given in mm.











DOROS D Compact

Shower tray with an integrated panel, siphon outlet Ø 90 mm, installing legs included, recommended siphons TBXS, R500, R580, R583, R510, R400 SLIM PLUS, R400W SLIM.

DOROS D Compact	A1	A2	C1	C2	H1	H2	H3
90×80	800	900	205	450	115	12	78
100×80	800	1000	205	500	115	12	78
100×90	900	1000	205	500	115	12	78
110×80	800	1100	205	550	115	12	78
110×90	900	1100	205	550	115	12	78
120×80	800	1200	205	600	115	12	78
120×90	900	1200	205	600	115	12	78
120×100	1000	1200	205	600	115	12	78
130×90	900	1300	205	650	115	12	78

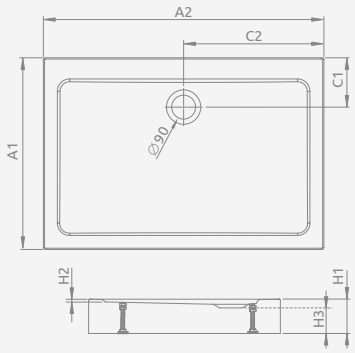

Model	Art. No.				
	White	White stone	New Cashmere stone	Anthracite stone	Black stone
DOROS D Compact 90×80	SDRD9080-05	SDRD9080-05-04S	SDRD9080-05-84S	SDRD9080-05-64S	SDRD9080-05-54S
DOROS D Compact 100×80	SDRD1080-05	SDRD1080-05-04S	SDRD1080-05-84S	SDRD1080-05-64S	SDRD1080-05-54S
DOROS D Compact 100×90	SDRD1090-05	SDRD1090-05-04S	SDRD1090-05-84S	SDRD1090-05-64S	SDRD1090-05-54S
DOROS D Compact 110×80	SDRD1180-05	SDRD1180-05-04S	SDRD1180-05-84S	SDRD1180-05-64S	SDRD1180-05-54S
DOROS D Compact 110×90	SDRD1190-05	SDRD1190-05-04S	SDRD1190-05-84S	SDRD1190-05-64S	SDRD1190-05-54S
DOROS D Compact 120×80	SDRD1280-05	SDRD1280-05-04S	SDRD1280-05-84S	SDRD1280-05-64S	SDRD1280-05-54S
DOROS D Compact 120×90	SDRD1290-05	SDRD1290-05-04S	SDRD1290-05-84S	SDRD1290-05-64S	SDRD1290-05-54S
DOROS D Compact 120×100	SDRD1210-05	SDRD1210-05-04S	SDRD1210-05-84S	SDRD1210-05-64S	SDRD1210-05-54S
DOROS D Compact 130×90	SDRD1390-05	SDRD1390-05-04S	SDRD1390-05-84S	SDRD1390-05-64S	SDRD1390-05-54S

Flat shower trays with poliuretan base Acrylic shower trays

Dimensions are given in mm.









KYNTOS F

To be installed on floor, siphon outlet Ø 90 mm, recommended siphon HS1. The shower tray has a "B" anti-slip certificate issued by TÜV Rheinland® in accordance with the DIN 51097:1992 standard. The shower tray can be cut to the individual sizes (more details on p. 417).

KYNTOS F	A1	A2	C1	C2	D1	D2	H1	H2
90×80	800	900	400	250	130	130	30	16
100×70	700	1000	350	250	130	130	30	16
100×80	800	1000	400	250	130	130	30	16
100×90	900	1000	450	250	130	130	30	16
110×80	800	1100	400	250	130	130	30	16
110×90	900	1100	450	250	130	130	30	16
120×70	700	1200	350	250	130	130	30	16
120×80	800	1200	400	250	130	130	30	16
120×90	900	1200	450	250	130	130	30	16
120×100	1000	1200	500	250	130	130	30	16
130×80	800	1300	400	350	130	130	30	16
130×90	900	1300	450	350	130	130	30	16
140×70	700	1400	350	350	130	130	30	16
140×80	800	1400	400	350	130	130	30	16
140×90	900	1400	450	350	130	130	30	16
140×100	1000	1400	500	350	130	130	30	16
150×80	800	1500	400	350	130	130	30	16
150×90	900	1500	450	350	130	130	30	16
160×70	700	1600	350	450	130	130	30	16
160×80	800	1600	400	450	130	130	30	16
160×90	900	1600	450	450	130	130	30	16
160×100	1000	1600	500	450	130	130	30	16
180×70	700	1800	350	450	130	130	30	16
180×80	800	1800	400	450	130	130	30	16
180×90	900	1800	450	450	130	130	30	16
180×100	1000	1800	500	450	130	130	30	16
210×70	700	2100	350	620	130	130	30	16
210×80	800	2100	400	620	130	130	30	16
210×90	900	2100	450	620	130	130	30	16
210×100	1000	2100	500	620	130	130	30	16

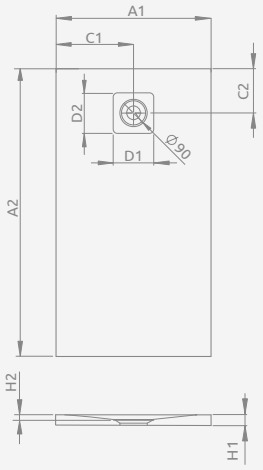

Model	Art. No.			
	White	Cemento	Anthracite	Black
KYNTOS F 90×80	HKF9080-04	HKF9080-74	HKF9080-64	HKF9080-54
KYNTOS F 100×70	HKF10070-04	HKF10070-74	HKF10070-64	HKF10070-54
KYNTOS F 100×80	HKF10080-04	HKF10080-74	HKF10080-64	HKF10080-54
KYNTOS F 100×90	HKF10090-04	HKF10090-74	HKF10090-64	HKF10090-54
KYNTOS F 110×80	HKF11080-04	HKF11080-74	HKF11080-64	HKF11080-54
KYNTOS F 110×90	HKF11090-04	HKF11090-74	HKF11090-64	HKF11090-54
KYNTOS F 120×70	HKF12070-04	HKF12070-74	HKF12070-64	HKF12070-54
KYNTOS F 120×80	HKF12080-04	HKF12080-74	HKF12080-64	HKF12080-54
KYNTOS F 120×90	HKF12090-04	HKF12090-74	HKF12090-64	HKF12090-54
KYNTOS F 120×100	HKF120100-04	HKF120100-74	HKF120100-64	HKF120100-54
KYNTOS F 130×80	HKF13080-04	HKF13080-74	HKF13080-64	HKF13080-54
KYNTOS F 130×90	HKF13090-04	HKF13090-74	HKF13090-64	HKF13090-54
KYNTOS F 140×70	HKF14070-04	HKF14070-74	HKF14070-64	HKF14070-54
KYNTOS F 140×80	HKF14080-04	HKF14080-74	HKF14080-64	HKF14080-54
KYNTOS F 140×90	HKF14090-04	HKF14090-74	HKF14090-64	HKF14090-54
KYNTOS F 140×100	HKF140100-04	HKF140100-74	HKF140100-64	HKF140100-54
KYNTOS F 150×80	HKF15080-04	HKF15080-74	HKF15080-64	HKF15080-54
KYNTOS F 150×90	HKF15090-04	HKF15090-74	HKF15090-64	HKF15090-54
KYNTOS F 160×70	HKF16070-04	HKF16070-74	HKF16070-64	HKF16070-54
KYNTOS F 160×80	HKF16080-04	HKF16080-74	HKF16080-64	HKF16080-54
KYNTOS F 160×90	HKF16090-04	HKF16090-74	HKF16090-64	HKF16090-54
KYNTOS F 160×100	HKF160100-04	HKF160100-74	HKF160100-64	HKF160100-54
KYNTOS F 180×70	HKF18070-04	HKF18070-74	HKF18070-64	HKF18070-54
KYNTOS F 180×80	HKF18080-04	HKF18080-74	HKF18080-64	HKF18080-54
KYNTOS F 180×90	HKF18090-04	HKF18090-74	HKF18090-64	HKF18090-54
KYNTOS F 180×100	HKF180100-04	HKF180100-74	HKF180100-64	HKF180100-54
KYNTOS F 210×70	HKF21070-04	HKF21070-74	HKF21070-64	HKF21070-54
KYNTOS F 210×80	HKF21080-04	HKF21080-74	HKF21080-64	HKF21080-54
KYNTOS F 210×90	HKF21090-04	HKF21090-74	HKF21090-64	HKF21090-54
KYNTOS F 210×100	HKF210100-04	HKF210100-74	HKF210100-64	HKF210100-54

Please specify three article numbers when making an order: shower tray, grid in the selected colour and siphon.

Steel



HKA-01

White



HKA-04

Cemento



HKA-74

Anthracite



HKA-64

Black



HKA-54

Liquid marble shower trays

Acrylic shower trays on a polystyrene base

Dimensions are given in mm.









TEOS F

To be installed on floor, siphon outlet Ø 90 mm, recommended siphon HS1. The shower tray has a "B" anti-slip certificate issued by TÜV Rheinland® in accordance with the DIN 51097:1992 standard. The shower tray can be cut to the individual sizes (more details on p. 416).

TEOS F	A1	A2	B	C1	C2	D	E	H1	H2
90×80	800	900	150	400	130	200	55	30	15
100×70	700	1000	250	350	130	200	55	30	15
100×80	800	1000	250	400	130	200	55	30	15
100×90	900	1000	250	450	130	200	55	30	15
110×80	800	1100	150	400	130	200	55	30	15
110×90	900	1100	150	450	130	200	55	30	15
120×70	700	1200	250	350	130	200	55	30	15
120×80	800	1200	250	400	130	200	55	30	15
120×90	900	1200	250	450	130	200	55	30	15
120×100	1000	1200	250	500	130	200	55	30	15
130×80	800	1300	150	400	130	200	55	30	15
130×90	900	1300	150	450	130	200	55	30	15
140×70	700	1400	250	350	130	200	55	30	15
140×80	800	1400	250	400	130	200	55	30	15
140×90	900	1400	250	450	130	200	55	30	15
140×100	1000	1400	250	500	130	200	55	30	15
150×80	800	1500	150	400	130	200	55	30	15
150×90	900	1500	150	450	130	200	55	30	15
160×70	700	1600	250	350	130	200	55	30	15
160×80	800	1600	250	400	130	200	55	30	15
160×90	900	1600	250	450	130	200	55	30	15
160×100	1000	1600	250	500	130	200	55	30	15
180×70	700	1800	250	350	130	200	55	35	20
180×80	800	1800	250	400	130	200	55	35	20
180×90	900	1800	250	450	130	200	55	35	20
180×100	1000	1800	250	500	130	200	55	35	20
210×70	700	2100	350	350	130	200	55	35	20
210×80	800	2100	350	400	130	200	55	35	20
210×90	900	2100	350	450	130	200	55	35	20
210×100	1000	2100	350	500	130	200	55	35	20

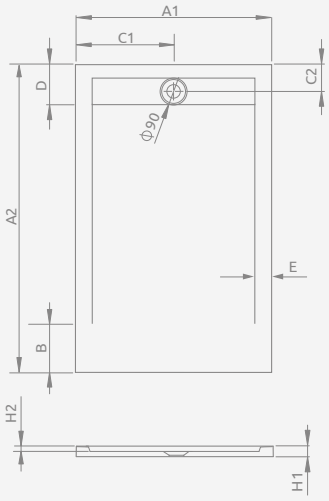

Model	Art. No.			
	White	Cemento	Anthracite	Black
TEOS F 90×80	HTF9080-04	HTF9080-74	HTF9080-64	HTF9080-54
TEOS F 100×70	HTF10070-04	HTF10070-74	HTF10070-64	HTF10070-54
TEOS F 100×80	HTF10080-04	HTF10080-74	HTF10080-64	HTF10080-54
TEOS F 100×90	HTF10090-04	HTF10090-74	HTF10090-64	HTF10090-54
TEOS F 110×80	HTF11080-04	HTF11080-74	HTF11080-64	HTF11080-54
TEOS F 110×90	HTF11090-04	HTF11090-74	HTF11090-64	HTF11090-54
TEOS F 120×70	HTF12070-04	HTF12070-74	HTF12070-64	HTF12070-54
TEOS F 120×80	HTF12080-04	HTF12080-74	HTF12080-64	HTF12080-54
TEOS F 120×90	HTF12090-04	HTF12090-74	HTF12090-64	HTF12090-54
TEOS F 120×100	HTF120100-04	HTF120100-74	HTF120100-64	HTF120100-54
TEOS F 130×80	HTF13080-04	HTF13080-74	HTF13080-64	HTF13080-54
TEOS F 130×90	HTF13090-04	HTF13090-74	HTF13090-64	HTF13090-54
TEOS F 140×70	HTF14070-04	HTF14070-74	HTF14070-64	HTF14070-54
TEOS F 140×80	HTF14080-04	HTF14080-74	HTF14080-64	HTF14080-54
TEOS F 140×90	HTF14090-04	HTF14090-74	HTF14090-64	HTF14090-54
TEOS F 140×100	HTF140100-04	HTF140100-74	HTF140100-64	HTF140100-54
TEOS F 150×80	HTF15080-04	HTF15080-74	HTF15080-64	HTF15080-54
TEOS F 150×90	HTF15090-04	HTF15090-74	HTF15090-64	HTF15090-54
TEOS F 160×70	HTF16070-04	HTF16070-74	HTF16070-64	HTF16070-54
TEOS F 160×80	HTF16080-04	HTF16080-74	HTF16080-64	HTF16080-54
TEOS F 160×90	HTF16090-04	HTF16090-74	HTF16090-64	HTF16090-54
TEOS F 160×100	HTF160100-04	HTF160100-74	HTF160100-64	HTF160100-54
TEOS F 180×70	HTF18070-04	HTF18070-74	HTF18070-64	HTF18070-54
TEOS F 180×80	HTF18080-04	HTF18080-74	HTF18080-64	HTF18080-54
TEOS F 180×90	HTF18090-04	HTF18090-74	HTF18090-64	HTF18090-54
TEOS F 180×100	HTF180100-04	HTF180100-74	HTF180100-64	HTF180100-54
TEOS F 210×70	HTF21070-04	HTF21070-74	HTF21070-64	HTF21070-54
TEOS F 210×80	HTF21080-04	HTF21080-74	HTF21080-64	HTF21080-54
TEOS F 210×90	HTF21090-04	HTF21090-74	HTF21090-64	HTF21090-54
TEOS F 210×100	HTF210100-04	HTF210100-74	HTF210100-64	HTF210100-54

Flat shower trays with poliuretan base Acrylic shower trays

Dimensions are given in mm.



Anti-slip surface.

Model	Art. No.
ZANTOS F 100×80	M3ZNF1080-06
ZANTOS F 100×90	M3ZNF1090-06
ZANTOS F 120×80	M3ZNF1280-06
ZANTOS F 120×90	M3ZNF1290-06

ZANTOS F

To be installed on floor, siphon outlet Ø 90 mm, recommended siphons TB90, TB21, TBXS, R500, R580, R583, R510, 690 P, R400 SLIM PLUS, R400W SLIM.

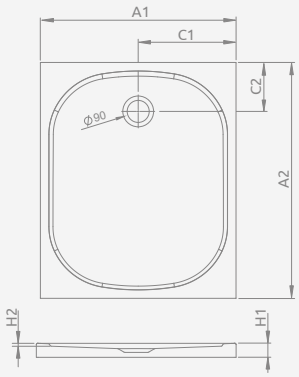

ZANTOS F	A1	A2	C1	C2	H1	H2
100×80	800	1000	400	200	32	10
100×90	900	1000	450	200	32	10
120×80	800	1200	400	200	32	10
120×90	900	1200	450	200	32	10



Model	Art. No.
DOROS PLUS F 90×70	SDRFP9070-01
DOROS PLUS F 100×70	SDRFP1070-01
DOROS PLUS F 100×80	SDRFP1080-01
DOROS PLUS F 120×70	SDRFP1270-01
DOROS PLUS F 120×80	SDRFP1280-01
DOROS PLUS F 120×90	SDRFP1290-01
DOROS PLUS F 140×80	SDRFP1480-01

DOROS PLUS F

To be installed on floor (without legs), siphon outlet Ø 90 mm, recommended siphons TB90, TB21, TBXS, R500, R580, R583, R510, 690 P, R400 SLIM PLUS, R400W SLIM.

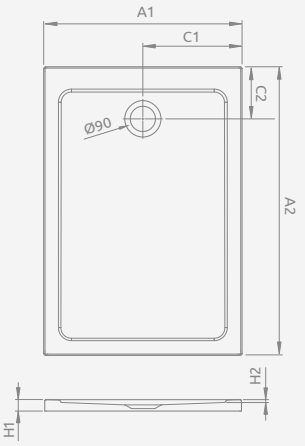

DOROS PLUS F	A1	A2	C1	C2	H1	H2
90×70	700	900	350	220	50	12
100×70	700	1000	350	220	50	12
100×80	800	1000	400	220	50	12
120×70	700	1200	350	220	50	12
120×80	800	1200	400	220	50	12
120×90	900	1200	450	220	50	12
140×80	800	1400	400	220	50	12



ShowerAR
radaway

ShowerAR is available for iOS and Android mobile devices.

Scan the QR-code to download.

Download App Store

Download Google Play

Liquid marble shower trays

Acrylic shower trays on a polystyrene base

Dimensions are given in mm.











DOROS F

Shower tray with an integrated panel, siphon outlet Ø 90 mm, installing legs included, recommended siphons TB90, TB21, TBXS, 690 P, R500, R580, R583, R510, R400 SLIM PLUS, R400W SLIM.
The possibility of buying legs. Details on p. 454.

DOROS F	A1	A2	C1	C2	H1	H2
90×70	700	900	350	220	55	12
100×70	700	1000	350	220	55	12
100×80	800	1000	400	220	55	12
120×70	700	1200	350	220	55	12
120×80	800	1200	400	220	55	12
120×90	900	1200	450	220	55	12
130×80	800	1300	400	220	55	12
140×80	800	1400	400	220	55	12
140×90	900	1400	450	220	55	12
140×100	1000	1400	500	220	55	12
150×80	800	1500	400	220	55	12
150×90	900	1500	450	220	55	12
160×80	800	1600	400	220	55	12
160×90	900	1600	450	220	55	12

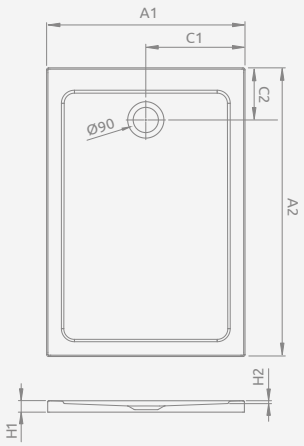

Model	Art. No.				
	White	White stone	New Cashmere stone	Anthracite stone	Black stone
DOROS F 90×70	SDRF9070-01	SDRF9070-01-04S	SDRF9070-01-84S	SDRF9070-01-64S	SDRF9070-01-54S
DOROS F 100×70	SDRF1070-01	SDRF1070-01-04S	SDRF1070-01-84S	SDRF1070-01-64S	SDRF1070-01-54S
DOROS F 100×80	SDRF1080-01	SDRF1080-01-04S	SDRF1080-01-84S	SDRF1080-01-64S	SDRF1080-01-54S
DOROS F 120×70	SDRF1270-01	SDRF1270-01-04S	SDRF1270-01-84S	SDRF1270-01-64S	SDRF1270-01-54S
DOROS F 120×80	SDRF1280-01	SDRF1280-01-04S	SDRF1280-01-84S	SDRF1280-01-64S	SDRF1280-01-54S
DOROS F 120×90	SDRF1290-01	SDRF1290-01-04S	SDRF1290-01-84S	SDRF1290-01-64S	SDRF1290-01-54S
DOROS F 130×80	SDRF1380-01	SDRF1380-01-04S	SDRF1380-01-84S	SDRF1380-01-64S	SDRF1380-01-54S
DOROS F 140×80	SDRF1480-01	SDRF1480-01-04S	SDRF1480-01-84S	SDRF1480-01-64S	SDRF1480-01-54S
DOROS F 140×90	SDRF1490-01	SDRF1490-01-04S	SDRF1490-01-84S	SDRF1490-01-64S	SDRF1490-01-54S
DOROS F 140×100	SDRF1410-01	SDRF1410-01-04S	SDRF1410-01-84S	SDRF1410-01-64S	SDRF1410-01-54S
DOROS F 150×80	SDRF1580-01	SDRF1580-01-04S	SDRF1580-01-84S	SDRF1580-01-64S	SDRF1580-01-54S
DOROS F 150×90	SDRF1590-01	SDRF1590-01-04S	SDRF1590-01-84S	SDRF1590-01-64S	SDRF1590-01-54S
DOROS F 160×80	SDRF1680-01	SDRF1680-01-04S	SDRF1680-01-84S	SDRF1680-01-64S	SDRF1680-01-54S
DOROS F 160×90	SDRF1690-01	SDRF1690-01-04S	SDRF1690-01-84S	SDRF1690-01-64S	SDRF1690-01-54S

Flat shower trays with poliuretan base Acrylic shower trays

Dimensions are given in mm.











DOROS F Compact

Shower tray with an integrated panel, siphon outlet Ø 90 mm, installing legs included, recommended siphons TBXS, R500, R580, R583, R510, R400 SLIM PLUS, R400W SLIM.

DOROS F Compact	A1	A2	C1	C2	H1	H2	H3
90×70	700	900	350	220	120	12	75
100×70	700	1000	350	220	120	12	75
100×80	800	1000	400	220	120	12	75
120×70	700	1200	350	220	120	12	75
120×80	800	1200	400	220	120	12	75
120×90	900	1200	450	220	120	12	75
130×80	800	1300	400	220	120	12	75
140×80	800	1400	400	220	120	12	75
140×90	900	1400	450	220	120	12	75
140×100	1000	1400	500	220	120	12	75
150×80	800	1500	400	220	120	12	75
150×90	900	1500	450	220	120	12	75
160×80	800	1600	400	220	120	12	75
160×90	900	1600	450	220	120	12	75

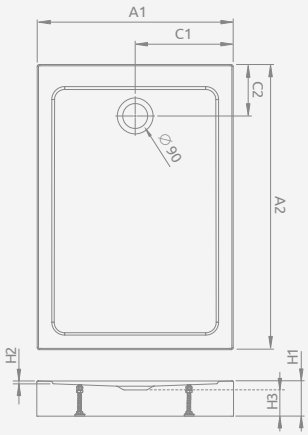

Model	Art. No.				
	White	White stone	New Cashmere stone	Anthracite stone	Black stone
DOROS F Compact 90×70	SDRFP9070-05	SDRFP9070-05-04S	SDRFP9070-05-84S	SDRFP9070-05-64S	SDRFP9070-05-54S
DOROS F Compact 100×70	SDRFP1070-05	SDRFP1070-05-04S	SDRFP1070-05-84S	SDRFP1070-05-64S	SDRFP1070-05-54S
DOROS F Compact 100×80	SDRFP1080-05	SDRFP1080-05-04S	SDRFP1080-05-84S	SDRFP1080-05-64S	SDRFP1080-05-54S
DOROS F Compact 120×70	SDRFP1270-05	SDRFP1270-05-04S	SDRFP1270-05-84S	SDRFP1270-05-64S	SDRFP1270-05-54S
DOROS F Compact 120×80	SDRFP1280-05	SDRFP1280-05-04S	SDRFP1280-05-84S	SDRFP1280-05-64S	SDRFP1280-05-54S
DOROS F Compact 120×90	SDRFP1290-05	SDRFP1290-05-04S	SDRFP1290-05-84S	SDRFP1290-05-64S	SDRFP1290-05-54S
DOROS F Compact 130×80	SDRFP1380-05	SDRFP1380-05-04S	SDRFP1380-05-84S	SDRFP1380-05-64S	SDRFP1380-05-54S
DOROS F Compact 140×80	SDRFP1480-05	SDRFP1480-05-04S	SDRFP1480-05-84S	SDRFP1480-05-64S	SDRFP1480-05-54S
DOROS F Compact 140×90	SDRFP1490-05	SDRFP1490-05-04S	SDRFP1490-05-84S	SDRFP1490-05-64S	SDRFP1490-05-54S
DOROS F Compact 140×100	SDRFP1410-05	SDRFP1410-05-04S	SDRFP1410-05-84S	SDRFP1410-05-64S	SDRFP1410-05-54S
DOROS F Compact 150×80	SDRFP1580-05	SDRFP1580-05-04S	SDRFP1580-05-84S	SDRFP1580-05-64S	SDRFP1580-05-54S
DOROS F Compact 150×90	SDRFP1590-05	SDRFP1590-05-04S	SDRFP1590-05-84S	SDRFP1590-05-64S	SDRFP1590-05-54S
DOROS F Compact 160×80	SDRFP1680-05	SDRFP1680-05-04S	SDRFP1680-05-84S	SDRFP1680-05-64S	SDRFP1680-05-54S
DOROS F Compact 160×90	SDRFP1690-05	SDRFP1690-05-04S	SDRFP1690-05-84S	SDRFP1690-05-64S	SDRFP1690-05-54S

Liquid marble shower trays

Acrylic shower trays on a polystyrene base

Dimensions are given in mm.









KYNTOS PT

To be installed on floor, siphon outlet Ø 90 mm, recommended siphon HS1. The shower tray has a "B" anti-slip certificate issued by TÜV Rheinland® in accordance with the DIN 51097:1992 standard. The shower tray can be cut to the individual sizes (more details on p. 417).

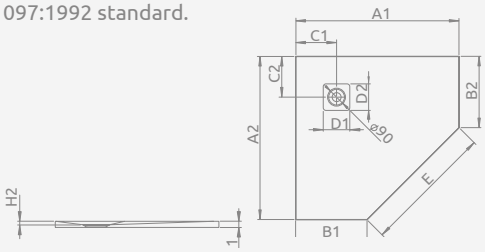

KYNTOS PT	A1	A2	B1	B2	C1	C2	D1	D2	E	H1	H2
80×80	800	800	350	350	180	180	130	130	636	30	16
90×90	900	900	450	450	180	180	130	130	636	30	16
100×100	1000	1000	550	550	180	180	130	130	636	30	16

Please specify three article numbers when making an order: shower tray, grid in the selected colour and siphon.

Model	Art. No.			
	White	Cemento	Anthracite	Black
KYNTOS PT 80×80	HKPT8080-04	HKPT8080-74	HKPT8080-64	HKPT8080-54
KYNTOS PT 90×90	HKPT9090-04	HKPT9090-74	HKPT9090-64	HKPT9090-54
KYNTOS PT 100×100	HKPT100100-04	HKPT100100-74	HKPT100100-64	HKPT100100-54

Steel

HKA-01

White

HKA-04

Cemento

HKA-74

Anthracite

HKA-64

Black

HKA-54

Flat shower trays with poliuretan base

Acrylic shower trays

Dimensions are given in mm.











DOROS PT

To be installed on floor (without legs), siphon outlet Ø 90 mm, recommended siphone TB90, TB21, TBXS, R500, R580, R583, R510, 690 P, R400 SLIM PLUS, R400W SLIM.

The possibility of buying legs. Details on p. 454.

DOROS PT	A1	A2	B1	B2	C1	C2	D	H1	H2
80×80	800	800	350	350	200	200	635	50	12
90×90	900	900	450	450	200	200	635	50	12
100×100	1000	1000	550	550	200	200	635	50	12

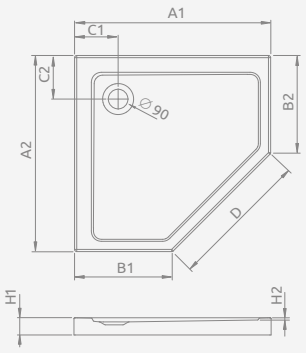

Model	Art. No.				
	White	White stone	New Cashmere stone	Anthracite stone	Black stone
DOROS PT 80×80	SDRPT8080-01	SDRPT8080-01-04S	SDRPT8080-01-84S	SDRPT8080-01-64S	SDRPT8080-01-54S
DOROS PT 90×90	SDRPT9090-01	SDRPT9090-01-04S	SDRPT9090-01-84S	SDRPT9090-01-64S	SDRPT9090-01-54S
DOROS PT 100×100	SDRPT1010-01	SDRPT1010-01-04S	SDRPT1010-01-84S	SDRPT1010-01-64S	SDRPT1010-01-54S

Liquid marble shower trays

Acrylic shower trays on a polystyrene base

Dimensions are given in mm.











DOROS PT Compact

Shower tray with an integrated panel, siphon outlet Ø 90 mm, installing legs included, recommended siphons TBXS, R500, R580, R583, R510, R400 SLIM PLUS, R400W SLIM.

DOROS PT Compact	A1	A2	B1	B2	C1	C2	D	H1	H2	H3
80×80	800	800	350	350	200	200	635	115	12	75
90×90	900	900	450	450	200	200	635	115	12	75
100×100	1000	1000	550	550	200	200	635	115	12	75

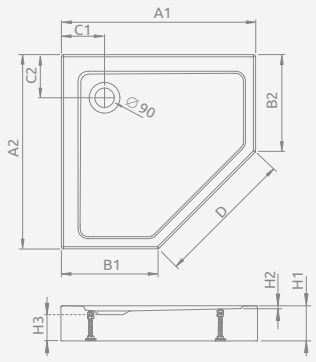

Model	Art. No.				
	White	White stone	New Cashmere stone	Anthracite stone	Black stone
DOROS PT Compact 80×80	SDRPT8080-05	SDRPT8080-05-04S	SDRPT8080-05-84S	SDRPT8080-05-64S	SDRPT8080-05-54S
DOROS PT Compact 90×90	SDRPTP9090-05	SDRPTP9090-05-04S	SDRPTP9090-05-84S	SDRPTP9090-05-64S	SDRPTP9090-05-54S
DOROS PT Compact 100×100	SDRPT1010-05	SDRPT1010-05-04S	SDRPT1010-05-84S	SDRPT1010-05-64S	SDRPT1010-05-54S

Flat shower trays with poliuretan base Acrylic shower trays

Dimensions are given in mm.



Model	Art. No.
DOROS PLUS PT 80×80	SDRPTP8080-01
DOROS PLUS PT 90×90	SDRPTP9090-01
DOROS PLUS PT 100×100	SDRPTP1010-01

DOROS PLUS PT

To be installed on floor (without legs), siphon outlet Ø 90 mm, recommended siphons TB90, TB21, TBXS, R500, R580, R583, R510, 690 P, R400 SLIM PLUS, R400W SLIM.

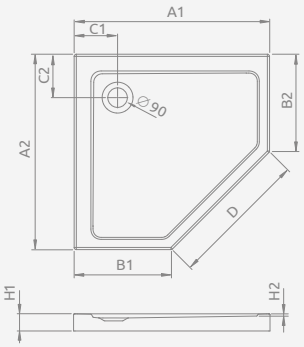

DOROS PLUS PT	A1	A2	B1	B2	C1	C2	D	H1	H2
80×80	800	800	350	350	200	200	635	40	12
90×90	900	900	450	450	200	200	635	40	12
100×100	1000	1000	550	550	200	200	635	40	12





Liquid marble shower trays

Acrylic shower trays on a polystyrene base

Dimensions are given in mm.



Left version



Right version

Model	Art. No.
DOROS PLUS PT E 100×80 L	SDRPTP1080-01L
DOROS PLUS PT E 100×80 R	SDRPTP1080-01R
DOROS PLUS PT E 100×90 L	SDRPTP1090-01L
DOROS PLUS PT E 100×90 R	SDRPTP1090-01R

DOROS PLUS PT E

To be installed on floor (without legs), siphon outlet Ø 90 mm, recommended siphons TB90, TB21, TBXS, R500, R580, R583, R510, 690 P, R400 SLIM PLUS, R400W SLIM.

Left version

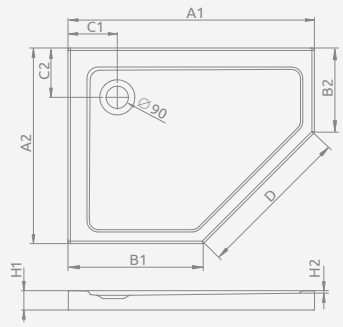

Right version

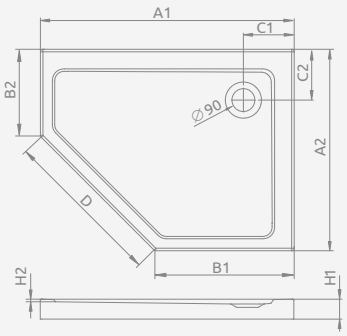

DOROS PLUS PT E	A1	A2	B1	B2	C1	C2	D	H1	H2
100×80	1000	800	550	350	200	200	635	40	12
100×90	1000	900	550	450	200	200	635	40	12



Flat shower trays with poliuretan base

Acrylic shower trays

Dimensions are given in mm.











DOROS PT E

To be installed on floor (without legs), siphon outlet Ø 90 mm, recommended siphone TB90, TB21, TBXS, R500, R580, R583, R510, 690 P, R400 SLIM PLUS, R400W SLIM.

The possibility of buying legs. Details on p. 454.

DOROS PT E	A1	A2	B1	B2	C1	C2	D	H1	H2
90×80	900	800	450	350	200	200	635	50	12
100×80	1000	800	550	350	200	200	635	50	12
100×90	1000	900	550	450	200	200	635	50	12

Left version

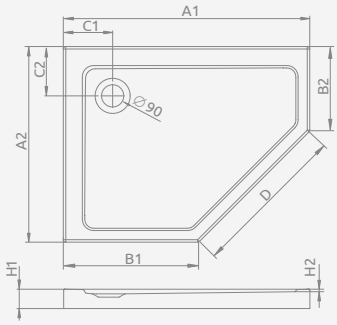

Right version

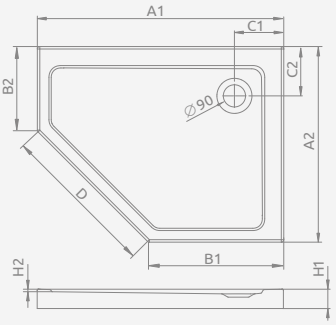

Model	Art. No.				
	White	White stone	New Cashmere stone	Anthracite stone	Black stone
New DOROS PT E 90×80 L	SDRPT9080-01L	SDRPT9080-01-04SL	SDRPT9080-01-84SL	SDRPT9080-01-64SL	SDRPT9080-01-54SL
New DOROS PT E 90×80 R	SDRPT9080-01R	SDRPT9080-01-04SR	SDRPT9080-01-84SR	SDRPT9080-01-64SR	SDRPT9080-01-54SR
DOROS PT E 100×80 L	SDRPT1080-01L	SDRPT1080-01-04SL	SDRPT1080-01-84SL	SDRPT1080-01-64SL	SDRPT1080-01-54SL
DOROS PT E 100×80 R	SDRPT1080-01R	SDRPT1080-01-04SR	SDRPT1080-01-84SR	SDRPT1080-01-64SR	SDRPT1080-01-54SR
DOROS PT E 100×90 L	SDRPT1090-01L	SDRPT1090-01-04SL	SDRPT1090-01-84SL	SDRPT1090-01-64SL	SDRPT1090-01-54SL
DOROS PT E 100×90 R	SDRPT1090-01R	SDRPT1090-01-04SR	SDRPT1090-01-84SR	SDRPT1090-01-64SR	SDRPT1090-01-54SR

Liquid marble shower trays

Acrylic shower trays on a polystyrene base

Dimensions are given in mm.











DOROS PT E Compact

Shower tray with an integrated panel (on all sides), siphon outlet Ø 90 mm, installing legs included, recommended siphons TBXS, R500, R580, R583, R510, R400 SLIM PLUS, R400W SLIM.

DOROS PT E Compact	A1	A2	B1	B2	C1	C2	D	H1	H2	H3
90×80	900	800	450	350	200	200	635	115	12	75
100×80	1000	800	550	350	200	200	635	115	12	75
100×90	1000	900	550	450	200	200	635	115	12	75

Left version

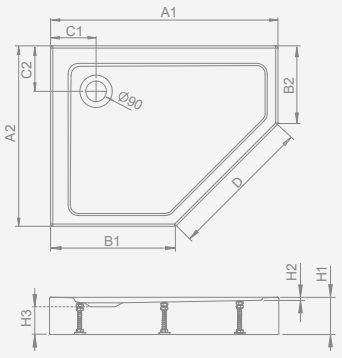

Right version

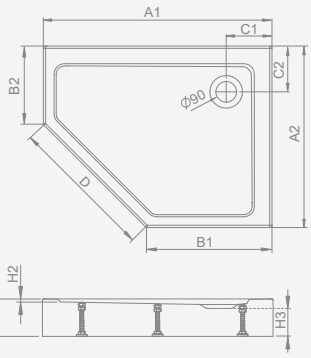

Model	Art. No.				
	White	White stone	New Cashmere stone	Anthracite stone	Black stone
New DOROS PT E Compact 90×80 L	SDRPTP9080-05L	SDRPTP9080-05-04SL	SDRPTP9080-05-84SL	SDRPTP9080-05-64SL	SDRPTP9080-05-54SL
New DOROS PT E Compact 90×80 R	SDRPTP9080-05R	SDRPTP9080-05-04SR	SDRPTP9080-05-84SR	SDRPTP9080-05-64SR	SDRPTP9080-05-54SR
DOROS PT E Compact 100×80 L	SDRPTP1080-05L	SDRPTP1080-05-04SL	SDRPTP1080-05-84SL	SDRPTP1080-05-64SL	SDRPTP1080-05-54SL
DOROS PT E Compact 100×80 R	SDRPTP1080-05R	SDRPTP1080-05-04SR	SDRPTP1080-05-84SR	SDRPTP1080-05-64SR	SDRPTP1080-05-54SR
DOROS PT E Compact 100×90 L	SDRPTP1090-05L	SDRPTP1090-05-04SL	SDRPTP1090-05-84SL	SDRPTP1090-05-64SL	SDRPTP1090-05-54SL
DOROS PT E Compact 100×90 R	SDRPTP1090-05R	SDRPTP1090-05-04SR	SDRPTP1090-05-84SR	SDRPTP1090-05-64SR	SDRPTP1090-05-54SR

Flat shower trays with poliuretan base Acrylic shower trays

Dimensions are given in mm.

Legs for shower trays

The shower legs are used to level the shower tray. The shower tray installed in this way can be easily embedded and covered with ceramic tiles.

NB003-W1 – 1 pcs
NB003-W4 – set of 4 pcs

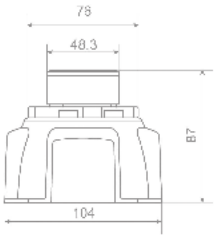

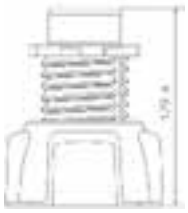




Dedicated number of legs for specific size of shower tray model

Model	Number of legs		
	4 pcs	**5 pcs**	**6 pcs**
Argos A	90×90	100×100	
Argos C	80×80, 90×90	100×100	
Argos D	90×80	100×80, 100×90, 110×90, 120×80, 120×90, 140×90	150×90, 160×90
Delos A	80×80, 85×85, 90×90	100×100	
Delos E	90×80L, 80×90R		
Delos C	80×80, 90×90	100×100	
Delos D	80×75, 90×75, 100×75		
Delos P		100×90	
Doros A	80×80, 90×90		
Doros C	80×80, 90×90	100×100	
Doros D	90×80	100×80, 100×90, 110×80, 110×90, 120×80, 120×90, 120×100, 130×90	
Doros F	90×70,100×70	100×80, 120×70, 120×80, 120×90, 140×80	140×90, 140×100, 150×80, 150×90, 160×80, 160×90
Doros PT	80×80, 90×90	100×100	
Doros PT E	90×80	100×80 L, 100×80 R, 100×90 L, 100×90 R	

Scheme of connecting the shower tray to the sewage system

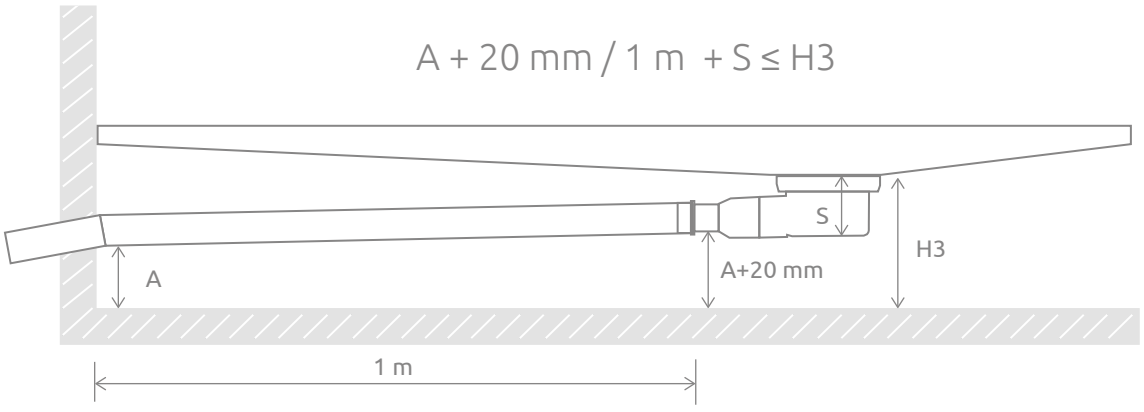

A = height of the drain pipe above the floor, 20 mm / 1 meter of pipe
A rigid pipe should be used (instead of the flexible one).

S = depth of the siphon

H3 = height below the hole dedicated for the siphon
(shown in the technical drawing of the shower tray)



Siphons and accessories

TURBOFLOW 2 TB21

Siphon for shower trays with Ø 90 mm hole; extremely high flow rate; decorative cover in ABS chrome Ø 118 mm; 135° multi-directional connector angle; outlet Ø 40/50 mm; flat– 80 mm. The siphon has an additional strainer that filters impurities.

Hole: ∅ **90 mm**
Cover: ∅ **118 mm**
Outlet: ∅ **40/50 mm**
Flat: **80 mm**
Outflow: **38 l/min.**

Art. No.: **TB21**

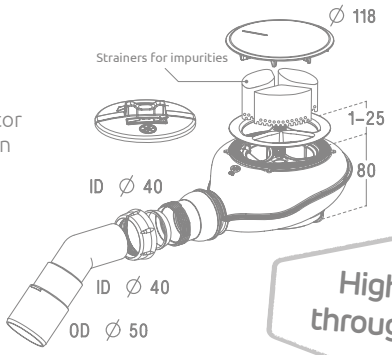



Highest throughput

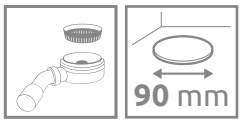

TURBOFLOW TBXS

Siphon with a movable magnetic valve opening under the pressure of water, when the water flow decreases, the magnetic force brings the valve back up to the closed position. The siphon prevents odors even during a long break in use.

Hole: Ø **90 mm**
Cover: Ø **118 mm**
Outlet: Ø **40/50 mm**
Flat: **66 mm**
Outflow: **33 l/min.**

Art. No.: **TBXS**

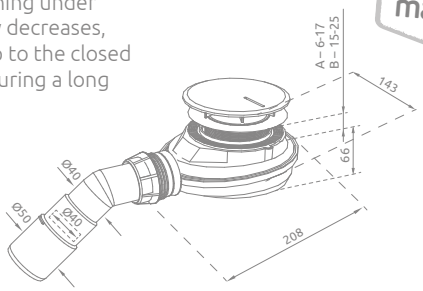

Low with a magnetic valve



TURBOFLOW TB90

Siphon for shower trays with Ø 90 mm hole; very high flow rate; decorative cover in ABS chrome or white Ø 112 mm; 135° multi-directional connector angle; outlet Ø 40/50 mm; flat – 80 mm.

Hole: ∅ **90 mm**
Cover: ∅ **112 mm**
Outlet: ∅ **40/50 mm**
Flat: **80 mm**
Outflow: **30 l/min.**

Art. No.: Chrome: **TB90P**
Art. No.: White: **TB90P White**

Classic

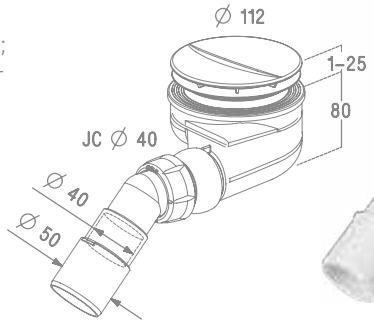

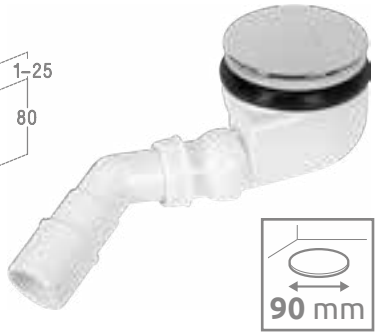

R500

Siphon for shower trays with Ø 90 mm hole; high flow rate; cover in ABS chrome; 135° connector angle; outlet Ø 40/50 mm; flat: 70 mm. The siphon has an additional strainer that filters impurities.

Hole: ∅ **90 mm**
Cover: ∅ **120 mm**
Outlet: ∅ **40/50 mm**
Flat: **70 mm**
Outflow: **25 l/min.**

Art. No.: **R500**

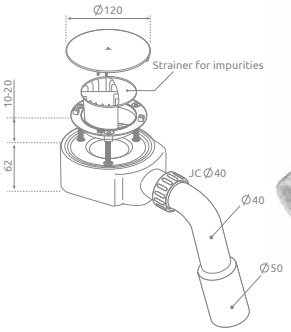



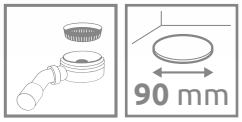

R510

Siphon for shower trays with Ø 90 mm hole; high flow rate; stainless steel cover; 135° connector angle; siphon has an additional sieve filtering impurities. The siphon has an additional strainer that filters impurities.

Hole: Ø **90 mm**
Cover: Ø **120 mm**
Outlet: Ø **40/50 mm**
Flat: **51 mm**
Outflow: **25,5 l/min.**

Art. No.: **R510**

Stainless steel cover

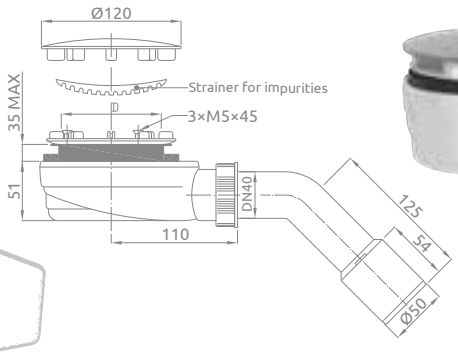



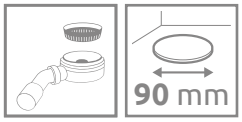

Dimensions are given in mm.

R580

Siphon for shower trays with Ø 90 mm hole; high flowrate; stainless steel cover; 135°connector angle. The siphon has an additional strainer that filters impurities.

Short 58 mm

Hole: Ø **90 mm**
Cover: Ø **120 mm**
Outlet: Ø **40/50 mm**
Flat: **58 mm**
Outflow: **40,5 l/min.**

Art. No.: Stainless steel: **R580**
Art. No.: White: **R580W**
Art. No.: Black: **R580B**

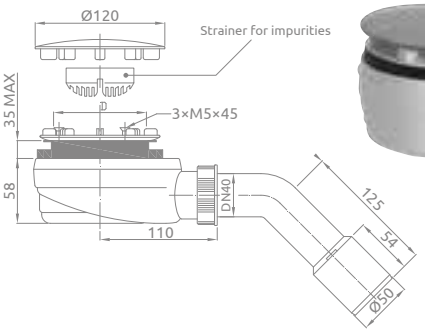



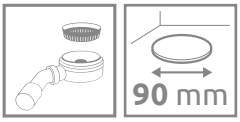

R583

Siphon for shower trays with Ø 90 mm hole, cleaned from the top, with an increased water flow rate of 47 l/min and drain bend 135°. Outlet Ø 40/50 mm. Height 58 mm. The siphon has a strainer that filters impurities.

Short 58 mm

Hole: Ø **90 mm**
Cover: Ø **116 mm**
Outlet: Ø **40/50 mm**
Flat: **58 mm**
Outflow: **47 l/min.**

Art. No.: Gold: **R583G**



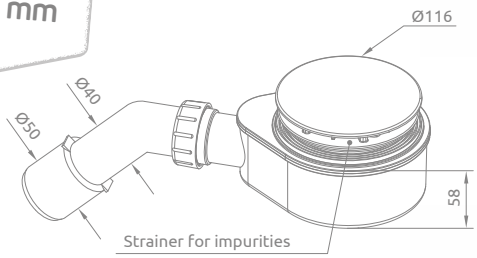

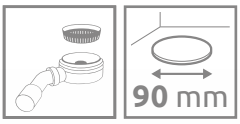

HS1

Siphon for shower trays with Ø 90 mm hole; high flow rate; outlet Ø 40 mm; flat: 55 mm. The siphon has an additional strainer that filters impurities.

For Kyntos and Teos shower trays

Hole: ∅ **90 mm**
Outlet: ∅ **40/50 mm**
Flat: **55 mm**
Outflow: **42 l/min.**

Art. No.: **HS1**

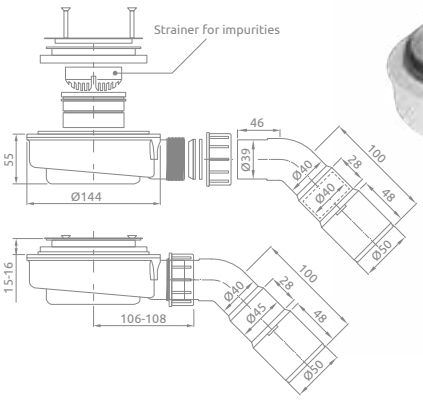



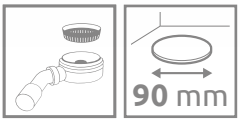

R399

Siphon for Argos shower trays, cleaned from the top with an increased water flow rate, with a chrome-plated square cover with a side length of 120 mm and a 135° outlet bend. The siphon has an additional strainer that filters impurities.

For Argos shower trays

Hole: ∅ **90 mm**
Cover: **120×120 mm**
Outlet: ∅ **40/50 mm**
Flat: **60 mm**
Outflow: **25 l/min.**

Art. No.: **R399**

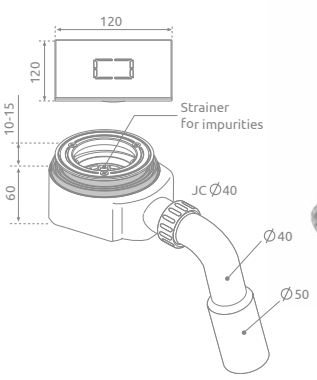



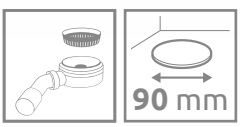

Dimensions are given in mm.

R400 SLIM PLUS

Siphon for shower trays with a silicone membrane impermeable to sounds and unpleasant odors even during a long break in use. Integrated seal guaranteeing 100% tightness. Easily removable waste strainer. Removable membrane enabling cleaning and access to pipes.

Hole: ∅ **90 mm**
Cover: ∅ **118 mm**
Outlet: ∅ **40 mm**
Flat: **40 mm**
Outflow: **34 l/min.**

Art. No.: Chrome: **R400P**
Art. No.: Black: **R400PB**

Lowest, wet 40 mm



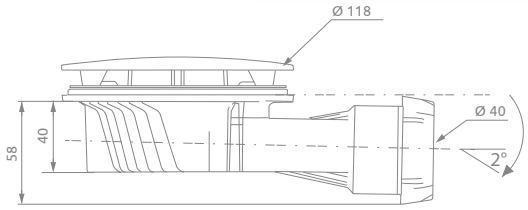

90 mm

R400W SLIM

Siphon for shower trays with a chrome cover and compact dimensions.

Hole: ∅ **90 mm**
Cover: ∅ **118 mm**
Outlet: ∅ **40 mm**
Flat: **40 mm**
Outflow: **24 l/min.**

Art. No.: **R400W**

Lowest, wet 40 mm

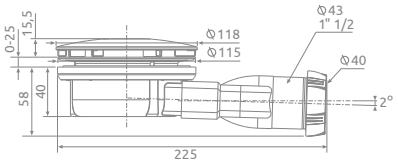

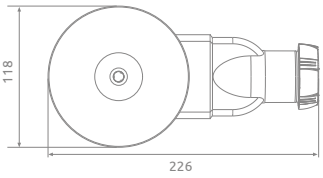



90 mm

690 P

Siphon for shower trays with Ø 90 mm hole; decorative cover in ABS chrome Ø 115 mm; 135° connector angle; outlet Ø 40/50 mm; flat – 80 mm.

Hole: ∅ **90 mm**
Cover: ∅ **115 mm**
Outlet: ∅ **40/50 mm**
Flat: **80 mm**
Outflow: **25 l/min.**

Art. No.: **690P**

Economical

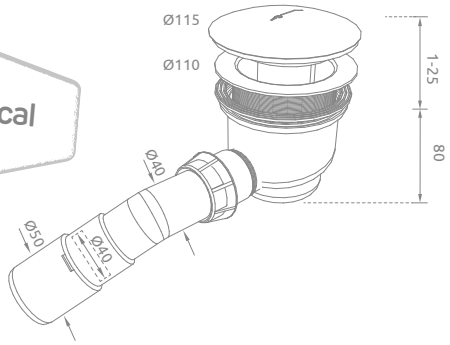



90 mm

TURBOFLOW TB50

Siphon for shower trays with Ø 50 mm hole; very high flow rate; decorative cover in ABS chrome Ø 74 mm; 135° multi-directional connector angle; outlet Ø 40/50 mm; flat – 80 mm.

Hole: ∅ **50 mm**
Cover: ∅ **74 mm**
Outlet: ∅ **40/50 mm**
Flat: **80 mm**
Outflow: **30 l/min.**

Art. No.: **TB50P**

Classic

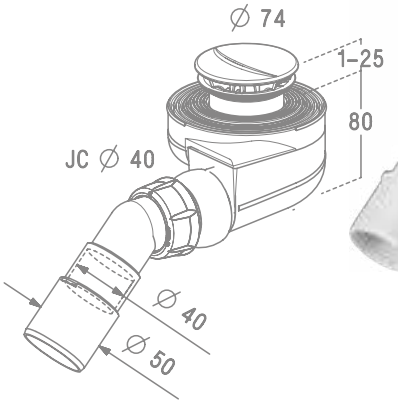



50 mm

Dimensions are given in mm.

578 P

Pop-up siphon („click-clack" type) with self-cleaning trap for shower trays with Ø 50 mm hole; plug and waste in brass chrome finish, plug diameter – 70 mm; 135° multi-directional connector angle; outlet Ø 40/50 mm.

Hole: ∅ **50 mm**
Cover: ∅ **70 mm**
Outlet: ∅ **40/50 mm**
Flat: **97 mm**
Outflow: **40 l/min.**

Art. No.: **578P**

Clik-Clak

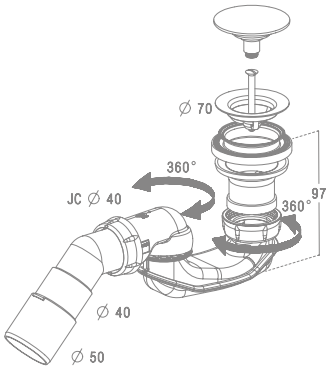



50 mm

5SL1

Siphon for shower trays Giaros with Ø 50 mm hole; very high flow rate; 135° multi-directional connector angle; outlet Ø 40/50 mm; flat – 80 mm.

Hole: ∅ **50 mm**
Outlet: ∅ **40/50 mm**
Flat: **80 mm**
Outflow: **30 l/min.**

Art. No.: **5SL1**

For Giaros shower trays

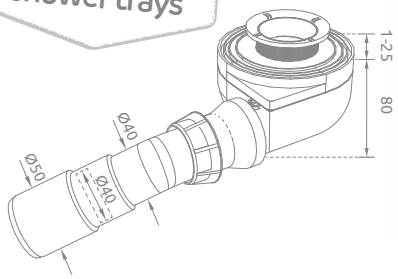



50 mm

B602R

Pop-up siphon („click-clack" type) with overflow and self-cleaning trap for deep shower trays and bathtubes with Ø 50 mm hole; plug and waste in brass chrome finish, plug diameter – 70 mm; 135° multi-directional connector angle; overflow length – 500 mm; overflow tube connected without screwing; outlet Ø 40/50 mm.

Hole: ∅ **50 mm**
Cover: ∅ **70 mm**
Outlet: ∅ **40/50 mm**
Pipe: **500 mm**
Flat: **108 lub 124 mm**
Outflow: **54 l/min.**

Art. No.: **B602R**

Clik-Clak with overflow

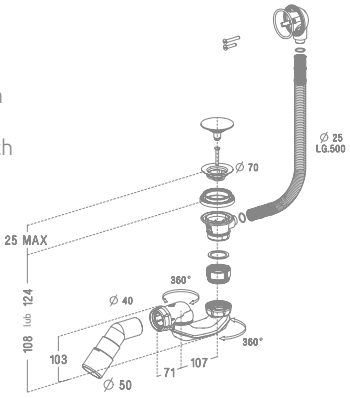



50 mm

R135L

Click-clack siphon with overfl ow. Waste is made from brass in chrome fi nish. Plug diameter – 70 mm. Outlet – 40/50 mm. For deep shower trays with Ø 50 hole. A

Hole: ∅ **50 mm**
Cover: ∅ **70 mm**
Outlet: ∅ **40/50 mm**

Art. No.: **R135L**

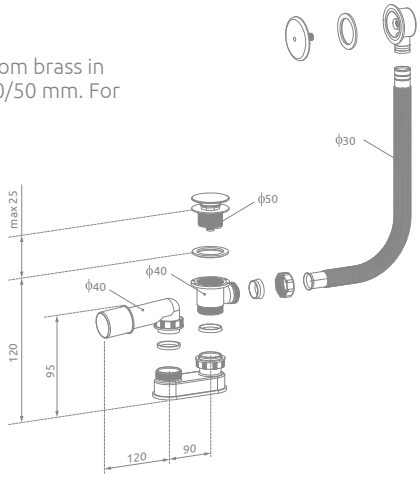



50 mm

Dimensions are given in mm.

SQUEEGEE

Universal squeegee to wipe away water and vapour from shower enclosures, ceramic tiles and mirrors.
Set consists of squeegee and hanger. Installation of the squeegee handle does not require drilling holes.

Chrome, Art. No.: **SR-003-01**
Black, Art. No.: **SR-003-54**
Gold, Art. No.: **SR-003-09**









HANGER

Usefull hanger intended to fix on the 6 mm and 8 mm glass in profileless shower enclosures.



Chrome
Art. No.: **WR-001**



Black
Art. No.: **WR-054**



Gold
Art. No.: **WR-009**

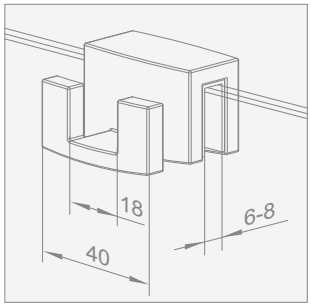



Brushed Nickel
Art. No.: **WR-091**



Brushed GunMetal
Art. No.: **WR-092**



Brushed Gold
Art. No.: **WR-099**



Brushed Copper
Art. No.: **WR-093**

Dimensions are given in mm.

Application

ShowerAR
radaway

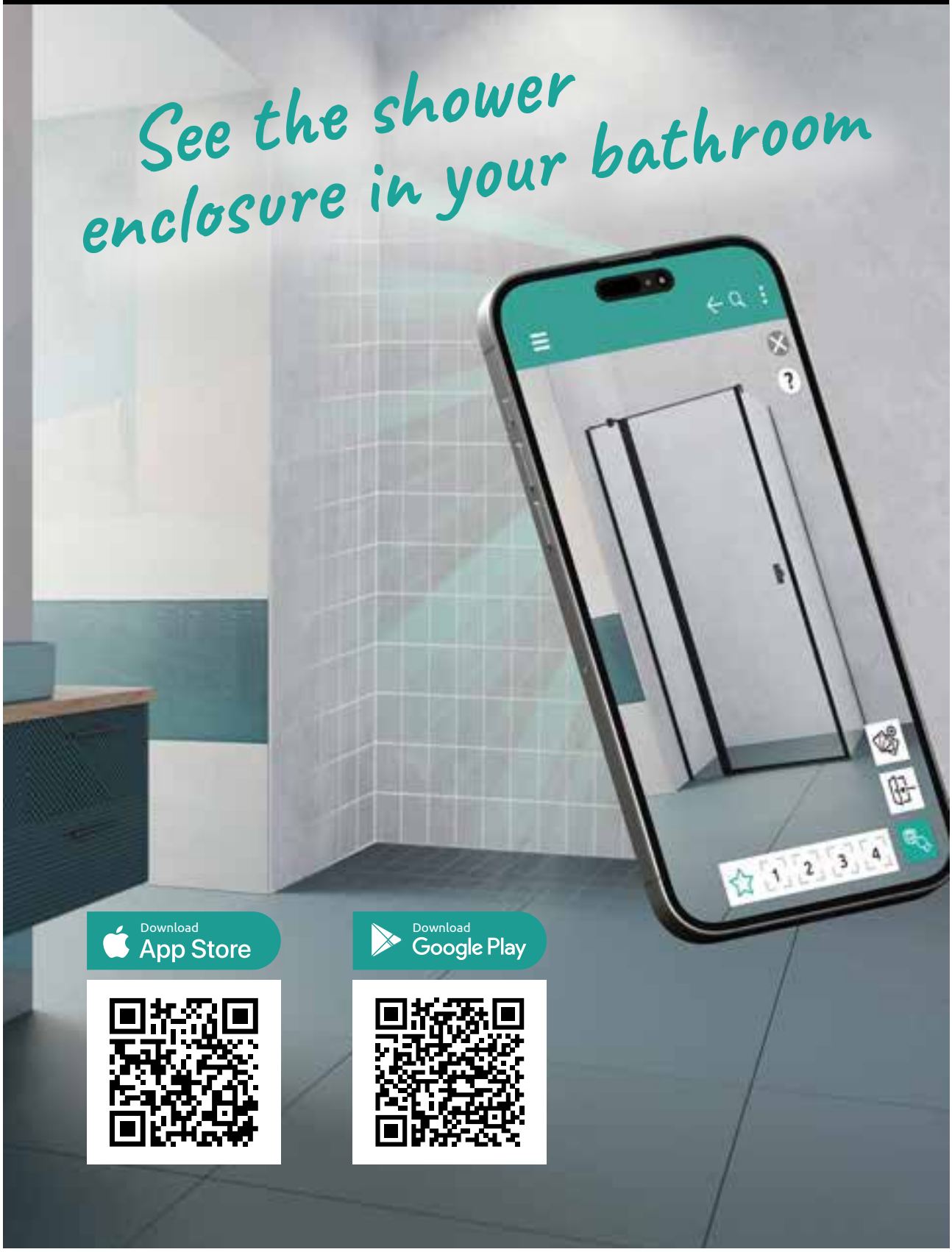

SLIM drain lines

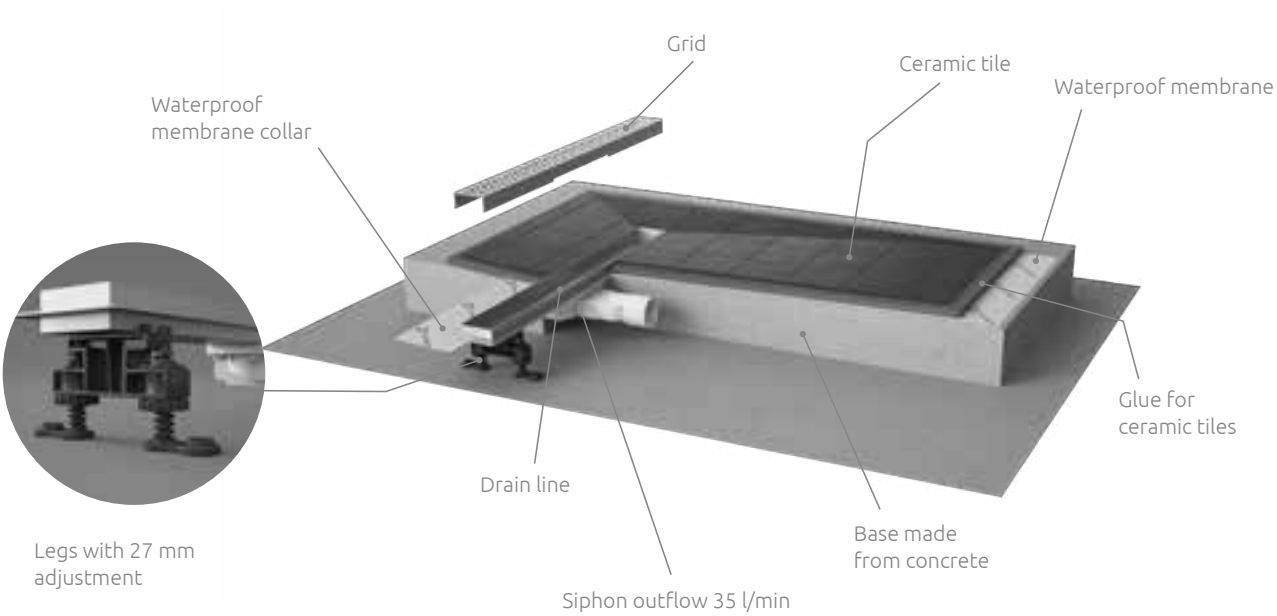

GRID DESIGNS

B – Basic (for ceramic tiles)



R – Rain



S – Steel



GB – Glass Lacobel T Black



GW – Glass Lacobel T White

Please change letter „X" in the article number to appropriate letter marking design of grid.

SLIM drain lines

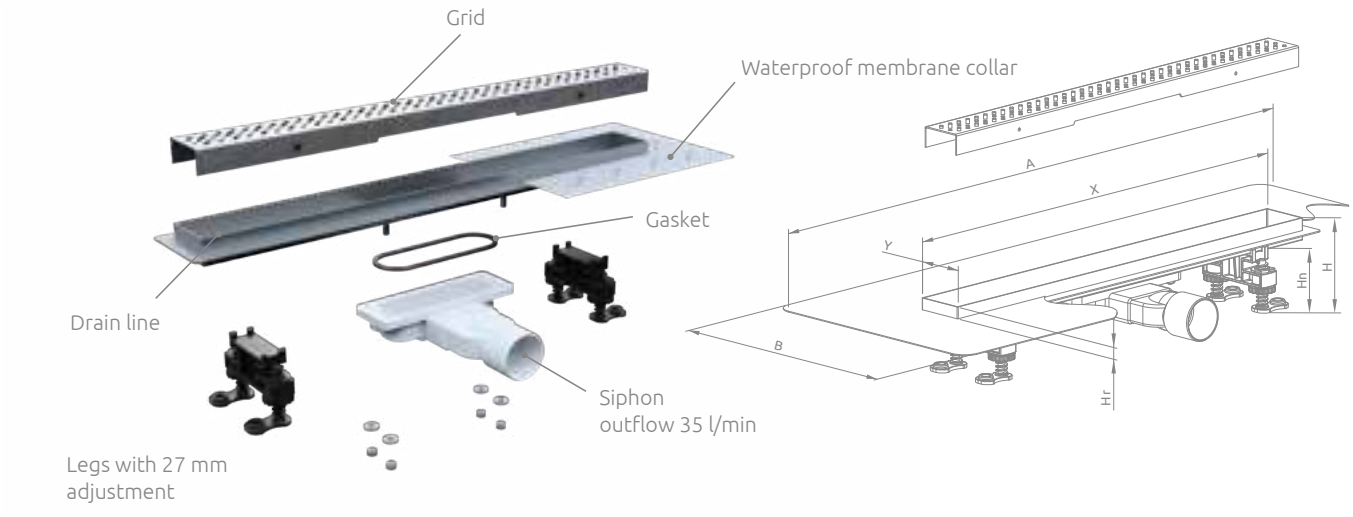



Drain lines designed for ceramic tiles 8-12 mm thick

Please specify the article numbers of a grid and drain line when making an order.

Drain line Art. No.	**Grid** Art. No.	**Length** of the drain line
5L055S*	5R055S**X***	550
5L065S*	5R065S**X***	650
5L075S*	5R075S**X***	750
5L085S*	5R085S**X***	850
5L095S*	5R095S**X***	950

Art. No.	A	X	Y	B	Hn	Hr	H
5L055S	770	550	60	300	50-77	14	75-102
5L065S	870	650	60	300	50-77	14	75-102
5L075S	970	750	60	300	50-77	14	75-102
5L085S	1070	850	60	300	50-77	14	75-102
5L095S	1170	950	60	300	50-77	14	75-102

X – please change to appropriate design of grid: B – Basic (for ceramic tiles), R – Rain, S – Steel, GB – Glass Black, GW – Glass White.

* while stock last
Dimensions are given in mm.

Examples of non-standard solutions for shower enclosure





Small niche – solution presented on the example of Torrenta series

Attic bathroom – solution presented on the example of Euphoria series



Bathroom with bathtub and shower – solution presented on the example of Fuenta series



Enclosure of concealed frame – solution presented on the example of Idea series



Bathroom ceramics too close to bath area – solution presented on the example of Eos series

ORDER FORM
FOR TOWEL HANGER UR01

radaway

EXPLANATORY DRAWINGS

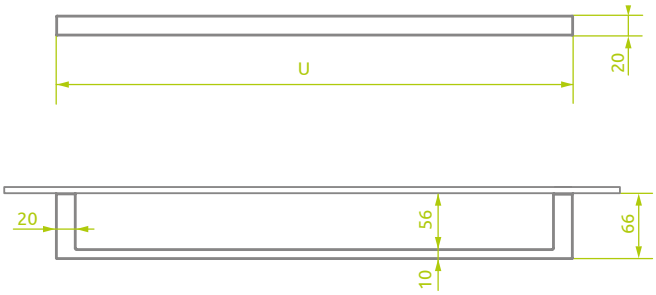

LEFT WALL VARIANT

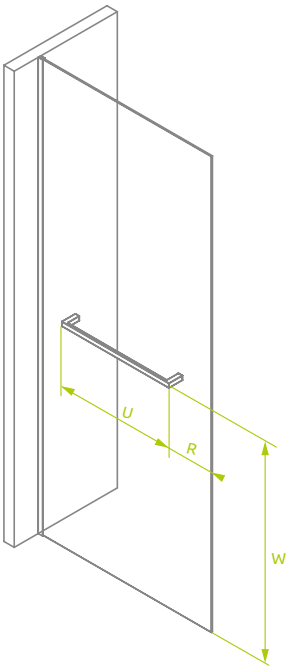

RIGHT WALL VARIANT

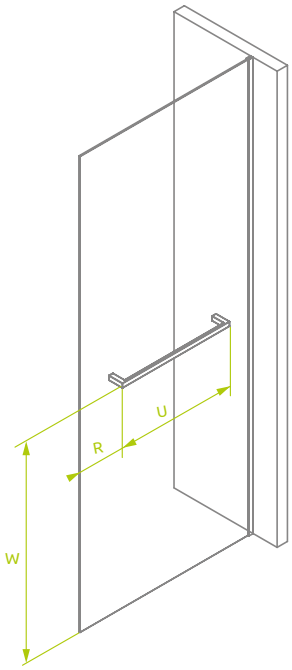

THE HANGER SHALL BE MOUNTED ON:

_____
(index number)

Version of the shower enclosure:

Left ☐

Right ☐

Location of the hanger:

Sidewall ☐

Front wall ☐

Other _____

Version of the hanger:

„U" dimension

420 mm – min. glass width 480 mm (for R=30 mm) ☐

520 mm – min. glass width 580 mm (for R=30 mm) ☐

650 mm – min. glass width 710 mm (for R=30 mm) ☐

If the form is not completed, the hanger will be mounted on the axis of the handle and 50mm from the edge of the cabin.

Location – width

Centered in relation to the width of the glass pane ☐

Standard (dimension R=50 mm) ☐

Other – dimension „R" _____ ☐
(min. 30 mm)

Location – height

Centered in relation to the shower enclosure height ☐

In the axis of the door handle ☐

Other – dimension „W" _____ ☐

Profile colour

Chrome ☐

Black ☐

Gold ☐

Brushed Nickel ☐

Brushed GunMetal ☐

Brushed Copper ☐

Brushed Gold ☐

Dimensions are given in mm.

FORM FOR
CUTTING THE KYNTOS SHOWER TRAY

☐ **ENQUIRY** ☐ **ORDER** **No.** _____

☐ Cut only, no edge finishing

☐ Cut with finishing, edge polishing and painting

Installation method

☐ Directly on the floor



☐ Partial depression of the shower tray



☐ Flush with the floor



STRAIGHT CUT

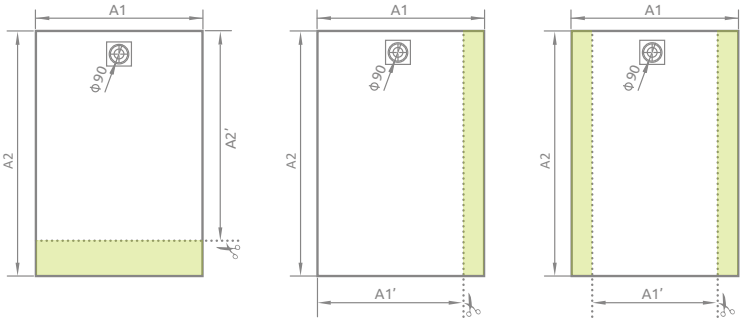

OTHER VARIANTS OF CUTS

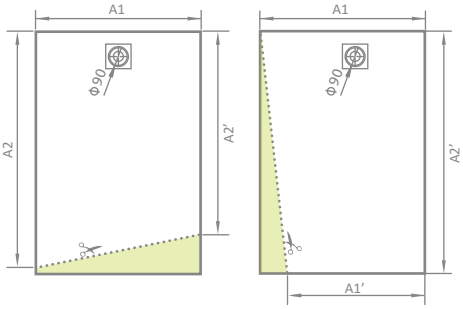

OTHER VARIANTS OF CUTS

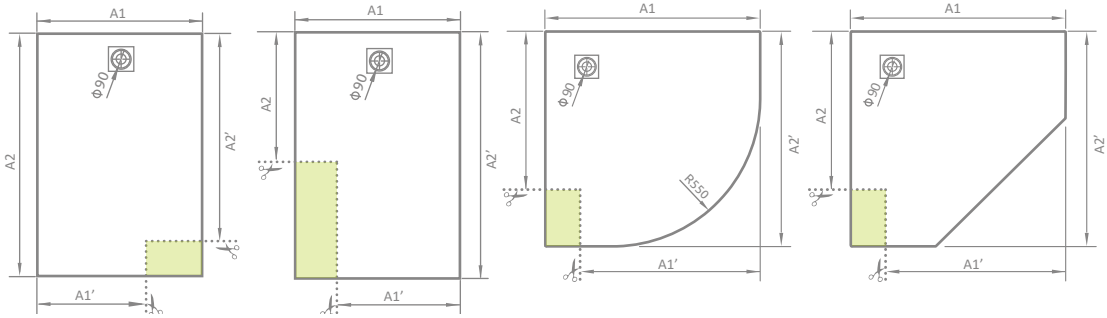

surface to be cut

OVERVIEW DRAWING OF CUT

Please sketch the desired cutting.

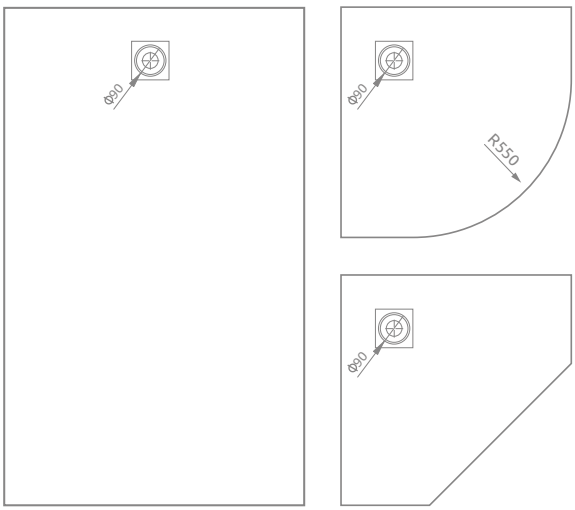

Other cutting options available on individual request.

ADDITIONAL INFORMATION

A1' = _____

A2' = _____

OTHER VARIANTS OF CUTS

A1 = _____

A1' = _____

A2 = _____

A2' = _____

Dimensions are given in mm.

FORM FOR
CUTTING THE TEOS SHOWER TRAY

☐ **ENQUIRY** ☐ **ORDER** **No.** _____

☐ Cut only, no edge finishing

☐ Cut with finishing, edge polishing and painting

Installation method

☐ Directly on the floor



☐ Partial depression of the shower tray



☐ Flush with the floor



STRAIGHT CUT

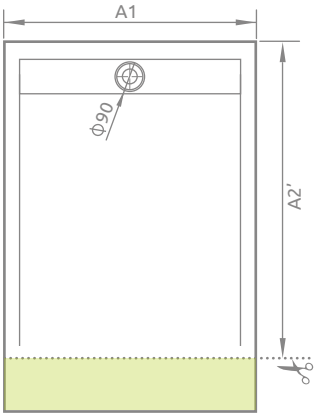

surface to be cut

OTHER VARIANTS OF CUTS

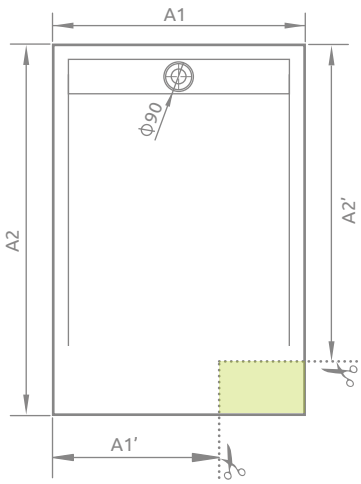

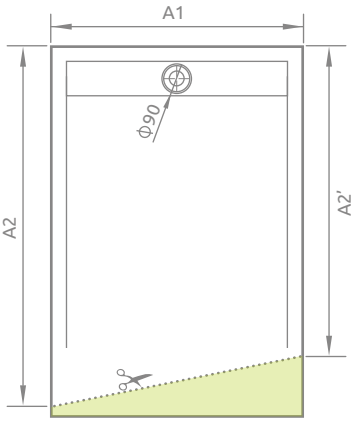

OVERVIEW DRAWING OF CUT

Please sketch the desired cutting.

Other cutting options available on individual request.

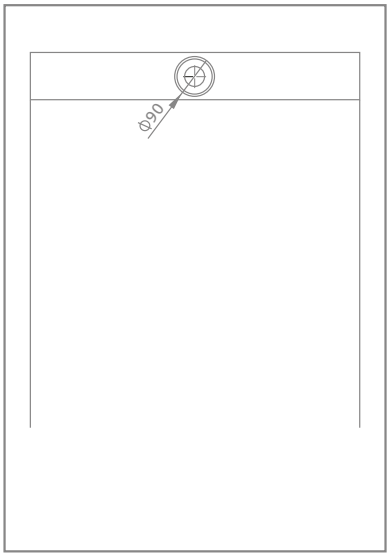

ADDITIONAL INFORMATION

A1 = _____

A2'* = _____

OTHER VARIANTS OF CUTS

A1 = _____

A1' = _____

A2* = _____

A2'* = _____

* depending on the dimension B – see the technical drawing in the catalogue

Dimensions are given in mm.

FOR ORDERING ESSENZA (PRO) PTJ, NES PTJ SHOWER ENCLOSURE

left version

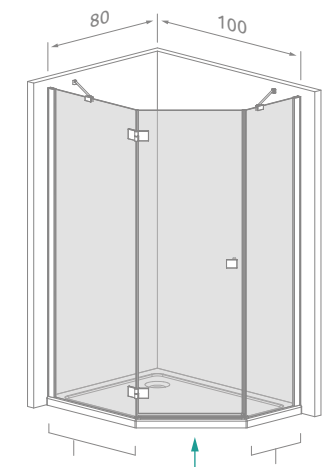

PTJ walls 100 Z x 80 S
385055-01-01

left version

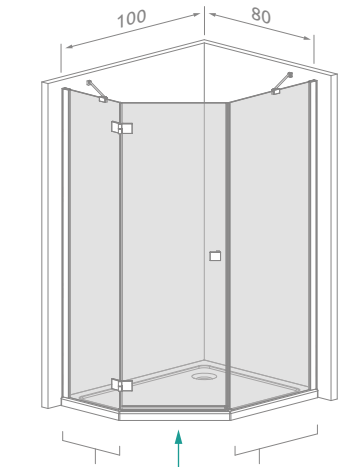

PTJ walls 80 Z x 100 S
385054-01-01

right version

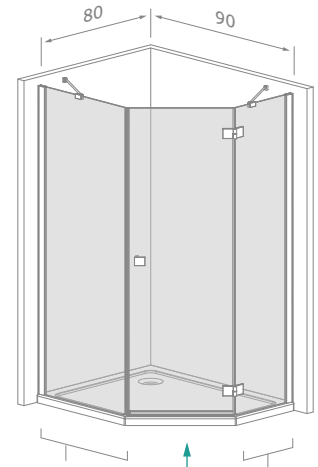

PTJ walls 80 Z x 90 S
385052-01-01

right version

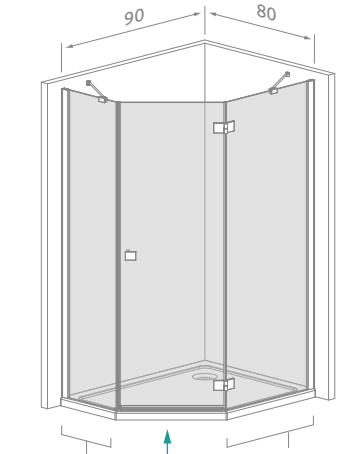

PTJ walls 90 Z x 80 S
385053-01-01

Declarations of Performance and Approvals


CERTYFIKAT


ATEST HIGIENICZNY




DEKLARACJA WŁAŚCIWOŚCI UŻYTKOWYCH
NR 01/24/05/2021

1. Niepowtarzalny kod identyfikacyjny wyrobu:
Kabina prysznicowa, Drzwi prysznicowe, Ścianka prysznicowa, Parawan nawannowy Eos DWB,DWD,DWJ,DWS,PNW,PND,PNJ
2. Numer typu, partii lub serii lub jakikolwiek inny element umożliwiający identyfikację wyrobu budowlanego, wymagany zgodnie z art. 11 ust. 4
Kabiny prysznicowe, Drzwi prysznicowe, Ścianki prysznicowe, Parawany nawannowe z serii Eos
3. Przewidziane przez producenta zamierzone zastosowanie lub zastosowania wyrobu budowlanego zgodnie z mającą zastosowanie zharmonizowaną specyfikacją techniczną:
Higiena osobista
4. Nazwa, zastrzeżona nazwa handlowa lub zastrzeżony znak towarowy oraz adres kontaktowy producenta, wymagany zgodnie z art. 11 ust. 5:

Radaway Sp z o.o.
ul. Rabowicka 59
62-020 Swarzędz

5. W stosownych przypadkach nazwa i adres kontaktowy upoważnionego przedstawiciela, którego pełnomocnictwo obejmuje zadania określone w art. 12 ust. 2: **nie dotyczy**
6. System lub systemy oceny i weryfikacji stałości właściwości użytkowych wyrobu budowlanego określone w załączniku V:
system 4
7. W przypadku deklaracji właściwości użytkowych dotyczącej wyrobu budowlanego objętego normą zharmonizowaną:
EN 14428:2004+A1:2008
Określenie typu produktu oraz prowadzenie zakładowej kontroli produkcji przez producenta
8. W przypadku deklaracji właściwości użytkowych dotyczącej wyrobu budowlanego, dla którego wydana została europejska ocena techniczna: **nie dotyczy**
9. Deklarowane właściwości użytkowe:

Zasadnicze charakterystyki	Właściwości użytkowe	Zharmonizowana specyfikacja techniczna
Czystość	spełnia	EN 14428:2004+A1:2008
Odporność na uderzenia/właściwości odłamków	spełnia	
Trwałość	spełnia	

10. Właściwości użytkowe wyrobu określone w pkt. 1 i 2 są zgodne z właściwościami użytkowymi deklarowanymi w pkt. 9. Niniejsza deklaracja właściwości użytkowych wydana zostaje na wyłączną odpowiedzialność producenta określonego w pkt. 4.

W imieniu producenta podpisał:

Poznań, 24.05.2021 r.

Artur Haremski
Dyrektor Zakładu Produkcyjnego

Radaway Sp. z o.o., ul. Rabowicka 59, Jasin, 62-020 Swarzędz, wpisana do Rejestru Przedsiębiorców prowadzonego przez Sąd Rejonowy w Poznaniu XIV Wydział Gospodarczy Krajowego Rejestru Sądowego pod numerem KRS 0000339178, kapitał zakładowy 650 000 zł, Regon 636541960, NIP 972-10-08-109, tel. +48 61 835 75 32, fax +48 61 835 75 11, e-mail: office@radaway.pl www.radaway.pl


DEKLARACJA WŁAŚCIWOŚCI UŻYTKOWYCH
NR 02/16/04/2019

1. Niepowtarzalny kod identyfikacyjny wyrobu:
Kabina prysznicowa, drzwi prysznicowe, ścianka prysznicowa, parawan nawannowy Nes DWB,DWD,DWJ,DWS,KDD,KDD-B,KDJ,KDJ-B,KDS,PND,PNJ,PTJ,PTD
2. Numer typu, partii lub serii lub jakikolwiek inny element umożliwiający identyfikację wyrobu budowlanego, wymagany zgodnie z art. 11 ust. 4
Kabiny prysznicowe, drzwi prysznicowe, ścianki prysznicowe, parawany nawannowe serii Nes
3. Przewidziane przez producenta zamierzone zastosowanie lub zastosowania wyrobu budowlanego zgodnie z mającą zastosowanie zharmonizowaną specyfikacją techniczną:
Higiena osobista
4. Nazwa, zastrzeżona nazwa handlowa lub zastrzeżony znak towarowy oraz adres kontaktowy producenta, wymagany zgodnie z art. 11 ust. 5:

Radaway Sp z o.o.
ul. Rabowicka 59, Jasin
62-020 Swarzędz

5. W stosownych przypadkach nazwa i adres kontaktowy upoważnionego przedstawiciela, którego pełnomocnictwo obejmuje zadania określone w art. 12 ust. 2: **nie dotyczy**
6. System lub systemy oceny i weryfikacji stałości właściwości użytkowych wyrobu budowlanego określone w załączniku V:
system 4
7. W przypadku deklaracji właściwości użytkowych dotyczącej wyrobu budowlanego objętego normą zharmonizowaną:
EN 14428:2004+A1:2008
Określenie typu produktu oraz prowadzenie zakładowej kontroli produkcji przez producenta
8. W przypadku deklaracji właściwości użytkowych dotyczącej wyrobu budowlanego, dla którego wydana została europejska ocena techniczna: **nie dotyczy**
9. Deklarowane właściwości użytkowe:

Zasadnicze charakterystyki	Właściwości użytkowe	Zharmonizowana specyfikacja techniczna
Czystość	spełnia	EN 14428:2004+A1:2008
Odporność na uderzenia/właściwości odłamków	spełnia	
Trwałość	spełnia	

10. Właściwości użytkowe wyrobu określone w pkt. 1 i 2 są zgodne z właściwościami użytkowymi deklarowanymi w pkt. 9. Niniejsza deklaracja właściwości użytkowych wydana zostaje na wyłączną odpowiedzialność producenta określonego w pkt. 4.

W imieniu producenta podpisał:

Jasin,16.04.2019 r.

Artur Haremski
Dyrektor Zakładu Produkcyjnego

Radaway Sp. z o.o., ul. Rabowicka 59, Jasin, 62-020 Swarzędz, wpisana do Rejestru Przedsiębiorców prowadzonego przez Sąd Rejonowy w Poznaniu XIV Wydział Gospodarczy Krajowego Rejestru Sądowego pod numerem KRS 0000339178, kapitał zakładowy 650 000 zł, Regon 636541960, NIP 972-10-08-109, tel. +48 61 835 75 32, fax +48 61 835 75 11, e-mail: office@radaway.pl www.radaway.pl









SHOWER DOORS ADJUSTMENT RANGE

	700	750	800	850	900	950	1000	1050	
Arta DWJ I	693-707		793-807		893-907		993-1007		
Arta DWJ II					892-910		992-1010		
Arta DWS							992-1008		
Arta DWJS									
Arta DWB					892-906		992-1006		
Arta DWD			795-807	845-857	895-907	945-957	995-1007	1045-1057	
Euphoria DWJ			794-812		894-912		994-1012		
Furo DWJ					890-908		990-1008		
Furo DWJ RH					890-908		990-1008		
Furo DWD									
Espera Pro DWJ							990-1008		
Espera DWJ							990-1010		
Espera DWJ Mirror							990-1010		
Espera DWD									
Idea (8) DWJ							987-1012		
Idea (8) DWD									
Essenza Pro (8) DWJ			792-808		892-908		992-1008		
Essenza 8 DWJ			789-812		889-919		989-1012		
Essenza DWJ			787-810		887-910		987-1010		
Essenza DWJS									
Essenza DWB			787-805		887-905		987-1005		
Fuenta DWJ			787-810		887-910		987-1010		
Fuenta DWJS									
Fuenta DWB			787-805		887-905		987-1005		
Carena DWJ					893-905		993-1005		
Carena DWB	693-705		793-805		893-905				
Nes (8) DWJ I	680-710		780-810		880-910		980-1010		
Nes (8) DWJ II			780-810		880-910		980-1010		
Nes (8) DWS							980-1010		
Nes (8) DWS B					880-910		980-1010		
Nes (8) DWJS									
Nes (8) DWB	680-710		780-810		880-910				
Nes (8) DWD I	680-710	730-760	780-810	830-860	880-910	930-960	980-1010	1030-1060	
Nes (8) DWD II									
Eos DWJ I	690-710		790-810		890-910		990-1010		
Eos DWJ II			780-810		880-910		980-1010		
Eos DWS							985-1010		
Eos DWJS									
Eos DWB	690-710		790-810		890-910				
Eos DWD I	690-710		790-810		890-910		990-1010		
Eos DWD II									
Torrenta DWJ			787-810		887-910		987-1010		
Torrenta DWJS									
Evo DW		720-760	770-810	820-860	870-910	920-960	970-1010	1020-1060	
Twist DW	685-710		785-810		885-910		985-1010		
Premium Pro DWJ							980-1010		
Premium Plus DWJ						925-965	975-1015	1025-1065	
Premium Plus DWD									
Alienta DWJ							985-1015		

	1100	1150	1200	1300	1400	1500	1600	1700	1800	1900	2000
	1092-1110		1192-1210	1292-1310	1392-1410						
	1092-1108		1192-1208	1292-1308	1392-1408						
				1290-1310	1390-1410	1490-1510					
	1095-1107	1145-1157	1195-1207								
	1094-1112		1194-1212	1294-1312							
	1090-1108		1190-1208	1290-1308	1390-1408	1490-1508	1590-1608				
				1290-1310	1390-1410	1490-1510	1590-1610		1790-1810		1990-2010
	1090-1108		1190-1208		1390-1408		1590-1608				
	1090-1110		1190-1210		1390-1410		1590-1610				
			1190-1210		1390-1410						
					1390-1410		1590-1610		1790-1810		
	1087-1112		1187-1212	1287-1312	1387-1412	1487-1512	1587-1612				
					1385-1415	1485-1515	1585-1615	1685-1715	1785-1815	1885-1915	1985-2015
	1092-1108		1192-1208	1292-1308							
	1089-1112		1189-1212	1289-1312							
	1087-1110		1187-1210	1287-1310							
	1085-1115		1185-1215	1285-1315	1385-1415						
	1087-1110		1187-1210	1287-1310							
	1085-1115		1185-1215	1285-1315	1385-1415						
	1093-1105		1193-1205								
	1080-1110		1180-1210								
	1080-1110		1180-1210	1280-1310	1380-1410						
	1080-1110		1180-1210	1280-1310	1380-1410	1480-1510					
			1180-1210	1280-1310	1380-1410						
	1080-1110	1130-1160	1180-1210								
				1280-1310	1380-1410	1480-1510	1580-1610	1680-1710	1780-1810	1880-1910	1980-2010
	1080-1110		1180-1210								
	1085-1110		1185-1210		1385-1410						
			1180-1210	1280-1310	1380-1410						
			1190-1210								
				1280-1310	1380-1410	1480-1510	1580-1610	1680-1710	1780-1810	1880-1910	1980-2010
	1087-1110		1187-1210								
					1380-1410	1480-1510	1580-1610	1680-1710	1780-1810	1880-1910	1980-2010
	1070-1110		1170-1210								
	1080-1110		1180-1210	1280-1310	1380-1410	1480-1510	1580-1610				
	1075-1115	1125-1165	1175-1215	1275-1315	1375-1415	1475-1515					
					1375-1415	1475-1515	1575-1615		1775-1815		
	1085-1115		1185-1215		1285-1315		1385-1415				

STANDARD OPTIONS

SHOWER ENCLOSURES



GLASS THICKNESS
Tempered safety glass, thickness:
8 mm, compliant with PN:EN 12150:1



EASYCLEAN® COATING
As a standard, all glass items are covered with the EasyClean® coating that facilitates the process of keeping shower enclosure clean





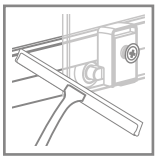

FLUSH-FITTED HINGES OR ROLLERS
Hinges or rollers are flush-fitted with the glass pane – a flat surface facilitates the process of keeping the shower enclosure clean.



DISABLED FRIENDLY

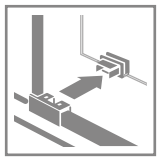

TILTING THE DOOR
Possibility to unlock and tilt the door to clean the cabin



CHROME+ TECHNOLOGY
Vertical profiles, hinges, handles, support bars are made in Chrome+ technology, which ensures higher gloss



POSSIBILITY OF MOUNTING WITHOUT A THRESHOLD STRIP
More information can be found in the assembly instructions



SOFT-CLOSE OPEN SYSTEM
A soft close-open system gently decelerates the door into its final position

SHOWER TRAYS AND DRAIN LINES



THE SHOWER TRAY IS SUITABLE FOR FLUSH WITH THE FLOOR

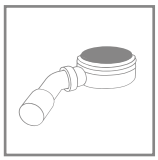

LOW SIPHON WITH THE POSSIBILITY OF CLEANING FROM THE TOP
(IN SET)



THE SIPHON HAS A STRAINER THAT FILTERS IMPURITIES



HIGH QUALITY MATERIALS
The drain is made of the highest quality stainless steel. Siphon and other elements are made of equally resistant plastics



NON-SLIP
The shower tray has an anti-slip surface.

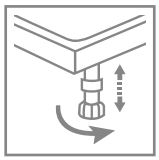

STABLE LEGS WITH HEIGHT ADJUSTMENT
(IN SET)



WATERPROOF MEMBRANE COLLAR
Guarantees long and trouble-free use of the product

ADDITIONAL OPTIONS



MADE TO MEASURE
Should you not find in our standard offer a shower enclosure that meets your requirements, there is a possibility to order tailor–made products (details on p. 7 or on our website www.radaway.eu)

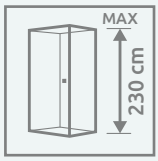

MAXIMUM HEIGHT
Details on p. 16.



GLASS VARIANTS
Product is available in several glass variants.
Details on p. 11.



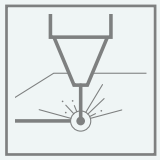

PRINT/ENGRAVING ON GLASS
Details on p. 24/28.

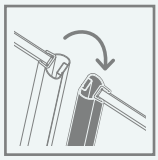

REPLACEMENT OF GASKETS
In products marked with this symbol, there is possibility of paid replacement of the transparent gaskets for black ones. Details on p. 17.



EXTENSION PROFILES
If you can not find suitable shower enclosure or shower door for your bathroom, then you can use extension profiles. Details on p. 21.



PROFILE CHROME+
If you can not find suitable shower enclosure or shower door for your bathroom, then you can use extension profiles. Information about the profiles can be found on the page of particular model of the cabin Details on p. 12.



POSSIBILITY OF USING TELESCOPIC SUPPORT BAR
Shower enclosures come in standard with stabilizer mounted to the wall. If the situation in the bathroom does not allow you mount such a stabilizer, there is possibility to buy a telescopic support bar mounted to the ceiling.
Details on p. 72.

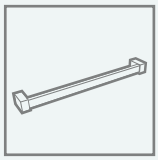

TOWEL HANGER
Possibility to order a rail hanger, ideal for hanging a towel.
Details on p. 14.



POSSIBILITY OF USING INSIDE BRACKETS
Details on p. 17.

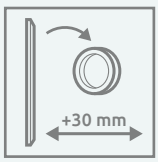

WIDER ENTRANCE
It is possible to extend the entrance by 30 mm by replacing the vertical handle with a round handle.
Details on p. 15.



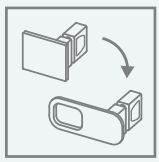

POSSIBILITY OF PAID CONVERSION OF THE HANDLES
Details on p. 16.

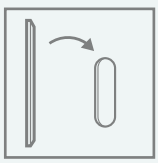

EXCHANGE OF HANDLE FOR A HOLE CUT IN GLASS
Possibility of replacing the standard handle with a 35×120 mm hole cut in the glass pane.
Details on p. 15.

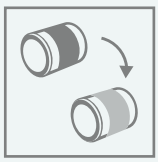

CHANGING THE COLOUR OF THE HANDLES
Please note it clearly in the order and specify the article number of appropriate handle. Details on p. 16.



BIFOLD HANDLE
Additional handle for bifold shower enclosures, shower doors and bathtub screens. Details on p. 14.

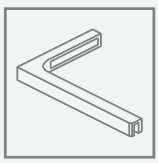

STABILIZER L (SL)
Stabilizer L (SL) is adjustable. It is designed for mounting on glass with a thickness of 6 and 8 mm up to a width of 1200 mm. Details on p. 13.

SHOWER ENCLOSURES

Chrome+ Chrome Gold Black White Brushed Nickel Brushed Gold Brushed GunMetal Brushed Copper Frame Factory

Kabiny narożne prostokątne i pięciokątne

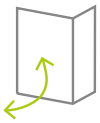

- Arta (QL) Arta KDJ I 80
- Nes (8) KDJ I 230
- Eos KDJ I 286

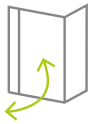

- Arta KDJ II 82
- Nes (8) KDJ II 234
- Eos KDJ II 288



- Arta QL / Arta KDD I 86
- Nes 8 KDD I 238
- Nes KDD I 238
- Eos KDD I 294

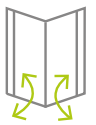

- Arta KDD II 86
- Nes (8) KDD II 240
- Eos KDD II 296

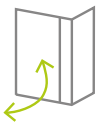

- Arta KDS I 87
- Nes (8) KDS I 248
- Eos KDS I 314

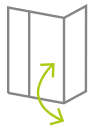

- Arta KDS II 87
- Nes (8) KDS II 250
- Eos KDS II 290



- Essenza KDJ B 192
- Fuenta KDJ B 222
- Nes (8) KDJ B 236
- Eos KDJ B 292



- Nes KDD B / KDD I 244



- Nes KDD B / KDD II 246

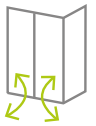

- Arta DWD+S 87
- Nes (8) DWD+S 256
- Eos DWD+S 300

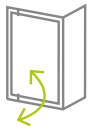

- Twist DW+S 340

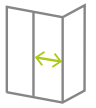

- Furo KDJ (RH) 100
- Espera Pro KDJ 116
- Espera KDJ 122
- Idea 8 (QL) KDJ 132-134
- Idea KDJ 136
- Premium Pro KDJ 348
- Premium Plus DWJ+S 364
- Alienta DWJ+S 376



- Furo KDD 102
- Furo SL KDD 104
- Espera KDD 124
- Idea 8 (QL) KDD 138-140
- Idea KDD 142
- Premium Pro KDD 350
- Premium Plus C/D 362
- Alienta C/D 374



- Premium Plus DWD+S 364

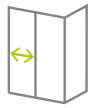

- Idea KDS 144



- Evo DW+S 334

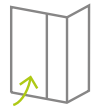

- Carena KDJ 227

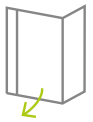

- Euphoria KDJ 92
- Essenza Pro (8) KDJ 166-168
- Essenza (8) KDJ 188-190
- Fuenta KDJ 216
- Torrenta KDJ 322-324

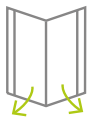

- Euphoria KDD 96
- Essenza Pro KDD 170
- Essenza KDD 194
- Fuenta KDD 222
- Torenta KDD 326



- Arta KDD B 87
- Essenza KDD B 196
- Fuenta KDD B 218
- Nes (8) KDD B 242
- Eos KDD B 298

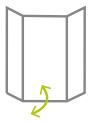

- Nes PTJ 252



- Nes PTD 254



- Essenza Pro (8) PTJ 172-174
- Essenza (8) PTJ 198-200

Quadrant

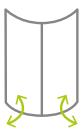

- Nes PDD I 276
- Eos PDD I 314

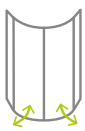

- Nes PDD II 276
- Eos PDD II 314



- Euphoria PDD 96
- Essenza Pro PDD 164
- Essenza PDD 186
- Fuenta PDD 222
- Torrenta PDD 318



- Torrenta PDJ 320

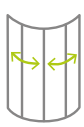

- Idea PDD 130
- Premium Pro PDD 346
- Premium Plus A/E 358
- Alienta A/E 372

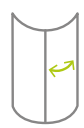

- Premium Plus B 360

U-Shape

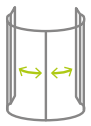

Premium Plus P 361



Made to measure
radaway
8

Wall-adjacent rectangular



Euphoria KDJ+S 97
↳ Essenza Pro KDJ+S 176
Essenza KDJ+S 202
Fuenta KDJ+S 223
Torrenta KDJ+S 328



Euphoria KDJ P 97

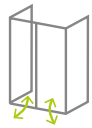

Arta DWD+2S 88
Nes (8) DWD+2S 258
Eos DWD+2S 302

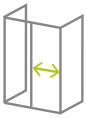

Idea KDJ+S 146
Premium Plus DWJ+2S 364
Alienta DWJ+2S 376



Premium Plus DWD+2S 364

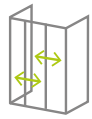

Evo DW+2S 334

Walk-in

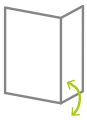

Arta Walk-In 56
Eos Walk-In 70

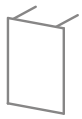

Modo (X/New) I 74
Euphoria Walk-in I 73



Furo Walk-in 58
Furo SL Walk-in 60
Espera Pro Walk-in 62

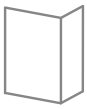

Modo New II + SW 40
Modo New IV 50
Euphoria Wak-in II 73
Euphoria Walk-In VI 54



Modo (F/SL) III 46
↳ Modo (X/New) III 48
Modo SL III 48
↳ Essenza Pro (8) Walk-in III 66
Euphoria Walk-in III 73

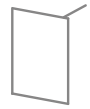

Volta II 53
Modo XL 52
Modo F II 36
Modo F SL II 38
Modo (X/New) II 40, 44
Modo SL II 46
Modo New II z wieszakiem 42
Euphoria Walk-in V 54
↳ Essenza Pro (8) Walk-In II 64-66
Nes Walk-in II 68

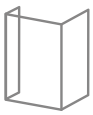

Euphoria Walk-In IV 54



↳ Nes (8) Walk-in KDD II 68, 240



↳ Nes (8) Walk-in KDD B 68, 242

GLASS THICKNESS

Chrome+ Chrome Gold Black White Brushed Nickel Brushed Gold Brushed GunMetal Brushed Copper Frame Factory

Glass thick-ness	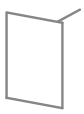				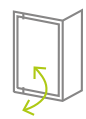	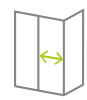
10 mm	Modo XL Modo X					
8 mm	Modo New Modo SL Modo F / F SL Volta II Euphoria Walk-In Essenza Pro (8) Walk-In II Arta Walk-In	Arta QL Arta Nes 8	Euphoria Essenza Pro 8 Essenza 8			Furo Furo SL Furo RH Espera Pro Espera Idea 8 / 8 QL
6 mm	Essenza Pro Walk-In Nes Walk-in Eos Walk-In	Nes Eos	Essenza Pro Essenza Fuenta Torrenta	Carena	Twist	Idea Premium Pro
5/6 mm						Premium Plus
5 mm						Alienta
4/5 mm						Evo

SHOWER DOORS

Chrome+ Chrome Gold Black White Brushed Nickel Brushed Gold Brushed GunMetal Brushed Copper Frame Factory



Arta (QL) DWJ I 84
Nes (8) DWJ I 260
Eos DWJ I 304

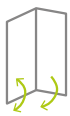

Arta DWB 89
Essenza DWB 210
Fuenta DWB 223
Carena DWB 227
Nes (8) DWB 270
Eos DWB 310

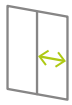

Furo DWJ 106
Furo DWJ RH 107
Furo SL DWJ 108
Espera Pro DWJ 118
Espera DWJ 126
Idea 8 DWJ 148
Idea DWJ 150
Premium Pro DWJ 352
Premium Plus DWJ 366
Alienta DWJ 378

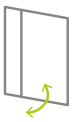

Arta DWJ II 88
Nes (8) DWJ II 262
Eos DWJ II 306

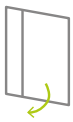

Euphoria DWJ 94
Essenza Pro (8) DWJ 180
Essenza (8) DWJ 206
Fuenta DWJ 220
Torrenta DWJ 330



Evo DW 336

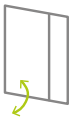

Arta (QL) DWS 88
Nes (8) DWS 264
Eos DWS 308

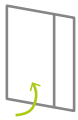

Carena DWJ 226



Furo DWD 110
Espera DWD 127
Idea 8 DWD 152
Idea DWD 154
Premium Plus DWD 366



Arta DWJS 89
Nes (8) DWJS 268
Eos DWJS 315

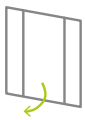

Essenza DWJS 208
Fuenta DWJS 223
Torrenta DWJS 331



Twist DW 342

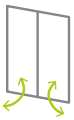

Arta (QL) DWD 89
Nes (8) DWD I 272
Eos DWD I 312



Nes (8) DWD II 274
Eos DWD II 315

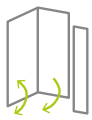

Nes (8) DWS B 266

BATHTUB SCREENS

Chrome+ Chrome Gold Black White Brushed Nickel Brushed Gold Brushed GunMetal Brushed Copper Frame Factory



Arta (QL) PNJ I 384
Nes (8) PNJ I 382
Eos PNJ I 383



Carena PNJ I 384



Modo PNJ II 385
Modo F SL PNJ II 386
Modo SL PNJ II 387
Essenza Pro PNJ II 388
Idea PNJ II 389
Torrenta PNJ II 390



Arta PND I 394
Essenza PND I 391
Fuenta PND I 392
Nes (8) PND I 393
Eos PND I 394



Carena PND I 394



Eos PNW 395



Nes (8) PND II 402
Eos PND II 404



Euphoria PND II 404
Essenza Pro PND II 399
Essenza 8 SL PND II 400
Essenza PND II 401
Torrenta PND II 403



Furo PND II 396
Furo SL PND II 398



Idea PN DWJ 405
Vesta DWJ 406



Idea PN DWD 407
Vesta DWD 408



Idea PN DWJ+S 409
Vesta DWJ+S 409



Vesta DWD+S 409

SQUARE AND RECTANGULAR SHOWER TRAYS

A2 \ A1	70	80	90	100
75		Delos D, Delos D with panel	Delos D, Delos D with panel	Delos D, Delos D with panel
80		Kyntos C, Teos C, Zantos C, Doros Plus C, Doros C, Doros C Compact, Delos C, Delos C with panel, Argos C, Argos C with panel, Rodos C, Korfu C, Siros C, Siros C Compact, Naxos C		
90	Doros Plus F, Doros F, Doros F Compact	Giaros D, Doros Plus D, Doros D, Doros D Compact, Doros D Stone, Doros D Compact Stone, Argos D, Argos D with panel, Laros D Compact, Kyntos F, Teos F	Kyntos C, Teos C, Zantos C, Giaros C, Doros Plus C, Doros C, Doros C Compact, Doros C Stone, Doros C Compact Stone, Delos C, Delos C with panel, Argos C, Argos C with panel, Rodos C, Rodos C Compact, Korfu C, Siros C, Siros C Compact, Naxos C	
100	Kyntos F, Teos F, Doros Plus F, Doros F, Doros F Compact	Giaros D, Doros Plus D, Doros D, Doros D Compact, Doros D Stone, Doros D Compact Stone, Argos D, Argos D with panel, Laros D Compact, Kyntos F, Teos F, Zantos F, Doros Plus F, Doros F, Doros F Compact, Doros F Stone, Doros F Compact Stone	Giaros D, Doros Plus D, Doros D, Doros D Compact, Doros D Stone, Doros D Compact Stone, Argos D, Argos D with panel, Laros D Compact, Kyntos F, Teos F, Zantos F	Kyntos C, Teos C, Giaros C, Doros Plus C, Doros C, Doros C Compact, Rodos C Compact, Delos C, Delos C with panel, Argos C, Argos C with panel
110		Giaros D, Doros Plus D, Doros D, Doros D Compact, Kyntos F, Teos F	Giaros D, Doros Plus D, Doros D, Doros D Compact, Argos D, Argos D with panel, Kyntos F, Teos F	
120	Kyntos F, Teos F, Doros Plus F, Doros F, Doros F Compact	Giaros D, Doros Plus D, Doros D, Doros D Compact, Argos D, Argos D with panel, Laros D Compact, Kyntos F, Teos F, Zantos F, Doros Plus F, Doros F, Doros F Compact, Doros F Stone, Doros F Compact Stone	Giaros D, Doros Plus D, Doros D, Doros D Compact, Argos D, Argos D with panel, Laros D Compact, Kyntos F, Teos F, Zantos F, Doros Plus F, Doros F, Doros F Compact, Doros F Stone, Doros F Compact Stone	Giaros D, Doros Plus D, Doros D, Doros D Compact, Kyntos F, Teos F
130		Kyntos F, Teos F , Doros F, Doros F Compact, Doros F Stone, Doros F Compact Stone	Doros Plus D, Doros D, Doros D Compact, Kyntos F, Teos F	
140	Kyntos F, Teos F	Kyntos F, Teos F, Doros Plus F, Doros F, Doros F Compact	Giaros D, Argos D, Argos D with panel, Kyntos F, Teos F , Doros F, Doros F Compact, Doros F Stone, Doros F Compact Stone	Kyntos F, Teos F, Doros F, Doros F Compact, Doros F Stone, Doros F Compact Stone
150		Kyntos F, Teos F , Doros F, Doros F Compact, Doros F Stone, Doros F Compact Stone	Argos D, Argos D with panel, Kyntos F, Teos F , Doros F, Doros F Compact, Doros F Stone, Doros F Compact Stone	
160	Kyntos F, Teos F	Kyntos F, Teos F, Doros F, Doros F Compact, Doros F Stone, Doros F Compact Stone	Argos D, Argos D with panel, Kyntos F, Teos F , Doros F, Doros F Compact, Doros F Stone, Doros F Compact Stone	Kyntos F, Teos F
180	Kyntos F, Teos F	Kyntos F, Teos F	Kyntos F, Teos F	Kyntos F, Teos F
210	Kyntos F, Teos F	Kyntos F, Teos F	Kyntos F, Teos F	Kyntos F, Teos F

QUANDRANT SHOWER TRAYS – SYMMETRIC AND ASYMMETRIC

A2 \ A1	80	85	90	100
80	Kyntos A, Doros Plus A, Doros A, Doros A Compact, Doros A Stone, Doros A Compact Stone, Delos A, Patmos A, Patmos A Compact, Rodos A Compact, Samos A, Indos A, Korfu A, Siros A, Siros A Compact, Naxos A			
85		Delos A, Laros A Compact		
90	Delos E, Delos E Compact Siros E Compact		Kyntos A, Zantos A, Giaros A, Doros Plus A, Doros A, Doros A Compact, Doros A Stone, Doros A Compact Stone, Argos A, Delos A, Patmos A, Patmos A Compact, Rodos A Compact, Samos A, Indos A, Korfu A, Siros A, Siros A Compact, Naxos A	Delos P, Delos P with panel
100	Patmos E, Laros E Compact, Korfu E, Tasos E, Tasos Plus E, Delos E, Delos E Compact		Delos E, Delos E Compact	Kyntos A, Argos A, Delos A, Patmos A
120			Patmos E, Korfu E	

CY **CMS ME & A LTD**
Filias 51
2480 Tseri, Nicosia
Cyprus
Tel.: +357 99 640051
e-mail: info@cmsmea.com
www.radaway.eu

CZ **PARAMONT CZ s.r.o.**
Třebíčská 194
594 01 Velké Meziříčí
Tel.: +420 737 999 002
e-mail: info@paramont.cz,
cejkova@paramont.cz
www.radaway.cz

HU **MÉTA HUNGARY KFT.**
6000 Kecskemét, Matkói út. 16.
Tel.: +36 76 441 170
Fax: +36 76 540 255
e-mail: info@radaway.hu
www.radaway.hu

IE **Bathroom Store Ireland**
Unit 2, TCS Buildings, Coes Rd,
Dundalk, Co. Louth, A91 H300, Ireland
Tel.: +353 (0) 42 942 2401
hello@bathroomatore.ie
bathroomstore.ie
www.radaway.eu

IT **Kreacasa SRL**
Via Roma, 6/2
31048 San Biagio di Callalta (TV)
+39 0422 1834841
commerciale@radawayitalia.it
www.radaway.it

LT **UAB Praimas**
Lakūnų g. 51, 09108 Vilnius, Lietuva
Tel.: +370 607 70006
e-mail: info@praimas.lt
www.radaway.lt

LV **SIA "ARTTEK BALTIA"**
Vestienas 2B, Riga, Latvia, LV 1035
Tal. +371 261 84640
e-mail: radaway@arttek.lv
www.radaway.lv

MD **Centrul Comercial CapCap Duo-Ego SRL**
str. Bucovinei 7, mun. Chișinău
Tel.: +373 686 94 799, +373 603 11 488,
+373 229 93 333
e-mail: sales@cap-cap.md
www.radaway.md

MD **SRL „OMTEK"**
str. Romană 24, MD-2005, Chișinău
Tel.: +373 22 238 238, +373 22 910 070
GSM: +373 60130708
e-mail: radawaymd@mail.ru
www.radaway.md

MT **Carini Stores Ltd**
St Venera
+356 2144 0202
sales@carinibathrooms.com
www.radaway.eu

RO **RADAWAY ROMANIA**
Str. Drumul între Tarlale, nr. 160-174,
Sector 3, Bucharest, Corp C, Depozit 8
Tel: +40 21 4670335
Fax: +40 21 4670336
e-mail: office@radaway-romania.ro
www.radaway-romania.ro

SK **HIDROTREND S.R.O.**
Novozámocká 58/A, 949 05 Nitra
tel 037/651 6868, fax 037/658 0570
Mobil: +421 903 535 145
e-mail: info@hidrotrend.sk
www.radaway.sk

UA **ТОВ „Радавей Україна"**
29000 м. Хмельницький
проспект Миру 99/101

Регіональні представники:
Захід, Центр-Північ:
+38067 380 8681, p.kostyuk@radaway.pl
Центр-Захід:
+38067 532 2735, v.tereshko@radaway.ua
Південь-Схід:
+398067 311 2173, a.shemjatin@radaway.pl

Відділ обслуговування клієнтів:
Житомир, Київ, Чернігів, Вінниця,
Черкаси, Кропивницький, Одеса, Миколаїв,
Херсон, мережа Лео Кераміка
+38067 311 3903, biuroUA@radaway.ua

Рівне, Луцьк, Львів, Тернопіль, Хмельницький,
Ужгород, Івано-Франківськ, Чернівці, Суми,
Полтава, Харків, Дніпро, Запоріжжя
+38067 827 9080, officeua@radaway.ua

Відділ нестандартів
+38067 557 0408, nestandart@radaway.ua

Сервісна служба
+38067 382 99 61, serwisua@radaway.ua

www.radaway.ua

UAE **RADAWAY GULF**
SANITARY WARE TRADING L.L.C
Al Quoz Industrial Zone 4 warehouse 41,
Office number 5 street 24, Dubai, U.A.E
Tel.: +971 55 889 1636
e-mail: office@radaway.ae
www.radaway.ae



radaway

Radaway Sp. z o.o.
Jasin, ul. Rabowicka 59
62-020 Swarzędz, Poland
www.radaway.eu

Radaway makes every effort to ensure that published information is accurate and current. Bear in mind that colours presented in the photographs may slightly differ from the actual items. If you have any questions or concerns, please do not hesitate to contact us.

07/2025/ZEN0KG0149 0408

radaway



Product catalogue 2025/2026